




City of Richmond

Report to Committee


To: Community Safety Committee **Date:** Sept 1, 2013
From: Rendall Nasset
Officer In Charge, Richmond RCMP Detachment **File:** 09-5000-01/2013-Vol
01 (13.18)
Re: **RCMP's Monthly Report – July 2013 Activities**

Staff Recommendation

That the report titled "RCMP's Monthly Report – July 2013 Activities" (dated Sept 1, 2013, from the Officer in Charge, RCMP) be received for information.


(Rendall Nasset) Superintendent
Officer In Charge, Richmond RCMP Detachment
(604-278-1212)

Att: 1

REPORT CONCURRENCE	
CONCURRENCE OF GENERAL MANAGER 	
REVIEWED BY DIRECTORS	INITIALS: DW
REVIEWED BY CAO	INITIALS: GD

Staff Report

Origin

At the request of the Community Safety Committee, the Officer in Charge will keep Council informed on matters pertaining to policing in the community of Richmond.

Council Term Goals for 2011-2014 identify the desire to ensure Richmond remains a safe and desirable community to live, work and play in, through the delivery of effective public safety services that are targeted to the City's specific needs and priorities.

Analysis

Below is the RCMP's Monthly Report regarding July 2013 activities.

Noteworthy Files and Activities:

Summer Camp 2013

Youth between the ages of 9 and 12 years of age were given the opportunity to realize a dream by attending the police and fire academy held during July and August. For most, it remains a dream or childhood game but in the summer, with the help of the detachment's youth section, Richmond Fire Rescue and the City of Richmond, children's dreams are coming true.

The camp was spearheaded by RCMP members of the Richmond Youth Section who wanted to give children the chance not only to meet, but to be a police officer for a day. The camp allows youth to immerse themselves in a police and fire academy experience. The kids can interact with police officers up close and learn about the history of the RCMP, crime scene investigation, drill and department, law and physical education.

The police and fire personnel involved have spent many hours planning the sessions that were offered at various Community Centers throughout Richmond. The camp was run five times in the summer from 10:00 a.m. to 3:00 p.m. The cost was \$20.00, which included a T-shirt, lunch and camp instruction.

Fatal Pedestrian Motor Vehicle Collision

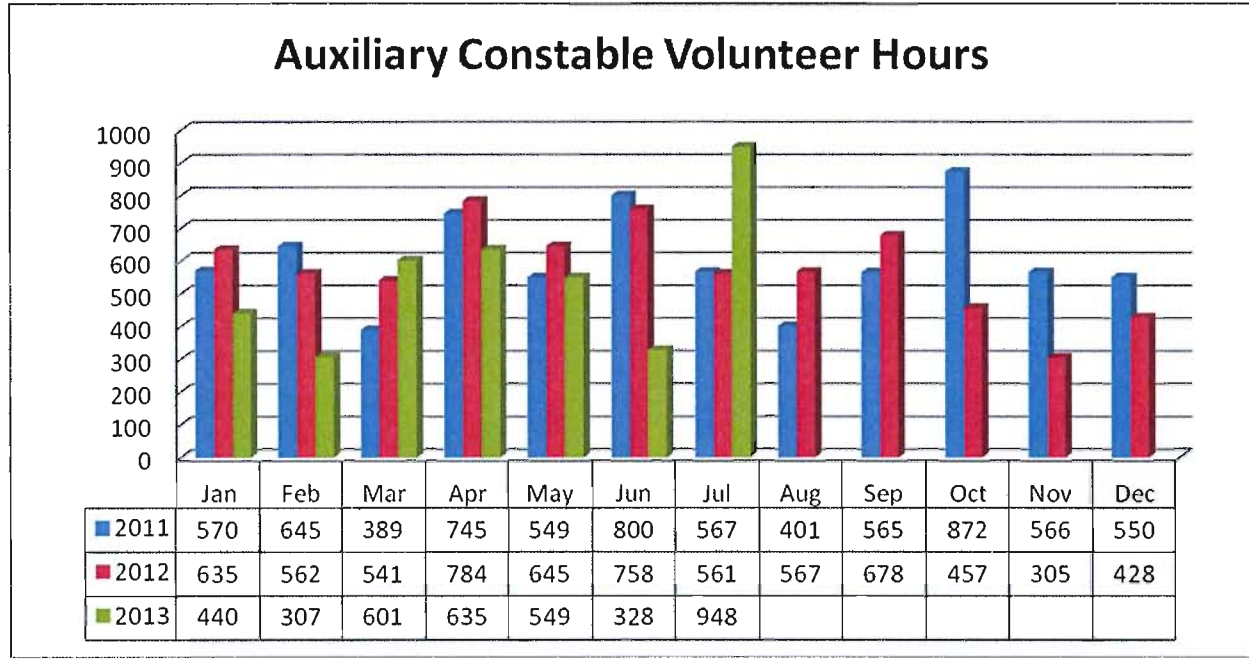
On July 8, a 58-year-old female Richmond resident succumbed to her injuries after she was struck by a vehicle near the intersection of Westminster Highway and Garden City Avenue. The driver of the vehicle involved remained at the scene of the collision and has been cooperative. Speed and alcohol are not contributing factors to the collision.

The Lower Mainland District Integrated Collision Analysis and Reconstruction Services were on scene to assist the detachment's Road Safety Unit with the investigation. The intersection remained closed for several hours while the investigation was being conducted.

Auxiliary Constables

As of July 2013, Richmond Detachment’s 29 active Auxiliary Constables recorded 3,799 volunteer hours in Training and Patrol Ride-Alongs as indicated in the chart below, which compares the total hours of service for the years 2011, 2012 and 2013.

Total Volunteer Hours



Total hours include community policing activities, as well as hours spent in training, court, and with regular members for ride-a-longs and call-outs. In July, 2013 there were three events: Salmon Festival, Canada Day and Ships to Shore which caused the increased number of volunteer hours.

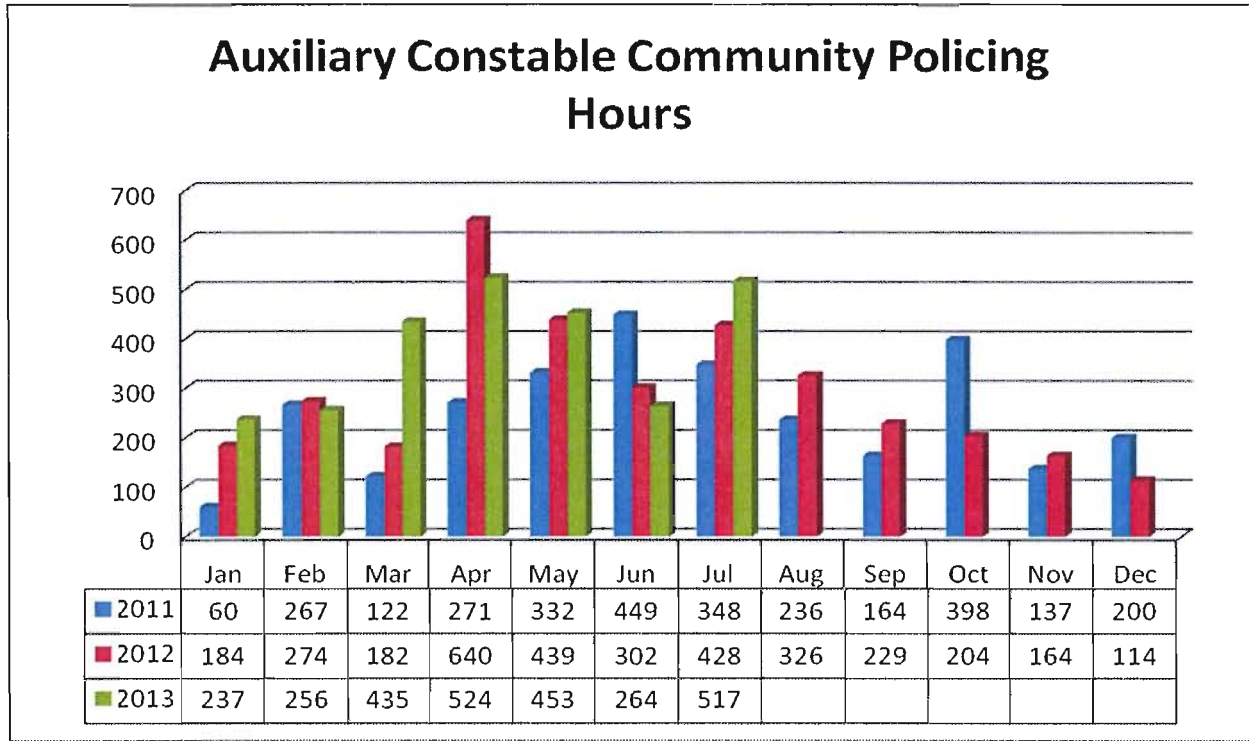
Reductions in hours are due to decreases in Auxiliary Constable Membership. The program loses an average of 4 Auxiliary Constables per year, and has historically added a new troop every 2-3 years to maintain membership. Since 2009, there was been no recruitment, resulting in the current decreased membership. This will be alleviated this year, as a new troop of 19 Auxiliary Constables will start training in September. As a result, there will be significant increases in the total volunteer hours for next year.

Total Hours (Year to Date) per Volunteer Auxiliary Constable

January to June	YTD Hours	# of Aux/Cst.	YTD Hrs/Aux Cst.
2011	4,264	37	115
2012	4,484	33	136
2013	3,807	29	131

The Auxiliary Constables continue to dedicate themselves to ensuring that Community Events and Crime Prevention programs are a priority. As of June 2013, the Auxiliary Constables recorded 2,676 Community Policing hours. The chart below compares the hours of community policing duties for the years 2011, 2012 and 2013.

Community Policing Hours



Community Policing Hours includes all Crime Prevention Programs and Community Events.

It is of note that although there have been reductions in membership each year (11% in 2012, 12% in 2013), there were still net increases in volunteer hours for our core (Community Policing) hours.

Community Policing hours (Year to Date) per Volunteer Auxiliary Constable

Jan to June	YTD Hours	% Increase	# of Aux Cst.	YTD Hrs Per Aux	% Increase Per Aux
2011	1,848		37	50	
2012	2,448	32%	33	74	48%
2013	2,684	10%	29	93	25%

Summary of Duties for July 2013

- Canada Day Parade
- Ships to Shore
- Salmon Festival
- Kubota patrols of dykes and trails
- Nations Cup Soccer Tournament
- “Learn to Camp” event at Terra Nova
- Richmond Night Markets (Vulcan Way and Duck Island)
- Cops 4 Cancer fundraising
- Dolphin Classic Basketball Tournament
- MacDonald Beach Boat Safety Checks
- Celebration of Light event
- Property Crime Reduction programs

At the request of other detachments, the following event was attended in July by Auxiliary Constables with no impact to Richmond. Auxiliary Constables attended this event on a volunteer basis, while ensuring that local commitments were already met and that any costs were borne by the requesting detachment.

- Giro de Burnaby (assisting Burnaby Detachment)

Similar requests come from other detachments when large events are being held that require additional resources. In return, these detachments assist Richmond by supplying additional Auxiliary Constables for large events such as Ships to Shore and the Salmon Festival.

Auxiliary Constables continue to provide assistance to regular members with Traffic and General Duty shifts, primarily Friday and Saturday nights. Multi-lingual Auxiliary Constables are continuing to assist regular members by providing language translation for pedestrian enforcement, significantly decreasing the time required for each contact.

Community Policing

Block Watch

There were 417 letters sent to victims and their neighbours, to inform residents in the area affected that a residential break and enter had occurred in their neighbourhood, and encouraged residents to start a Block Watch group. Similarly, 9 Business Link letters were sent to Richmond businesses that experienced a break and enter during this period. Both residential and Business Link break and enter letters offer crime prevention tips; directs Richmond residents and business owners to the crime prevention web pages and to register for the email alerts.

There were 71 residential and 11 business break and enter email alerts sent this period to registered Richmond residents and businesses respectively. These emails inform home and business owners that a break and enter has occurred, provides crime prevention information and direct residents and business owners to the crime prevention web pages.

Crime Prevention Newsletters

The Richmond RCMP Crime Prevention Business Link Newsletter for 2nd Quarter 2013 (Attachment 1) was sent by email to the registered commercial break and enter alert email contact addresses.

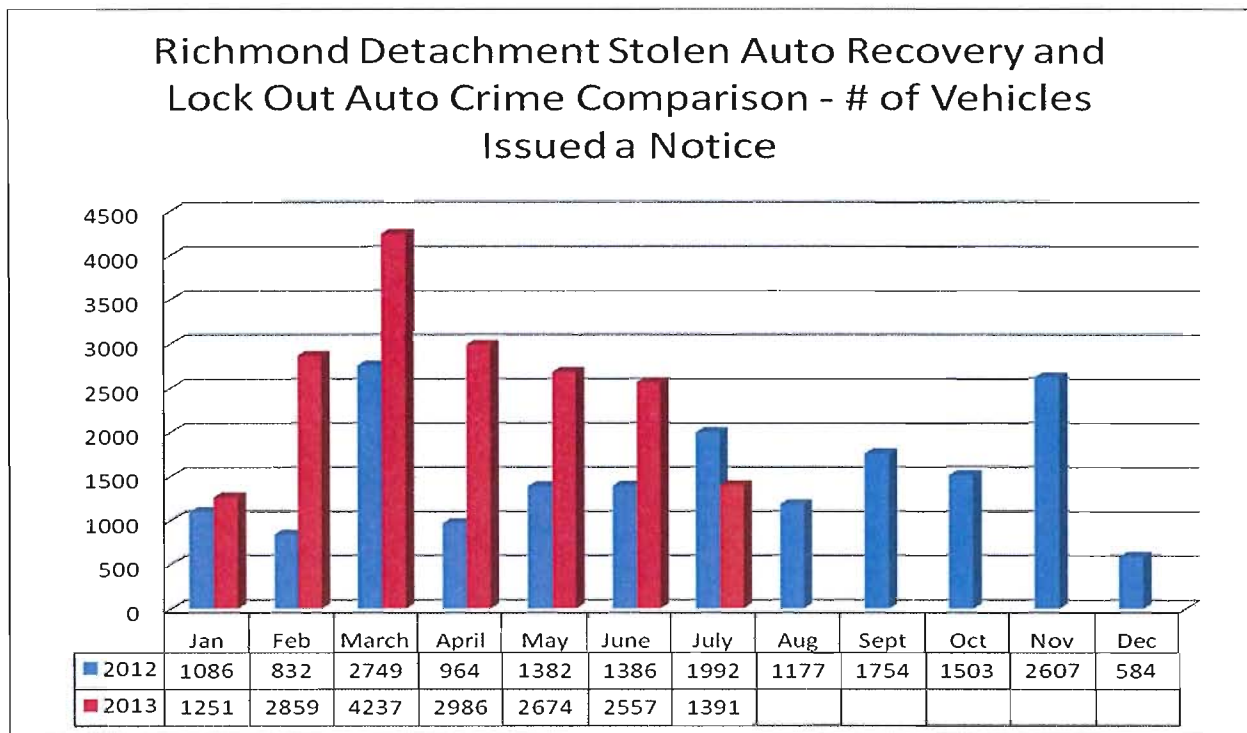
The newsletter is available at <http://www.richmond.ca/safety/police/news/bizwatch.htm>.

Business Link Program

Volunteers go door-to-door to businesses in central and south Richmond wearing high visibility vests. They introduce themselves as station volunteers to the business owner/manager and provide brochures and newsletters, which are provided in English and Chinese. The contact information from the business is then entered in the Business Link database and should a break and enter occur an alert will be sent out with the details. There were 21 businesses visited in July and 14 volunteer hours.

Community Police Stations

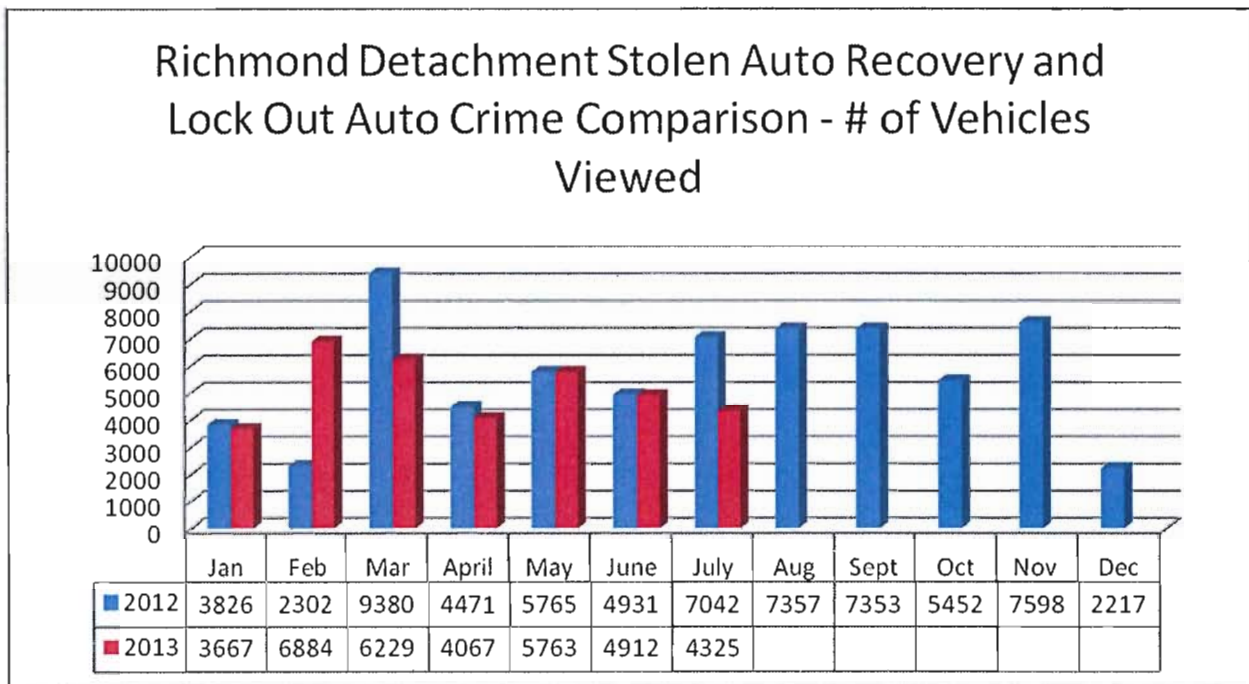
The following charts identify the activities of the Community Police Stations for the month. The numbers fluctuate from month to month as they are primarily driven by manpower increase or decrease. During 2012, this was a transitory period for the CPO's as staffing resources decreased temporarily and the City Centre station did not start up until mid-year. The numbers for 2013 have increased which reflects new staffing, an increase of 25 volunteers and implementation of the City Centre initiatives.



Richmond Stolen Auto Recovery/Lock Out Auto Crime Notices

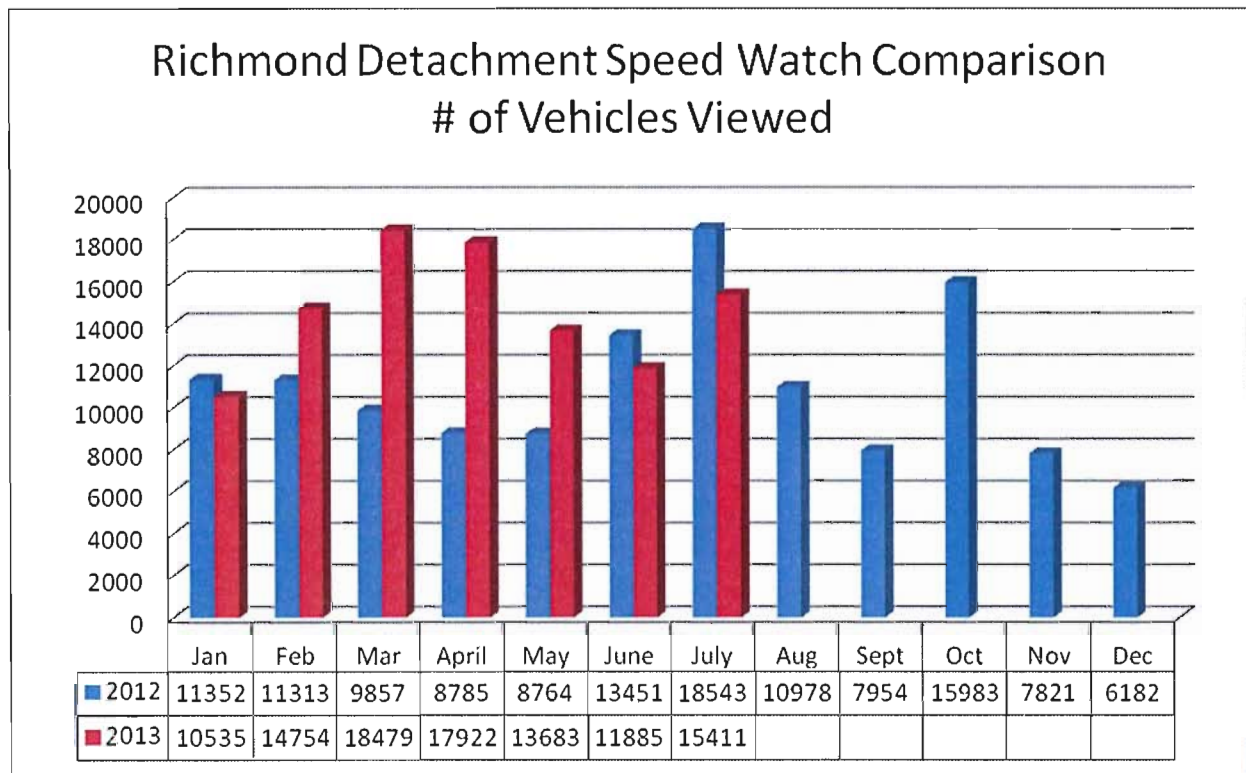
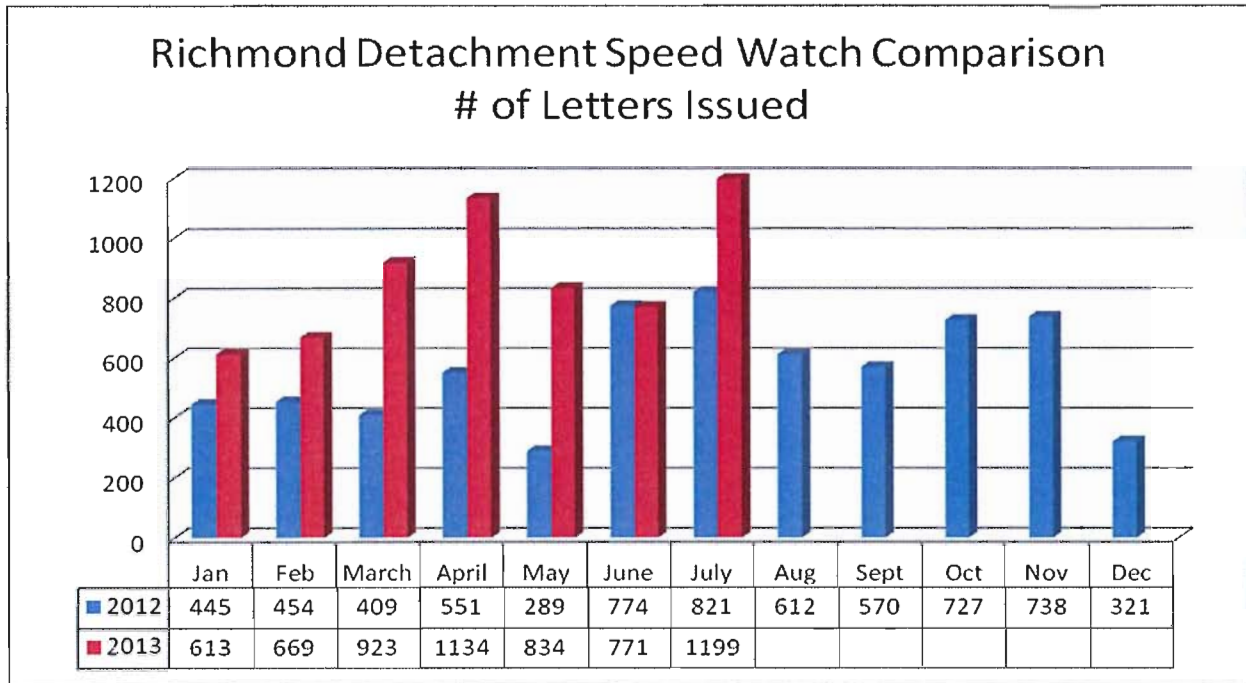
Notices supplied by ICBC are issued by a community volunteer and left on every car in the parking lot. The notice will have the Community Police Station name, crime prevention tips, location and date written on it as well as a list of questions that have been checked yes or no for example:

- Does the vehicle have an anti-theft device? (e.g.: an alarm, immobilizer or steering wheel lock)
- Are there any personal belongings in plain view?
- Is the vehicle locked?
- Have all suitable steps been taken to prevent auto crime?



Richmond Detachment Speed Watch Statistics

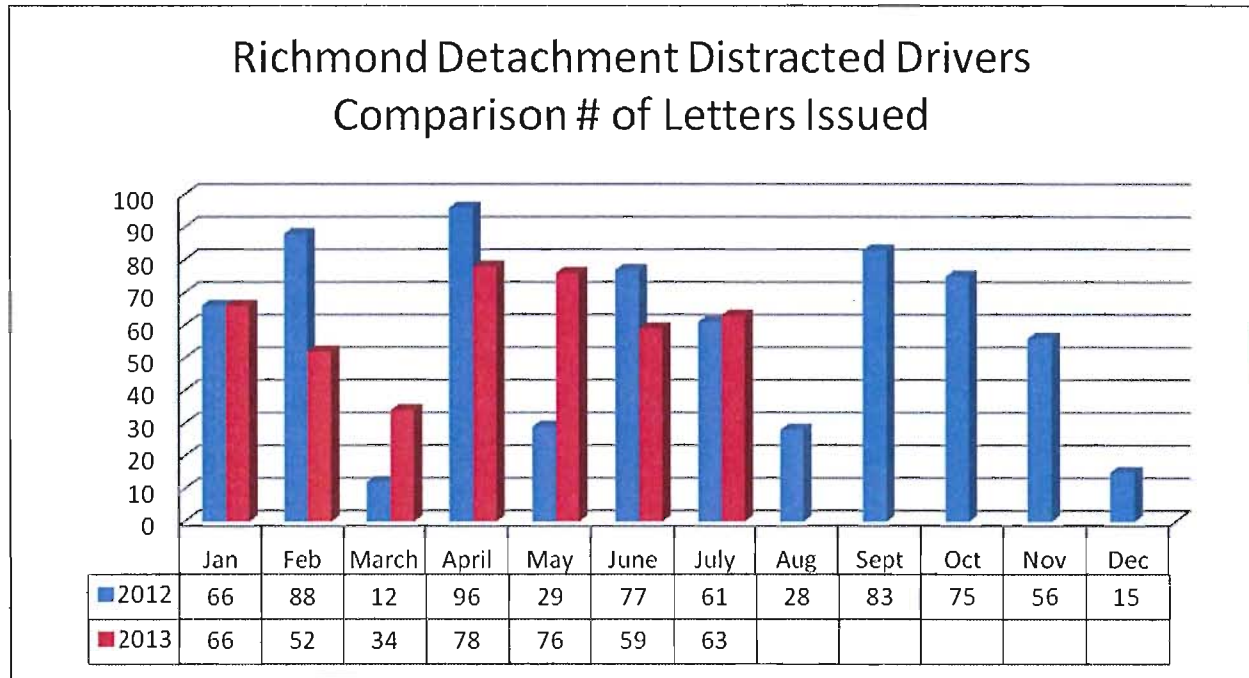
Speed Watch promotes safe driving habits by alerting drivers of their speed in school zones and on busy roadways. Trained volunteers are equipped with radar and speed watch reader board that give driver’s instant feedback regarding their speed. Once the volunteers record the licence plate number and the speed a letter is sent to inform the registered owner of the driving infraction including date, time, location and what the penalties would be if the driver had received a violation ticket.



Richmond Detachment Distracted Drivers Statistics

While the volunteers are out doing bike and foot patrols or Speed Watch they notice drivers that are on their cell phones talking or texting, using electronic devices, reading a newspaper and putting on makeup. The registered owner of the vehicle is sent a letter with the date, time and

location and type of driving infraction and amount of fine had the driver received a violation ticket.



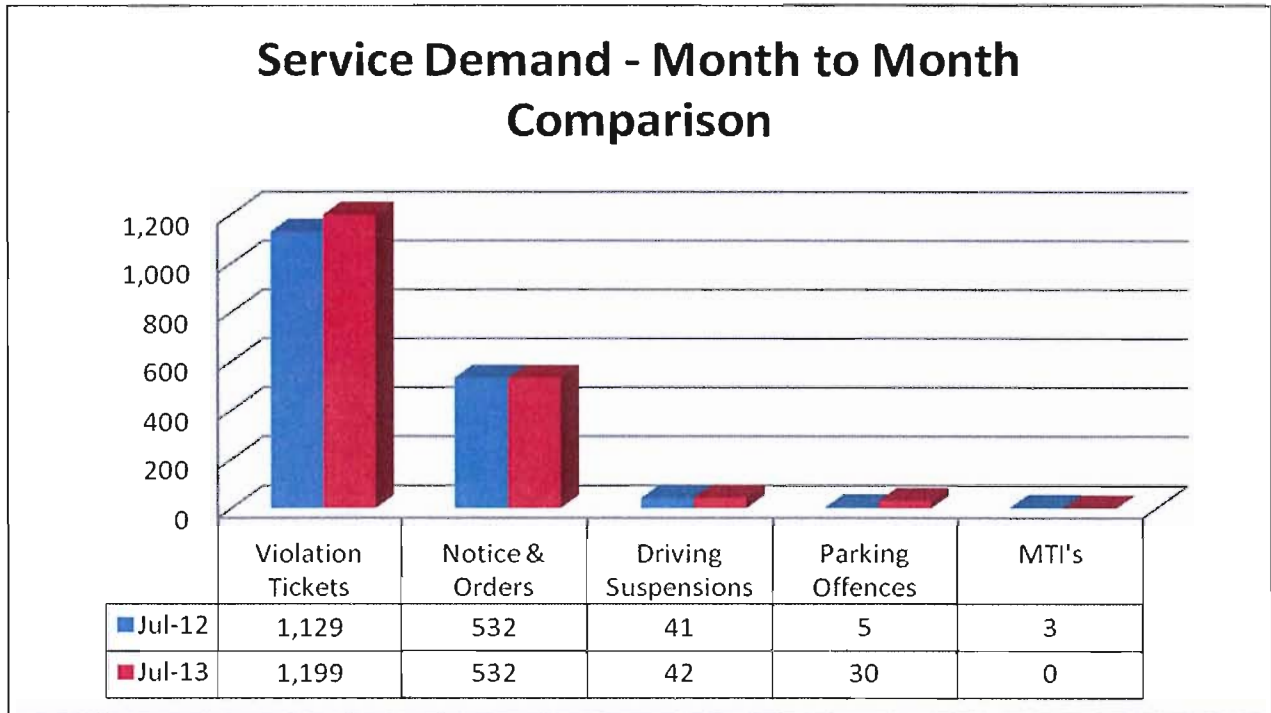
Volunteer Bike and Foot Patrols

The main objectives of the Volunteer Bike Patrol and Foot Patrol are to observe and report suspicious activity, abandoned houses, grow operations, graffiti and distracted drivers to police. For January to July, there were 41 bike patrols totalling 355 hours as well as 51 foot patrols for a total of 359 hours. As a result, the volunteers have assisted the general public with directions and general questions, witnessed minor vehicle collisions and offered assistance, reminded jaywalkers to use the crosswalks, noted any distracted drivers and used the palm pilots to run licence plates to see if any vehicles are stolen. The volunteers have attended the night market on Friday and Saturday nights and patrol the parking lots looking for stolen vehicles and theft from autos. They attend the local parks and schools making sure that everything is secure and look for possible grow ops and abandoned houses.

Road Safety Unit

Road Safety Unit Service Demand – Month to Month Comparison

The chart below compares the Road Safety Unit tickets categorized by type for the month of July 2012 and July 2013. In July 2012 there were a total of 1,710 tickets compared to July 2013 which had a total of 1,803; an increase of 5.44%. Ticket volumes fluctuate from month to month as they are primarily driven by manpower increase or decrease.



Victim Services

In addition to an active caseload of 136 ongoing files, RCMP Victim Services provided services to 34 new clients and attended 8 crime and trauma scenes in July. Calls for service included: Medical related sudden deaths and family dysfunction dominated the majority of our calls for service.

Victim Services is helping a Richmond resident who was in Vancouver when she witnessed a shooting. Vancouver Police referred her to our services, to which we are providing ongoing support.

Crime Statistics

Crime Stats – see Appendix “A”

Crime Maps – see Appendix “B”

Financial Impact

There is no financial impact associated with this report.

Sept 1, 2013

- 11 -

Conclusion

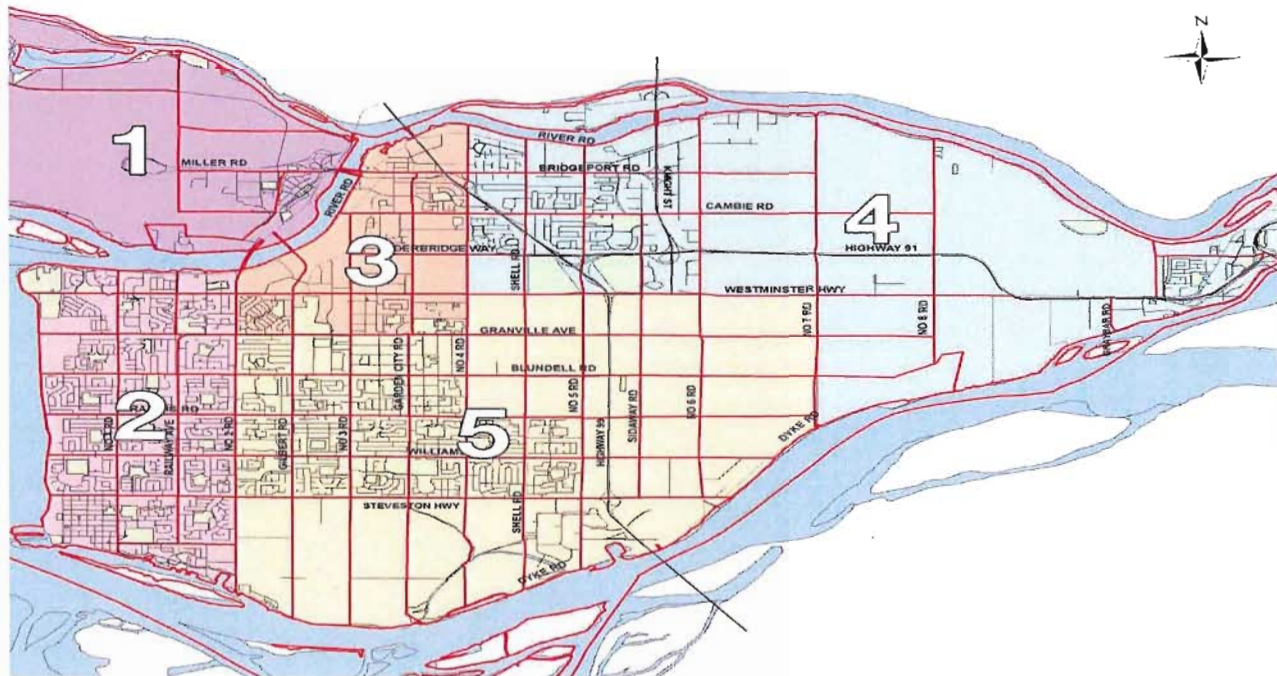
The RCMP continues to ensure Richmond remains a safe and desirable community.

A handwritten signature in black ink, appearing to read "Lainie Goddard". The signature is fluid and cursive, with a large loop at the end.

Lainie Goddard
Manager, RCMP Administration
(604-207-4767)



**Richmond RCMP Crime Prevention Unit
Business Link Newsletter (2nd Quarter 2013)
Commercial Break and Enters: April, May, June 2011, 2012, 2013**



The map above outlines the five zones in Richmond.

The chart below provides details on the number of Commercial B&Es that have occurred in each zone:

Zone	April 2011	April 2012	April 2013	May 2011	May 2012	May 2013	June 2011	June 2012	June 2013
1	0	0	0	0	0	0	0	0	0
2	4	3	2	1	6	3	1	5	3
3	11	15	9	9	3	10	6	10	12
4	9	20	16	8	8	14	4	10	6
5	2	5	1	6	3	3	9	6	1

Point of Entry Breakdown (April, May, June 2013):

Zone 1	0 Commercial Break and Enters
Zone 2	8 Commercial Break and Enters point of entry including: 4 thru windows, 1 thru a door; and 3 other points of entry
Zone 3	31 Commercial Break and Enters point of entry including: 5 thru windows, 14 thru doors, 3 thru fences; and 8 other points of entry
Zone 4	36 Commercial Break and Enters point of entry including: 1 thru a window; 22 thru doors; 2 thru fences; and 11 other points of entry
Zone 5	5 Commercial Break and Enters including: 4 thru doors; and one other point of entry

For information on how to improve the security of your business, please visit: www.richmond.ca/businesslink

Report all suspicious and criminal activity to the Police. If a suspect is present, call 9-1-1.

If no suspect is present, call the Police non-emergency number at 604-278-1212.

To receive email alerts of neighbourhood commercial break and enters, register your business name and street address at:

RCMP_Business_Link@richmond.ca



JULY 2013 STATISTICS

This chart identifies the monthly totals for all founded Criminal Code offences, excluding Traffic Criminal Code. Based on Uniform Crime Reporting (UCR) scoring, there are three categories: (1) Violent Crime, (2) Property Crime, and (3) Other Criminal Code. Within each category, particular offences are highlighted in this chart. In addition, monthly totals for Controlled Drugs and Substances Act (CDSA) offences are included.

The Average Range data is based on activity in a single month over the past 5 years. If the current monthly total for an offence is above average, it will be noted in **red**, while below-average numbers will be noted in **blue**.

Year-to-Date percentage increases of more than 10% are marked in **red**, while decreases of more than 10% are **blue**. Please note that percentage changes are inflated in categories with small numbers (e.g.: Sexual Offences).

	CURRENT MONTH	5-YR AVERAGE	5-YR AVERAGE RANGE	YEAR-TO-DATE TOTALS			
	Jul-13	July		2012 YTD	2013 YTD	% Change	Change in # of Offenses
VIOLENT CRIME (UCR 1000-Series Offences)	121	138	121-155	773	743	-3.9%	-30
<i>Robbery</i>	0	8	7-10	83	32	-61.4%	-51
<i>Assault</i>	53	55	44-66	276	280	1.4%	4
<i>Assault w/ Weapon</i>	11	11	7-14	78	67	-14.1%	-11
<i>Sexual Offences</i>	6	8	4-10	31	39	25.8%	8
PROPERTY CRIME (UCR 2000-Series Offences)	605	710	618-801	4221	4143	-1.8%	-78
<i>Business B&E</i>	18	44	25-63	227	250	10.1%	23
<i>Residential B&E</i>	70	43	37-49	370	429	15.9%	59
<i>MV Theft</i>	10	34	19-48	145	136	-6.2%	-9
<i>Theft From MV</i>	103	180	144-216	1067	853	-20.1%	-214
<i>Theft</i>	126	121	109-132	877	760	-13.3%	-117
<i>Shoplifting</i>	82	52	47-56	405	560	38.3%	155
<i>Fraud</i>	48	50	41-59	299	295	-1.3%	-4
OTHER CRIMINAL CODE (UCR 3000-Series Offences)	217	234	223-244	1374	1225	-10.8%	-149
<i>Arson - Property</i>	6	13	5-22	22	15	-31.8%	-7
SUBTOTAL (UCR 1000- to 3000-Series)	943	1081	967-1195	6368	6111	-4.0%	-257
DRUGS (UCR 4000-Series Offences)	80	107	67-147	551	505	-8.3%	-46

Prepared by Richmond RCMP.

Data collected from PRIME on 2013-08-15. Published 2013-08-18.

This data is operational and subject to change. This document is not to be copied, reproduced, used in whole or part or disseminated to any other person or agency without the consent of the originator(s).

**Business Break & Enters
July 1st - July 31st, 2013**

Appendix 'B'



CS - 40

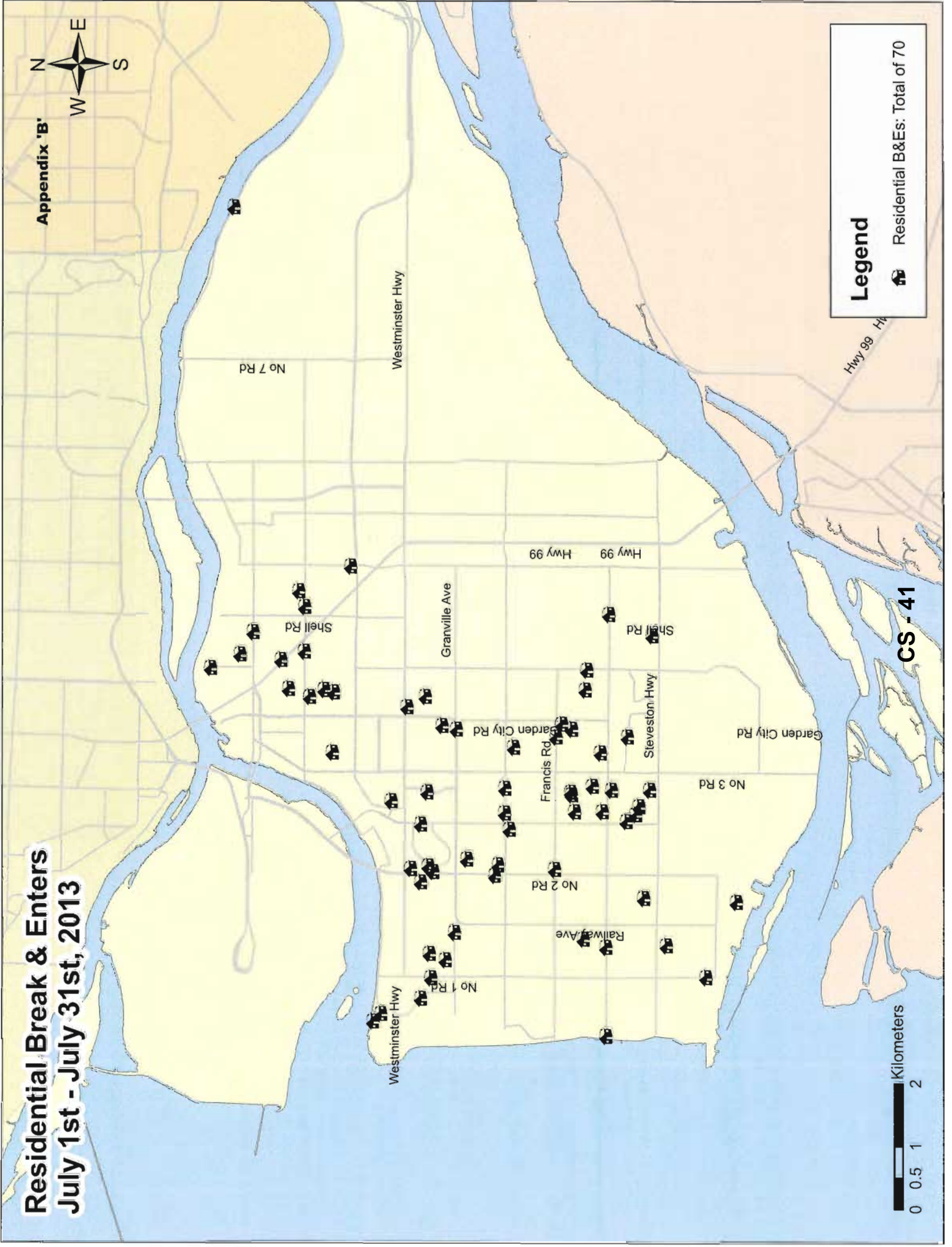
Legend

- ★ Business B&Es: Total of 18




Residential Break & Enters July 1st - July 31st, 2013

Appendix 'B'



Legend

- Residential B&Es: Total of 70




Auto Theft July 1st - July 31st, 2013

Appendix 'B'

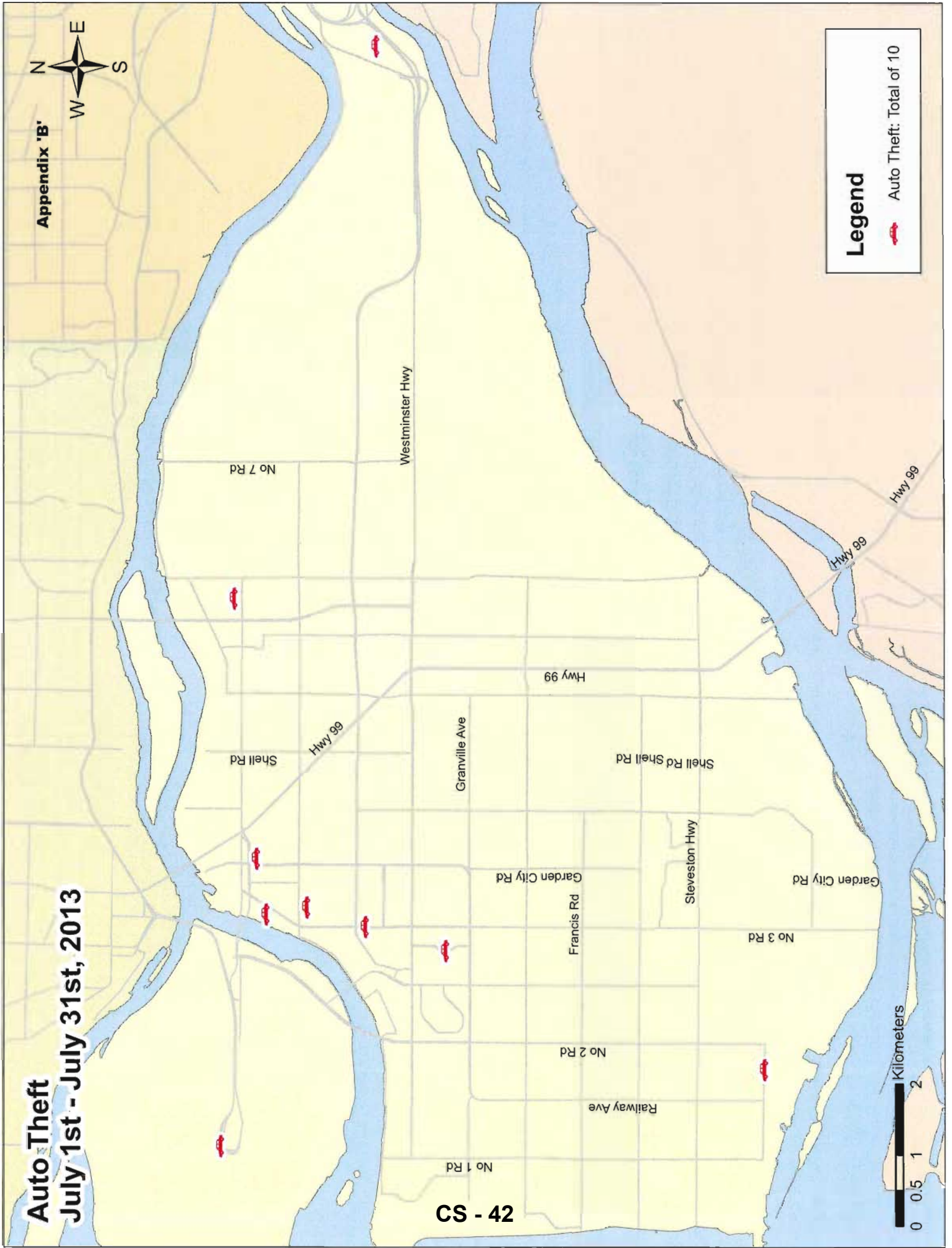


CS - 42

Legend

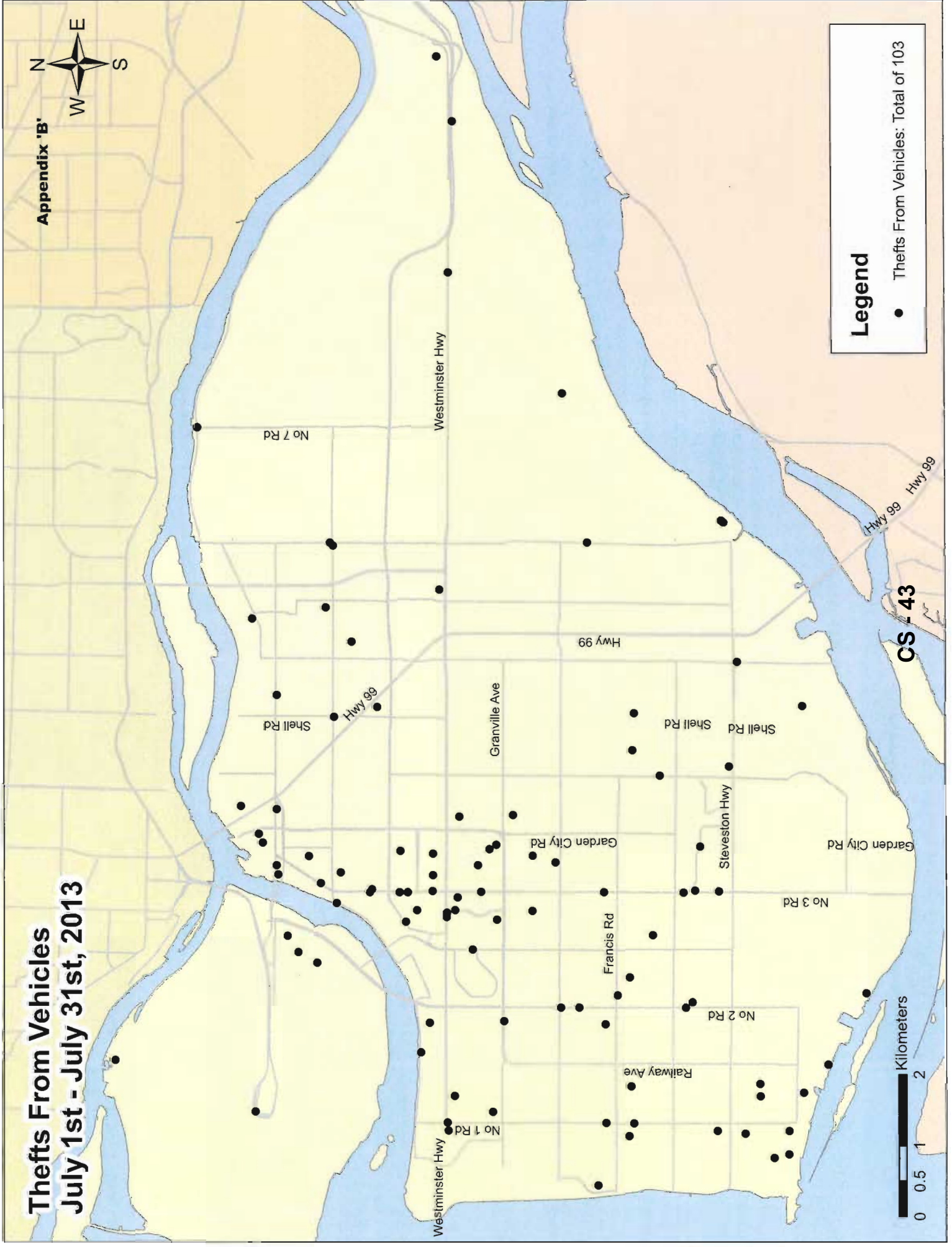
 Auto Theft: Total of 10

 Kilometers
0 0.5 1 2



Thefts From Vehicles July 1st - July 31st, 2013

Appendix 'B'



Legend

- Thefts From Vehicles: Total of 103

