



City of Richmond

Report to Committee

To:	Community Safety Committee	Date:	February 25, 2013
From:	Rendall Nessel Officer In Charge, Richmond RCMP Detachment	File:	09-5000-01/2012-Vol 01 (13.03)
Re:	RCMP's Monthly Report – January 2013 Activities		

Staff Recommendation

That the report titled "RCMP's Monthly Report – January 2013 Activities" (dated February 28, 2013, from the OIC RCMP) be received for information.

(Rendall Nessel) Superintendent
Officer In Charge, Richmond RCMP Detachment
(604-278-1212)

REPORT CONCURRENCE	
CONCURRENCE OF GENERAL MANAGER 	
REVIEWED BY DIRECTORS	INITIALS:
REVIEWED BY CAO	INITIALS:

Staff Report

Origin

At the request of the Community Safety Committee, the Officer in Charge (OIC) will keep Council informed on matters pertaining to policing in the community of Richmond.

Council Term Goals for 2011-2014 identify the desire to ensure Richmond remains a safe and desirable community to live, work and play in, through the delivery of effective public safety services that are targeted to the City's specific needs and priorities.

Analysis

Below is the RCMP's Monthly Report regarding January 2013 activities.

Noteworthy Files and Activities:

Shooting at Capstan Way

On January 4, 2013, at approximately 8 pm, the detachment received a report of shots fired at the Floating Shop Tattoo Parlour located at 8388 Capstan Way. When officers arrived at the tattoo parlour they determined that a female had been shot. The female was transported to the hospital with non-life threatening injuries. The suspects fled the scene prior to police arrival. The investigation is in the preliminary stages and the reasons why this incident occurred are not yet known. The detachment's Serious Crimes Unit is continuing with the investigation.

Suspect in Custody after Four Injured in Richmond Shooting

Richmond officers arrested a suspect without incident within five minutes after a shooting occurred on January 16, at approximately 9 pm. Four adult males were shot at the Riverside Banquet Hall on River Road at a private party organized for new members of the International Longshore and Warehouse Union. About 150 people were in attendance at the time of the shooting. The victims were treated in local area hospitals and are in stable condition.

Investigators believe that the shooting was targeted and are working on the motive, and the suspect's involvement. The detachment's Serious Crime Section is leading this investigation and the RCMP Lower Mainland District Regional Police Service is engaged along with the Integrated Police Dog and Forensic units.

Found Human Remains

On January 26, at approximately 10 am, the detachment received a report that human remains had been located in a grassy marsh area by a work crew surveying the area. With the assistance of the Coast Guard, investigators made their way to the area. The remains are skeletal in nature which may indicate that the remains have been there for some time. The area was secured and the Coroner was called in to examine the remains. The investigation is continuing.

A New Bicycle for Ashwyn

In late November, the detachment received a report that a student's bicycle had been stolen from Jessie Wowk Elementary School. The student, 12 year old Ashwyn Dholliwar, purchased his bicycle two years ago by saving money he received for his birthday. Ashwyn told the officer that he rode to school every day since and really missed his bicycle. The officer sent an email throughout the detachment requesting other officers to keep an eye out for the bicycle during their patrols; however, without the bicycle's serial number or picture, there was little chance of recovery. For this reason, two of the General Duty Watches challenged each other to a contest to see who could raise more money to buy Ashwyn a new bicycle. After only two days, enough money was raised within the detachment to purchase a new bicycle and bicycle lock. At the end of December, Ashwyn was presented with his new bicycle.

Auxiliary Constables

As of January 2013, Richmond Detachment's 32 active Auxiliary Constables recorded 357 volunteer hours in Community Policing, training and Patrol Ride-Along hours. Training has been focused on to ensuring all active Auxiliary Constables continue to be compliant with all required certifications. Auxiliary Constables have provided a community policing presence at various events this period, including:

- Coast Watch Presentations
- Alzheimer's Walk for the Memories
- DARE Program
- YVR Patrols

Volunteer Hours

Time Period	Community Policing Hours	Training and Administrative Hours	Patrol Ride-Along Hours	Total Hours
January 2013	105	161	91	357

Recruiting

The interviews are being completed for the next troop of Auxiliary Constables. This stage is expected to be completed by February, and all recommended candidates will then be required to complete the required security screening. This process will take 4-6 months and the new troop is planned to commence training in September 2013.

Community Policing

Block Watch

In January 2013, 542 residential break and enter letters were sent to victims and their neighbours, informing them that a break and enter had occurred and encouraged them to start a Block Watch group. Similarly, 30 Business Link letters were sent to Richmond businesses that experienced a break and enter during this period. Both Business Link and residential break and enter letters offer crime prevention tips; directs them to the crime prevention web pages and encourages them to register for email alerts.

There were 102 residential and 51 business break and enter email alerts sent this period to registered Richmond residents and businesses respectively. These emails provide crime prevention information and direct residents and business owners to the crime prevention web pages.

Community Police Stations

New Initiative

In January 2013, a new initiative to increase officer interaction with the Community Police Station volunteers began. Once every week, the Crime Prevention Unit constables will join the volunteers from the City Centre, South Arm and Steveston Community Police Stations during their Speed Watch, Lock Out Auto Crime and Business Link deployments.

Richmond Detachment Stolen Auto Recovery and Lock Out Auto Crime Statistics

CPS	YTD	# Stolen Auto Recovery and Lock out Auto Crime Deployments	Vehicles Viewed For Signs Of Auto Crime Only	Vehicles Scanned Through Stolen Auto Recovery (SAR)	Vehicles Issued A Crime Prevention Notice	Patrol And Admin Hours
City Center	Jan	8	1,526	727	799	47
South Arm	Jan	2	380	150	230	14
Steveston	Jan	11	1,761	-	222	44
Totals		21	3,667	877	1,251	105

Richmond Detachment Speed Watch Statistics

CPS	YTD	# Of Speed Watch Deployments	Total Vehicles Checked	Over 10 Km/h	Admin Hours For Office Duties	Number of Warning Letters Issued
City Center	Jan	16	6,705	1,273	114	448
South Arm	Jan	0	0	0	0	0
Steveston	Jan	6	3,830	615	40	165
Totals		22	10,535	1,888	154	613

Richmond Detachment Distracted Drivers Statistics

CPS	YTD	Deployments	Number of Letters Sent
City Center	January	9	60
South Arm	January	1	6
Totals		10	66

Volunteer Bike Patrols

The main objectives of the Volunteer Bike Patrol and Foot Patrol are to observe and report suspicious activity, abandoned houses, grow operations, graffiti and distracted drivers.

CPS	YTD	Deployments	Hours
City Center	January	5	42

Volunteer Foot Patrols

CPS	YTD	Deployments	Hours
City Center	January	9	54

Road Safety Unit**Richmond Detachment Traffic Statistics**

Name	Act	Example	Nov	Dec	Jan
Violation Tickets	Provincial Act Offences	Speeding	732	851	851
Notice & Orders	Equipment Violations	Broken Tail-light	451	462	419
Driving Suspensions	Motor Vehicle Act	24 hour driving prohibition for alcohol or drugs	34	58	31
Parking Offences	Municipal Bylaw	On or off the street Municipal parking offences	18	28	30
MTI's	Municipal Ticket Information	Any other Municipal Bylaw offence	0	0	1

Victim Services

In addition to an active caseload of 133 ongoing files, RCMP Victim Services provided services to 47 new clients and attended nine crime and trauma scenes in January. Medical related sudden deaths, family dysfunction, residential break and enters as well as a highly publicized shooting incident at the Riverside Banquet Hall dominated the calls for service.

In January, a sudden wave of residential break and enters have left victims frustrated and agitated over their property that has been stolen and the damage expenses which are often beyond their insurance coverage. These victims report that they are relieved to speak to the case workers about the sense of violation they feel.

Crime Statistics

Crime Stats – see Appendix “A”

Crime Maps – see Appendix “B”

Financial Impact

There is no financial impact associated with this report

Conclusion

The Officer in Charge, Richmond Detachment continues to ensure Richmond remains a safe and desirable community. The OIC will continue to provide monthly updates, which reflect the level of safety in Richmond.



Lainie Goddard
Manager, RCMP Administration
(604-207-4767)



JANUARY 2013 STATISTICS

This chart identifies the monthly totals for all founded Criminal Code offences, excluding Traffic Criminal Code. Based on Uniform Crime Reporting (UCR) scoring, there are three categories: (1) Violent Crime, (2) Property Crime, and (3) Other Criminal Code. Within each category, particular offences are highlighted in this chart. In addition, monthly totals for Controlled Drugs and Substances Act (CDSA) offences are included.

The Average Range data is based on activity in a single month over the past 5 years. If the current monthly total for an offence is above average, it will be noted in **red**, while below-average numbers will be noted in **blue**.

Year-to-Date percentage increases of more than 10% are marked in **red**, while decreases of more than 10% are **blue**. Please note that percentage changes are inflated in categories with small numbers (e.g.: Sexual Offences).

	CURRENT MONTH	5-YR AVERAGE RANGE	YEAR-TO-DATE TOTALS			
	Jan-13	January	2012 YTD	2013 YTD	% Change	Change in # of Offences
VIOLENT CRIME (UCR 1000-Series Offences)	123	121-147	134	123	-8.2%	-11
<i>Robbery</i>	12	1-21	27	12	-55.6%	-15
<i>Assault</i>	31	38-53	43	31	-27.9%	-12
<i>Assault w/ Weapon</i>	14	9-14	13	14	7.7%	1
<i>Sexual Offences</i>	6	3-8	3	6	100.0%	3
PROPERTY CRIME (UCR 2000-Series Offences)	698	619-773	623	698	12.0%	75
<i>Business B&E</i>	46	26-48	33	46	39.4%	13
<i>Residential B&E</i>	100	51-91	70	100	42.9%	30
<i>MV Theft</i>	35	19-54	16	35	118.8%	19
<i>Theft From MV</i>	153	144-243	163	153	-6.1%	-10
<i>Theft</i>	120	122-129	126	120	-4.8%	-6
<i>Shoplifting</i>	78	42-65	59	78	32.2%	19
<i>Fraud</i>	53	29-53	43	53	23.3%	10
OTHER CRIMINAL CODE (UCR 3000-Series Offences)	169	136-198	173	169	-2.3%	-4
<i>Arson - Property</i>	0	3-7	2	0	-100.0%	-2
SUBTOTAL (UCR 1000- to 3000-Series)	990	900-1095	930	990	6.5%	60
DRUGS (UCR 4000-Series Offences)	49	78-104	109	49	-55.0%	-60

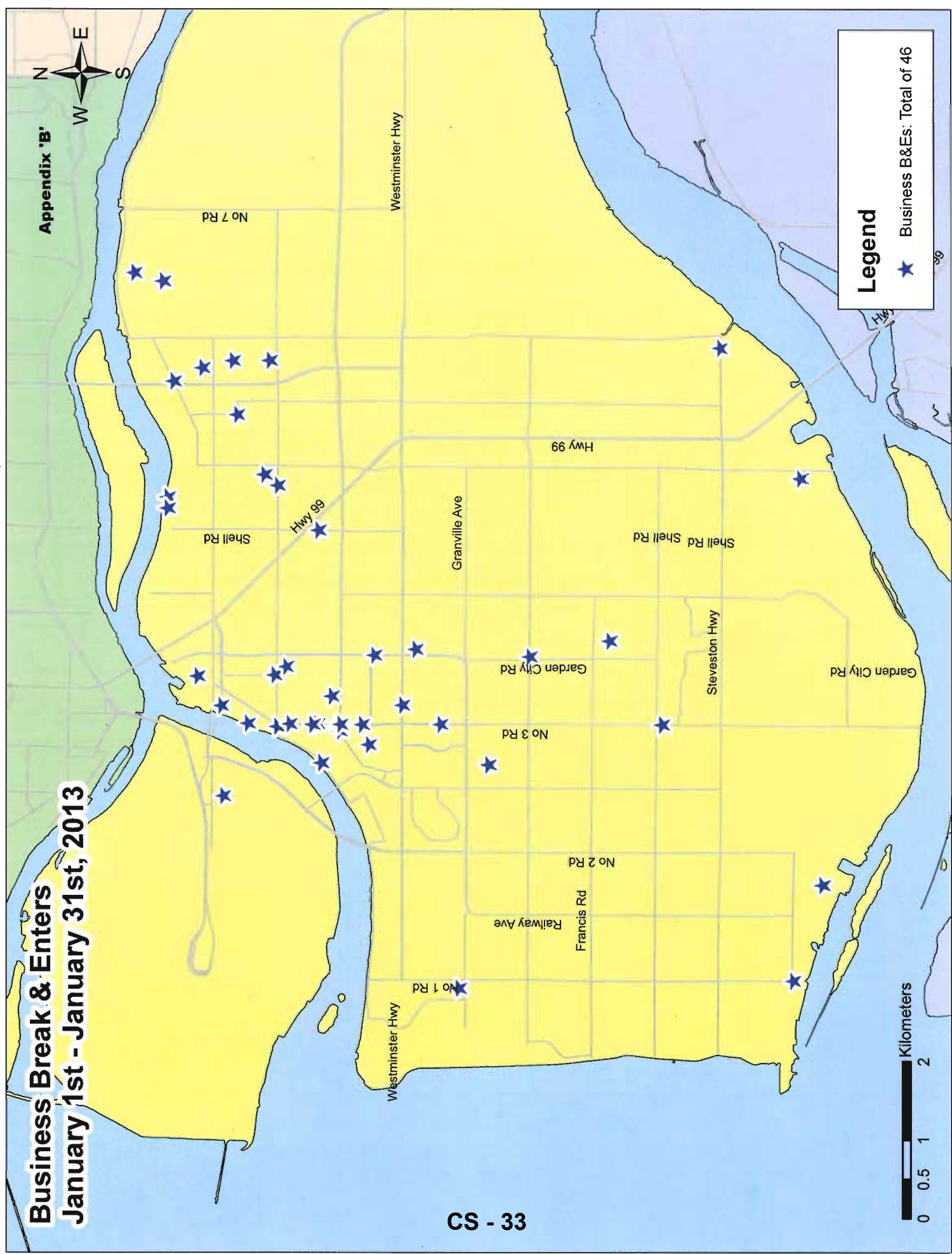
Prepared by Richmond RCMP.

Data collected from PRIME on 2013-02-17. Published 2013-02-17.

This data is operational and subject to change. This document is not to be copied, reproduced, used in whole or part or disseminated to any other person or agency without the consent of the originator(s).

**Business Break & Enters
January 1st - January 31st, 2013**

Appendix 'B'



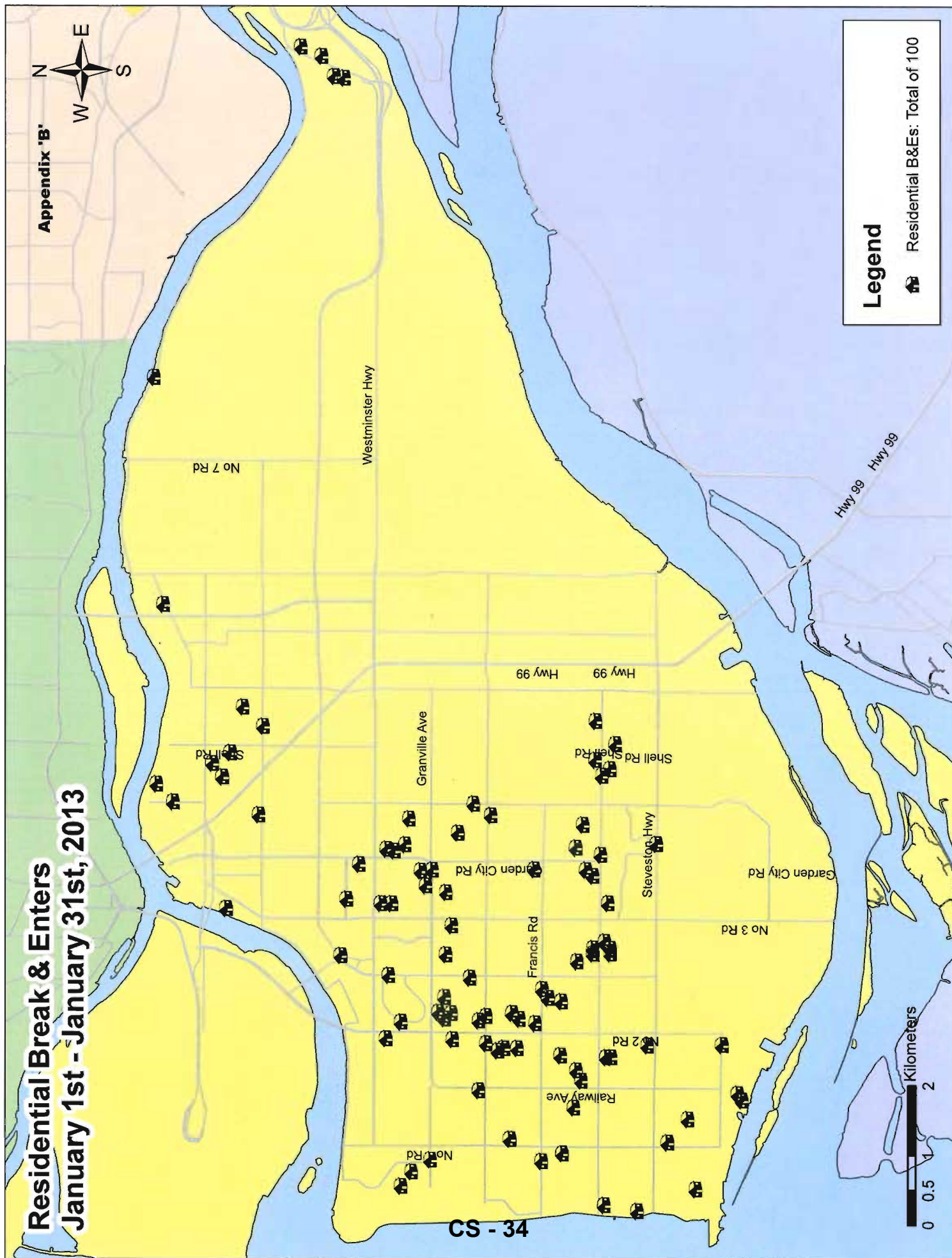
Legend

- ★ Business B&Es: Total of 46




Residential Break & Enters January 1st - January 31st, 2013

Appendix 'B'



Legend

 Residential B&Es: Total of 100

Kilometers
0 0.5 1 2

Auto Theft


January 1st - January 31st, 2013

Appendix 'B'

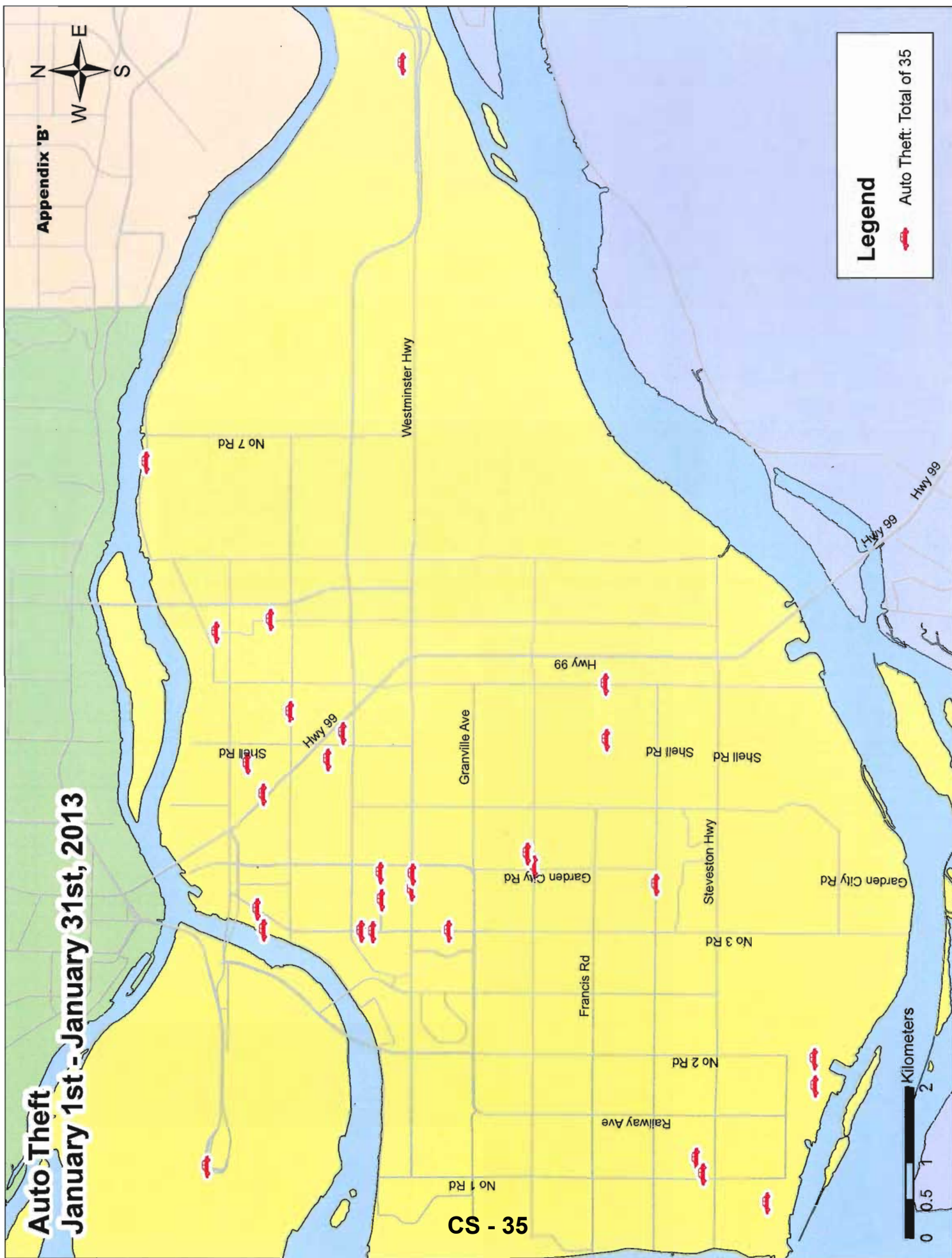


CS - 35

Legend

 Auto Theft: Total of 35

 Kilometers
0 0.5 1 2



Thefts From Vehicles January 1st - January 31st, 2013

Appendix 'B'

