



# City of Richmond

## Report to Committee

---

**To:** Community Safety Committee **Date:** May 1, 2013  
**From:** Rendall Nessel **File:** 09-5000-01/2013-Vol  
Officer In Charge, Richmond RCMP Detachment 01 (13.06)  
**Re:** **RCMP's Monthly Report – March 2013 Activities**

---

### Staff Recommendation

That the report titled “RCMP’s Monthly Report – March 2013 Activities” (dated March 28, 2013, from the Officer In Charge RCMP) be received for information.

(Rendall Nessel) Superintendent  
Officer In Charge, Richmond RCMP Detachment  
(604-278-1212)

Att: 2

| REPORT CONCURRENCE                 |                 |
|------------------------------------|-----------------|
| CONCURRENCE OF GENERAL MANAGER<br> |                 |
| REVIEWED BY DIRECTORS              | INITIALS:<br>DW |
| REVIEWED BY CAO                    | INITIALS:<br>GI |

## Staff Report

### Origin

At the request of the Community Safety Committee, the Officer in Charge will keep Council informed on matters pertaining to policing in the community of Richmond.

*Council Term Goals for 2011-2014 identify the desire to ensure Richmond remains a safe and desirable community to live, work and play in, through the delivery of effective public safety services that are targeted to the City's specific needs and priorities.*

### Analysis

Below is the RCMP's Monthly Report regarding March 2013 activities.

### Noteworthy Files and Activities:

#### Spring Pedestrian Safety Campaign

On March 7, the 2013 spring pedestrian safety campaign was held in Richmond at the Brighthouse Canada Line Station. Officers from the Richmond RCMP, volunteers from the Community Police Stations, as well as fire fighters from the Richmond Fire Rescue and representatives from ICBC greeted the pedestrians in the area. Reflective armbands and pedestrian safety brochures were given to passersby.

The pedestrian safety campaign is an annual event for the detachment in which they partner with the City of Richmond, Richmond Fire Rescue, and ICBC to increase education, enforcement and initiatives in an effort to save lives. As spring approaches, this campaign drives home the importance of personal safety as the weather will bring more people outside driving, cycling and walking.

Pedestrian safety tips include the following:

- Remove headphones and refrain from using cell phone and other electronics when crossing the street.
- Cross the street only at designated crosswalks - don't jaywalk.
- Make eye contact with drivers and keep your head up when walking.
- Avoid rushing to cross the street to board public transit.
- Never assume that drivers see you.
- Increase your visibility and dress to be seen. Wear bright or light coloured clothing and in bad weather or in low light wear reflective clothing.

Tips for Drivers:

- Slow down and pay attention when driving near school zones, bus stops or sky train stations.
- When making turns, establish eye contact with pedestrians.

**Auxiliary Constables**

As of March 2013, Richmond Detachment's 31 active Auxiliary Constables recorded 1,271 volunteer hours in Community Policing, Training and Court, and Patrol Ride-Along hours as indicated in the table below:

**Volunteer Hours**

| <b>Time Period</b>  | <b>Community Policing Hours</b> | <b>Training and Court</b> | <b>Patrol Ride-Along Hours</b> | <b>Total Hours</b> |
|---------------------|---------------------------------|---------------------------|--------------------------------|--------------------|
| <b>Jan-Mar 2013</b> | 866                             | 147                       | 258                            | 1,271              |

**Summary of Duties for March 2013**

- Coastal Watch Presentations
- Property Crime Initiatives
- On-Side Program
- Pedestrian Safety Education
- DARE Program
- Safety Patrols
- Youth Academy
- Assisting regular members
- Assisting Liquor/Bylaw Enforcement Team

**Summary of Training**

- Incident Management Intervention Model (IMIM)
- Chemical, Biological, Radiation, Nuclear Response (CBRN)
- RCMP On-Line Courses

**Recruiting**

The selected candidates are proceeding with the required security screening process. The new troop of 25 Auxiliary Constables is expected to commence training in September 2013.

**Community Policing****Block Watch**

There were 213 letters sent to victims and their neighbours, informing them that a break and enter had occurred and encouraged them to start a Block Watch group. Similarly, 29 Business Link letters were sent to Richmond businesses that experienced a break and enter during this

period. Both Business Link and residential break and enter letters offer crime prevention tips; directs them to the crime prevention web pages and encourages them to register for email alerts.

There were 33 residential and 40 business break and enter email alerts sent this period to registered Richmond residents and businesses respectively. These emails inform them that a break and enter has occurred, provides crime prevention information and direct residents and business owners to the crime prevention web pages.

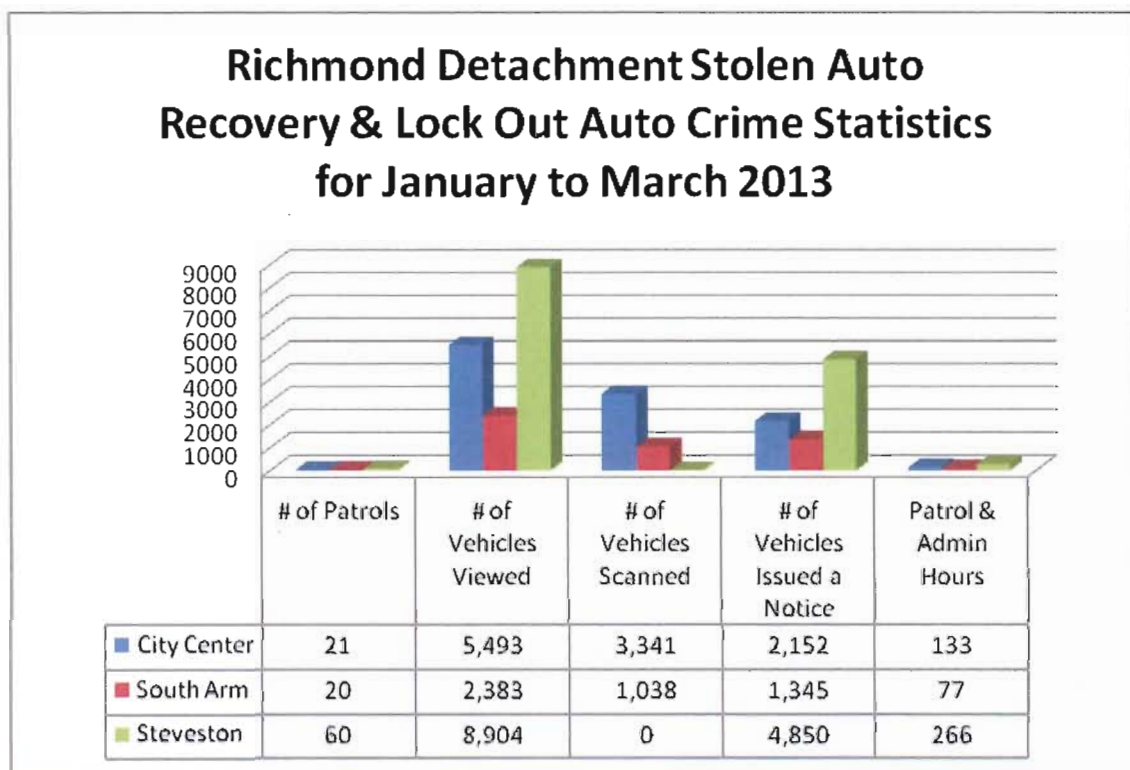
The *Crime Prevention Newsletter – 1<sup>st</sup> Quarter 2013* (Attachment 1) was published and distributed on-line. This newsletter is emailed to Block Watch participants and all Richmond residents who have registered their email address. Copies will also be available at all Community Police Stations in Richmond, the RCMP Detachment, and at City Hall.

The *Business Link Newsletter – 1<sup>st</sup> Quarter 2013* (Attachment 2) was published and distributed on-line. This newsletter is emailed to Business Link participants who have registered their email address, and is also mailed to commercial break and enter victims.

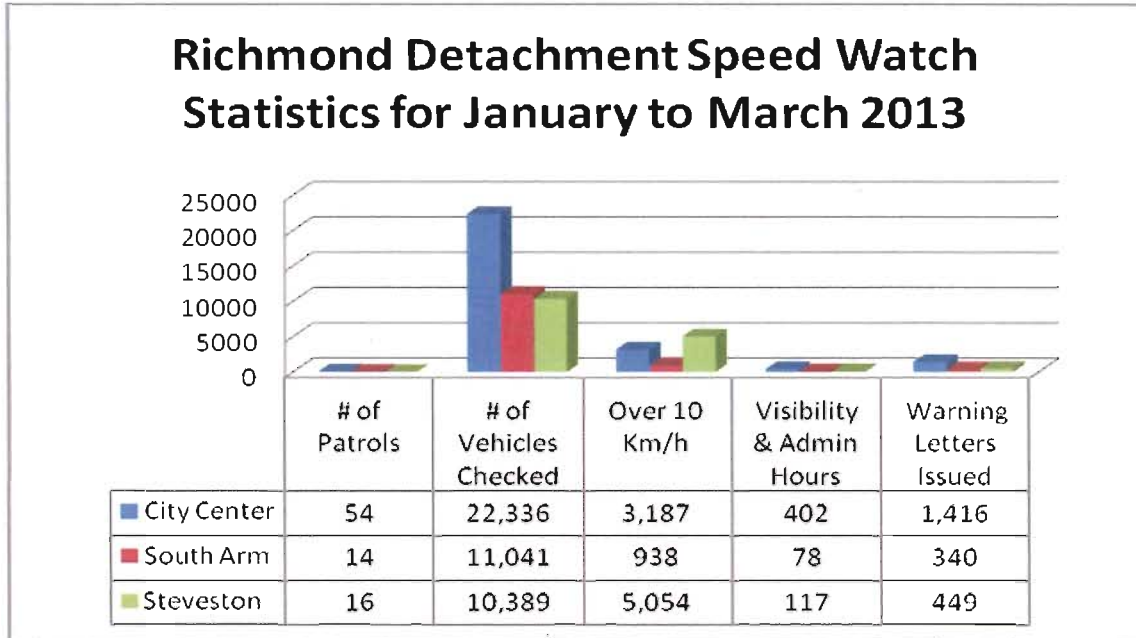
**Community Police Stations**

**Richmond Detachment Stolen Auto Recovery and Lock Out Auto Crime Statistics**

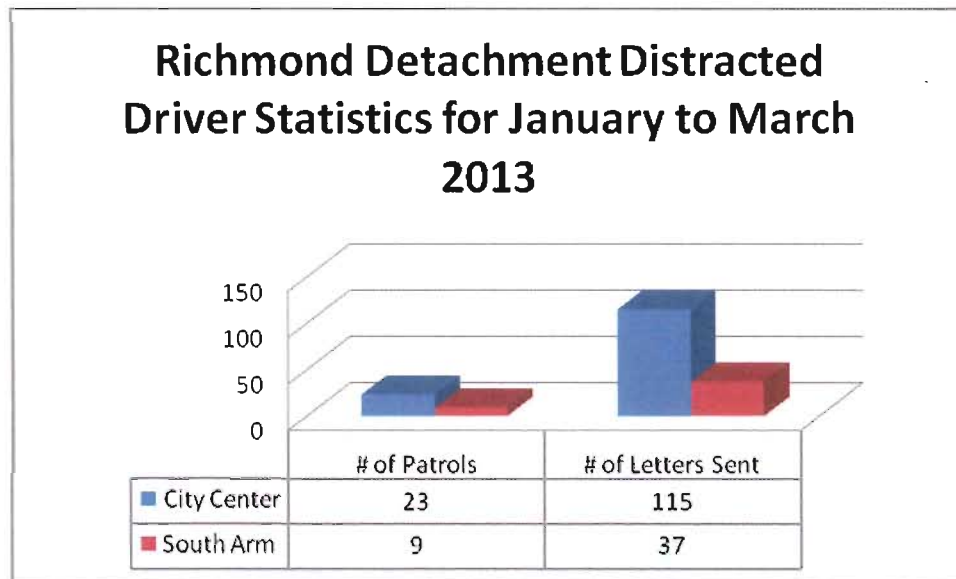
The following charts identify the activities of the Community Police Stations for the month.



**Richmond Detachment Speed Watch Statistics**



**Richmond Detachment Distracted Drivers Statistics**



### Volunteer Bike and Foot Patrols

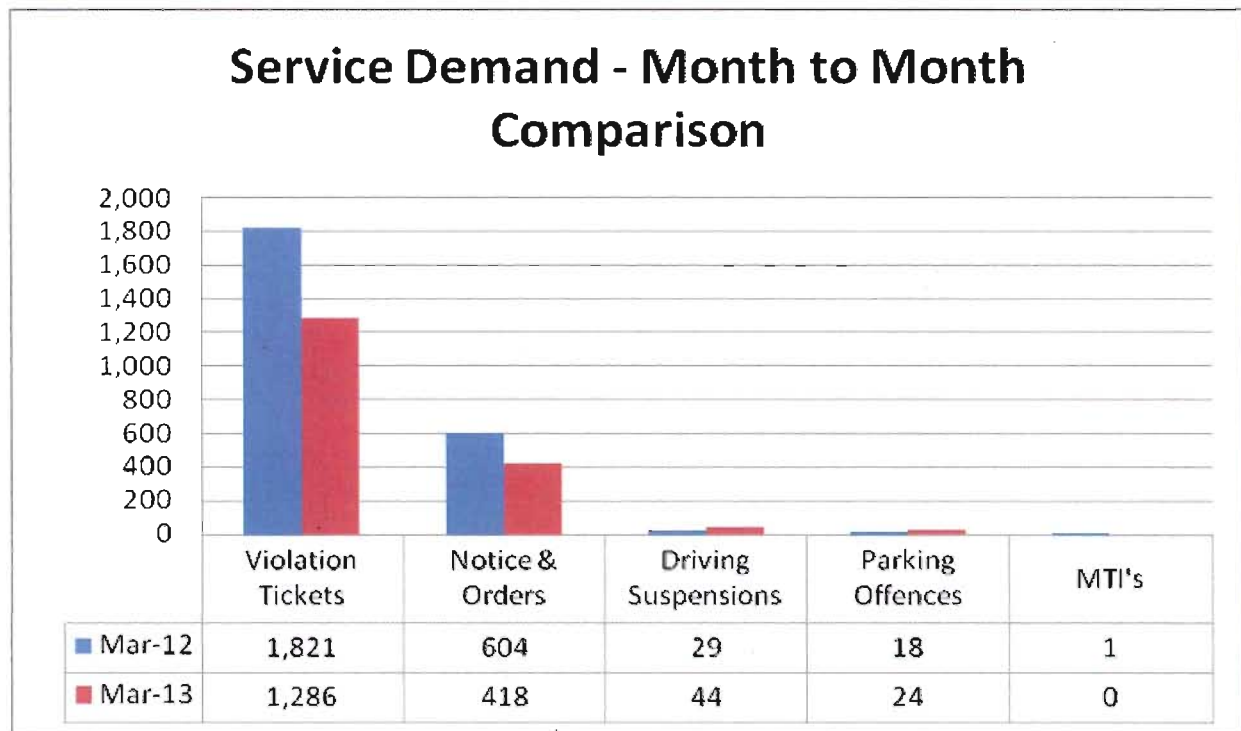
The main objectives of the Volunteer Bike Patrol and Foot Patrol are to observe and report suspicious activity, abandoned houses, grow operations, graffiti and distracted drivers. In March, there were 18 bike patrols totalling 133 hours as well as 23 foot patrols for a total of 141 hours.

### Road Safety Unit

The following charts compare Road Safety Unit service demand by type for March 2013 and March 2012, as well as year over year.

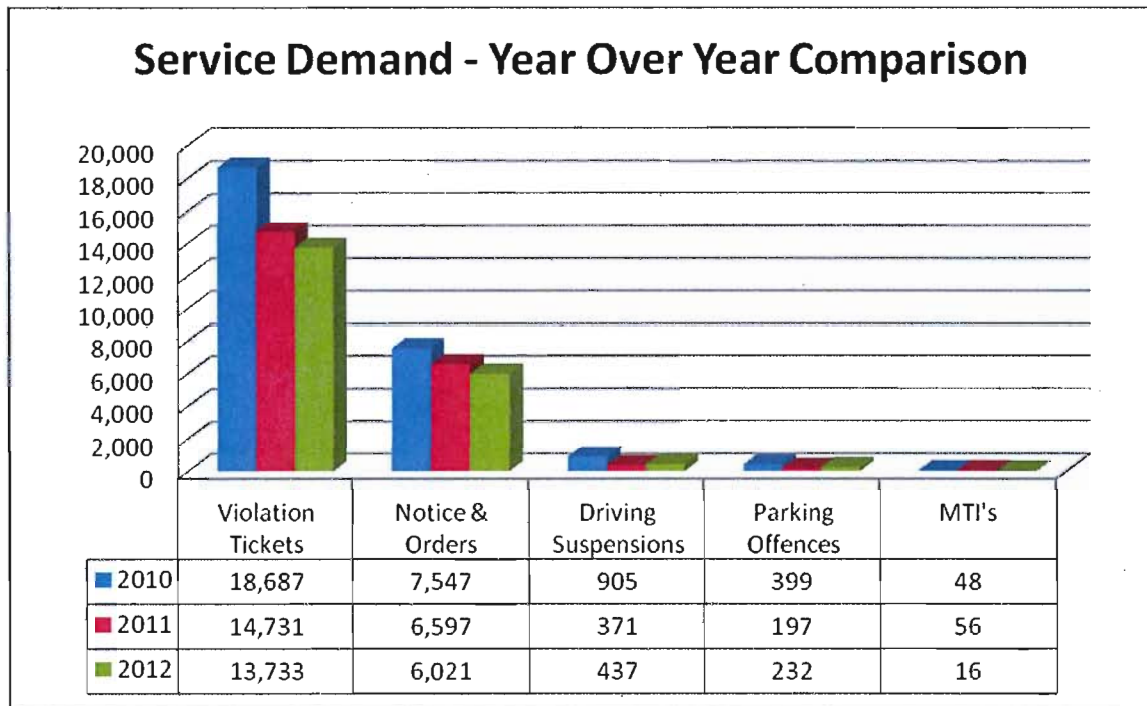
#### Month to Month Comparison

The chart below compares the Road Safety Unit tickets categorized by type for the month of March 2012 and March 2013. In March 2012 there were a total of 2,473 tickets compared to March 2013 which had a total of 1,772; a decrease of 28%. Ticket volumes fluctuate from month to month as they are primarily driven by manpower increase or decrease.



Year to Year Comparison

The chart below compares the service demand by type for the years 2010, 2011, and 2012. There was a decrease of 20% in the number of tickets written from 2010 to 2011 and a decrease of 7% from 2011 to 2012. These decreases are largely the result of manpower decrease due to illness and injury.



**Victim Services**

In addition to an active caseload of 126 ongoing files, RCMP Victim Services provided services to 32 new clients and attended 13 crime and trauma scenes in March. Medical related sudden deaths, family dysfunction dominated the calls for service. Victim Services supported a family and the flight crew, who tried to revive an elderly female passenger that passed away en route back to Canada from her vacation.

**Crime Statistics**

Crime Stats – see Appendix “A”  
 Crime Maps – see Appendix “B”

**Financial Impact**

There is no financial impact associated with this report

May 1, 2013

- 8 -

**Conclusion**

The RCMP continues to ensure Richmond remains a safe and desirable community.

A handwritten signature in purple ink, appearing to read "Lainie Goddard". The signature is fluid and cursive, with a large loop at the end.

Lainie Goddard  
Manager, RCMP Administration  
(604-207-4767)



RICHMOND RCMP

1st Qrt. 2013

# CRIME PREVENTION

WORKING TOGETHER TO PREVENT CRIME

NEWSLETTER

## Replacing lost or stolen documents and identification from your wallet

**Birth Certificate\***

Call Vital Statistics: 250-952-2681 (Victoria) or visit:  
[www.vs.gov.bc.ca/births/certificate.html](http://www.vs.gov.bc.ca/births/certificate.html)

**Driver's License**

Replace your license in person at any driver licensing office. You will need to bring: one piece of primary *and* secondary identification and the replacement fee of \$17.00

**Passport**

Call: 1-800-567-6868 or visit:  
[www.passport.gc.ca/planification/203.aspx?lang=eng](http://www.passport.gc.ca/planification/203.aspx?lang=eng)

**Medical Services Plan card**

Health Insurance BC 604-683-7151 (Vancouver) or 1-800-663-7100

**Auto insurance papers**

Contact your auto insurance agent.

**Citizenship papers**

Call Citizenship and Immigration Canada: 1-888-242-2100 or visit:  
[www.cic.gc.ca/english/information/applications/guides/5545E2.asp](http://www.cic.gc.ca/english/information/applications/guides/5545E2.asp)

**Permanent Resident Card  
"Landed Immigrant" Card**

Call Citizenship and Immigration Canada: 1-888-242-2100 or visit:  
[www.cic.gc.ca/english/information/applications/prcard.asp](http://www.cic.gc.ca/english/information/applications/prcard.asp)

**Social Insurance Card\***

Call Service Canada: 1-800-206-7218 or visit:  
[www.hrsdc.gc.ca/cgi-bin/search/eforms/index.cgi?app=prfl&frm=nas2120&ln=eng](http://www.hrsdc.gc.ca/cgi-bin/search/eforms/index.cgi?app=prfl&frm=nas2120&ln=eng)

**Credit Cards**

Call the number listed on your statement to report it missing or stolen.

\* Do not keep in your wallet—store in a secure location.

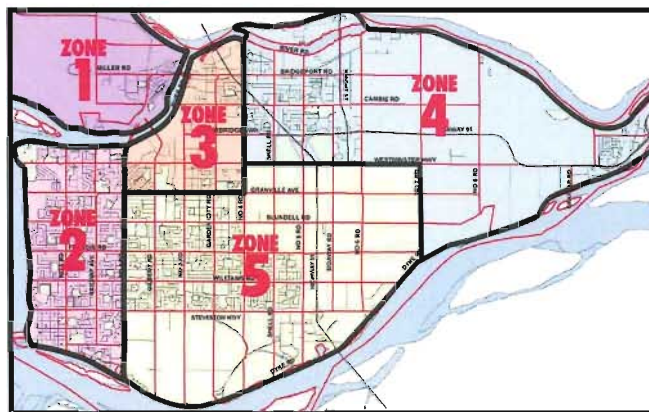
**Report lost or stolen documents in Richmond  
to the RCM Police at 604 278-1212**

**Photocopy both sides of all identification cards in your  
wallet and store the photocopies in a secure location.**

# Richmond Residential Break and Enters January – March 2011, 2012 and 2013

|          | Zone 1 | Zone 2 | Zone 3 | Zone 4 | Zone 5 |
|----------|--------|--------|--------|--------|--------|
| Jan 2011 | 0      | 26     | 23     | 9      | 32     |
| Jan 2012 | 0      | 17     | 6      | 4      | 26     |
| Jan 2013 | 0      | 28     | 13     | 10     | 42     |
| Feb 2011 | 0      | 8      | 6      | 3      | 29     |
| Feb 2012 | 0      | 18     | 5      | 6      | 19     |
| Feb 2013 | 0      | 16     | 12     | 6      | 35     |
| Mar 2011 | 0      | 13     | 7      | 8      | 29     |
| Mar 2012 | 0      | 22     | 5      | 6      | 19     |
| Mar 2013 | 0      | 12     | 13     | 6      | 19     |

## Zone Map



The map outlines the five zones in Richmond. The chart to the left provides details on the number of Residential B&Es that have occurred in each zone.

After a Break and Enter, if your residence/business has been broken into, do not touch anything. If a suspect is present, call 9-1-1. If no suspect is present, call the Police non-emergency number at 604-278-1212. You will be asked for a description and the serial numbers of any stolen items.

Please visit [www.richmond.ca/crime](http://www.richmond.ca/crime) for neighbourhood crime information and [www.richmond.ca/homesafety](http://www.richmond.ca/homesafety) for home security tips.

## Point of Entry Breakdown (March 2013)

- Zone 1** 0 Residential B&E
- Zone 2** 12 Residential Break and Enters including: 5 thru the door, 1 unlocked window, 2 thru a window and 4 thru the sliding patio door
- Zone 3** 13 Residential Break and Enters including: 1 thru an unlocked door; 11 thru doors, and 1 other point of entry
- Zone 4** 6 Residential Break and Enters including: 2 thru unlocked doors; 1 thru a door, 2 thru a window and 1 thru an unlocked sliding patio door
- Zone 5** 19 Residential Break and Enters including: 3 thru unlocked doors; 7 thru doors, 2 thru unlocked door, 4 thru windows and 2 thru sliding patio doors



## Email Break & Enter Alerts

Email your name and street address to: [blockwatch@richmond.ca](mailto:blockwatch@richmond.ca) to receive an email alert should a residential break and enter occur in your neighbourhood.

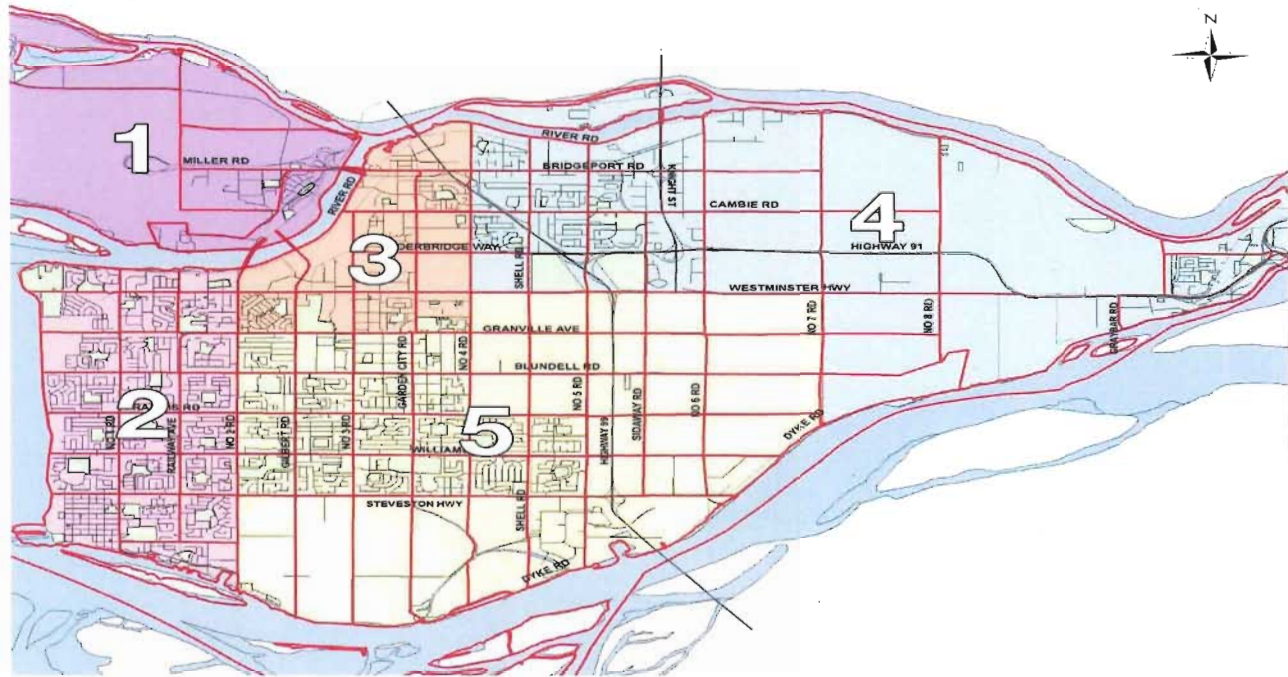


Royal Canadian Mounted Police





**Richmond RCMP Crime Prevention Unit  
Business Link Newsletter (1st Quarter 2013)  
Commercial Break and Enters: January, February, March, 2011, 2012, 2013**



The map above outlines the five zones in Richmond.  
The chart below provides details on the number of Commercial B&Es that have occurred in each zone:

| Zone | Jan 2011 | Jan 2012 | Jan 2013 | Feb 2011 | Feb 2012 | Feb 2013 | Mar 2011 | Mar 2012 | Mar 2013 |
|------|----------|----------|----------|----------|----------|----------|----------|----------|----------|
| 1    | 0        | 0        | 2        | 0        | 0        | 0        | 0        | 0        | 1        |
| 2    | 0        | 4        | 3        | 6        | 1        | 5        | 2        | 1        | 1        |
| 3    | 7        | 6        | 21       | 12       | 9        | 17       | 11       | 11       | 19       |
| 4    | 10       | 3        | 11       | 11       | 5        | 7        | 20       | 7        | 21       |
| 5    | 2        | 11       | 5        | 3        | 2        | 3        | 5        | 3        | 0        |

**Point of Entry Breakdown (Jan./Feb./Mar. 2013):**

|        |  |
|--------|--|
| Zone 1 | 1 Commercial Break and Enters point of entry: thru a fence   |
| Zone 2 | 1 Commercial Break and Enters point of entry: thru a door:   |
| Zone 3 | 19 Commercial Break and Enters point of entry: 15 thru a door and 4 thru a window                          |
| Zone 4 | 21 Commercial Break and Enters point of entry: 11 thru a door, 2 thru a window, 6 thru a fence and 2 other |
| Zone 5 | 0 Commercial Break and Enters  |

For information on how to improve the security of your business, please visit: [www.richmond.ca/businesslink](http://www.richmond.ca/businesslink)

Report all suspicious and criminal activity to the Police. If a suspect is present, call 9-1-1.  
If no suspect is present, call the Police non-emergency number at 604-278-1212.

To receive email alerts of neighbourhood commercial break and enters,  
register your business name and street address at:  
[RCMP\\_Business\\_Link@richmond.ca](mailto:RCMP_Business_Link@richmond.ca)



### MARCH 2013 STATISTICS

This chart identifies the monthly totals for all founded Criminal Code offences, excluding Traffic Criminal Code. Based on Uniform Crime Reporting (UCR) scoring, there are three categories: (1) Violent Crime, (2) Property Crime, and (3) Other Criminal Code. Within each category, particular offences are highlighted in this chart. In addition, monthly totals for Controlled Drugs and Substances Act (CDSA) offences are included.

The Average Range data is based on activity in a single month over the past 5 years. If the current monthly total for an offence is above average, it will be noted in **red**, while below-average numbers will be noted in **blue**.

Year-to-Date percentage increases of more than 10% are marked in **red**, while decreases of more than 10% are **blue**. Please note that percentage changes are inflated in categories with small numbers (e.g.: Sexual Offences).

|  | CURRENT MONTH | 5-YR AVERAGE | 5-YR AVERAGE RANGE | YEAR-TO-DATE TOTALS |             |               |                         |
|--|---------------|--------------|--------------------|---------------------|-------------|---------------|-------------------------|
|  | Mar-13        | March        |                    | 2012 YTD            | 2013 YTD    | % Change      | Change in # of Offences |
| <b>VIOLENT CRIME</b><br>(UCR 1000-Series Offences)       | <b>89</b>     | <b>127</b>   | <b>109-146</b>     | <b>327</b>          | <b>312</b>  | <b>-4.6%</b>  | <b>-15</b>              |
| <i>Robbery</i>   | <b>3</b>      | 8            | 4-13               | 43                  | 21          | <b>-51.2%</b> | -22                     |
| <i>Assault</i>   | 44            | 45           | 38-52              | 108                 | 115         | <b>6.5%</b>   | 7                       |
| <i>Assault w/ Weapon</i>                                 | 8             | 13           | 7-19               | 33                  | 25          | <b>-24.2%</b> | -8                      |
| <i>Sexual Offences</i>                                   | 6             | 5            | 3-7                | 12                  | 19          | <b>58.3%</b>  | 7                       |
| <b>PROPERTY CRIME</b><br>(UCR 2000-Series Offences)      | <b>589</b>    | <b>670</b>   | <b>618-721</b>     | <b>1875</b>         | <b>1865</b> | <b>-0.5%</b>  | <b>-10</b>              |
| <i>Business B&amp;E</i>                                  | 47            | 39           | 24-54              | 72                  | 141         | <b>95.8%</b>  | 69                      |
| <i>Residential B&amp;E</i>                               | 46            | 52           | 44-59              | 185                 | 220         | <b>18.9%</b>  | 35                      |
| <i>MV Theft</i>  | <b>24</b>     | 35           | 28-42              | 63                  | 77          | <b>22.2%</b>  | 14                      |
| <i>Theft From MV</i>                                     | <b>126</b>    | 171          | 153-189            | 554                 | 407         | <b>-26.5%</b> | -147                    |
| <i>Theft</i>   | 99            | 108          | 94-121             | 365                 | 311         | <b>-14.8%</b> | -54                     |
| <i>Shoplifting</i>                                       | 79            | 68           | 48-88              | 182                 | 238         | <b>30.8%</b>  | 56                      |
| <i>Fraud</i>   | 40            | 52           | 38-66              | 123                 | 137         | <b>11.4%</b>  | 14                      |
| <b>OTHER CRIMINAL CODE</b><br>(UCR 3000-Series Offences) | <b>154</b>    | <b>175</b>   | <b>161-189</b>     | <b>548</b>          | <b>452</b>  | <b>-17.5%</b> | <b>-96</b>              |
| <i>Arson - Property</i>                                  | 2             | 6            | 1-12               | 6                   | 3           | <b>-50.0%</b> | -3                      |
| <b>SUBTOTAL</b><br>(UCR 1000- to 3000-Series)            | <b>832</b>    | <b>972</b>   | <b>903-1041</b>    | <b>2750</b>         | <b>2629</b> | <b>-4.4%</b>  | <b>-121</b>             |
| <b>DRUGS</b><br>(UCR 4000-Series Offences)               | <b>71</b>     | <b>90</b>    | <b>80-100</b>      | <b>266</b>          | <b>186</b>  | <b>-30.1%</b> | <b>-80</b>              |

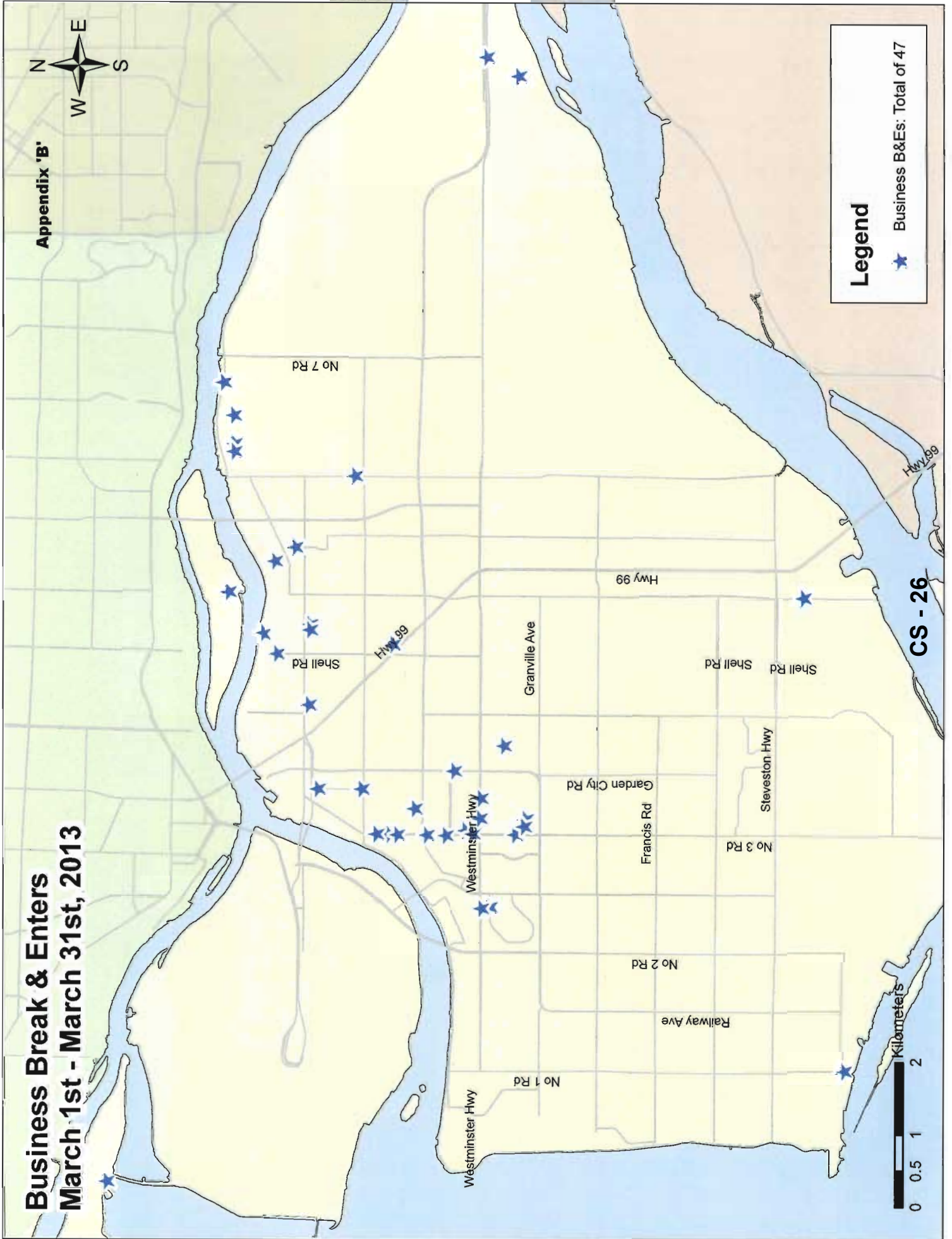
Prepared by Richmond RCMP.

Data collected from PRIME on 2013-04-18. Published 2013-04-18.

This data is operational and subject to change. This document is not to be copied, reproduced, used in whole or part or disseminated to any other person or agency without the consent of the originator(s).

# Business Break & Enters March 1st - March 31st, 2013

Appendix 'B'

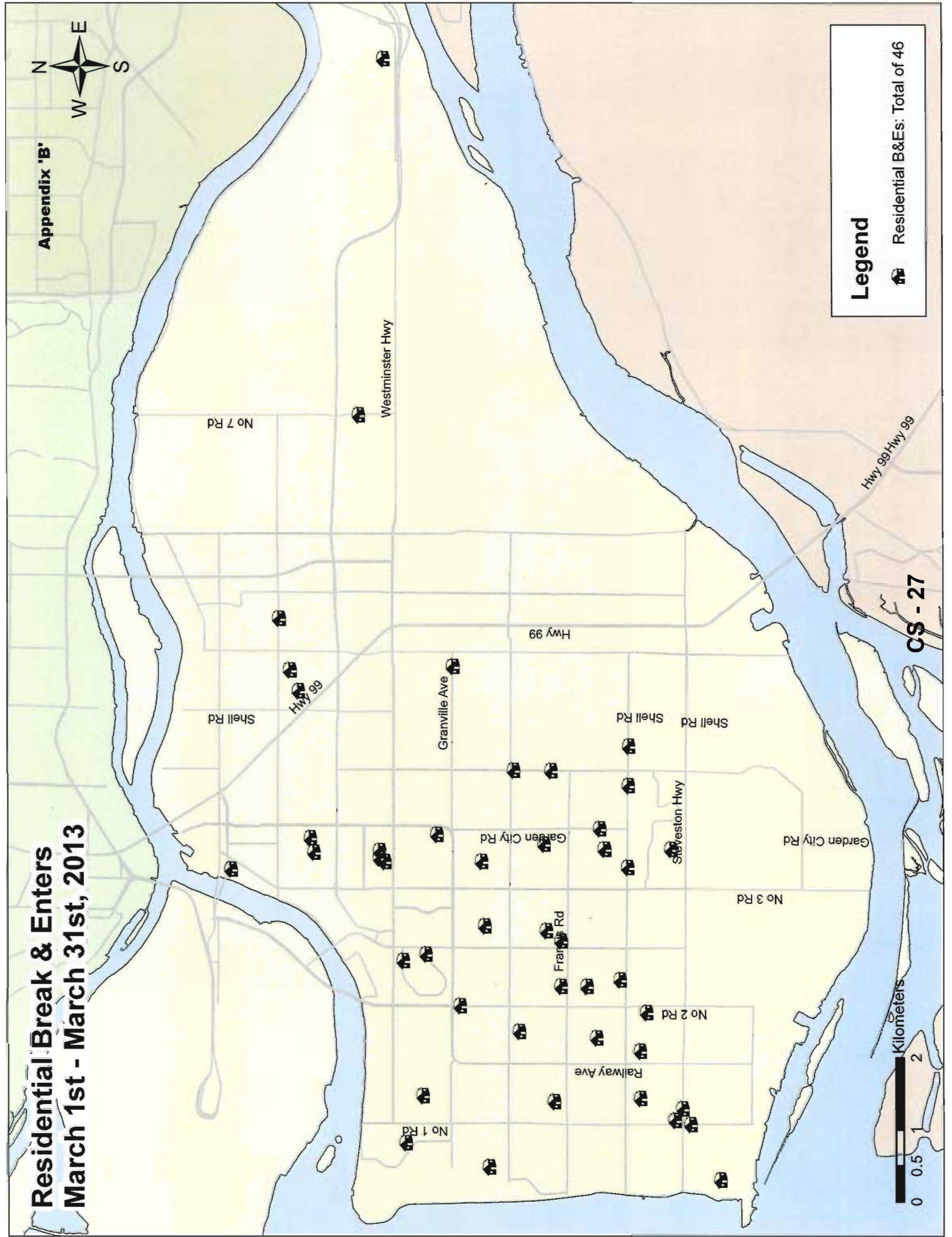


## Legend


★ Business B&Es: Total of 47

# Residential Break & Enters March 1st - March 31st, 2013

Appendix 'B'



## Legend

 Residential B&Es: Total of 46

 Kilometers  
0 0.5 1 2

CS - 27

# Auto Theft March 1st - March 31st, 2013

Appendix 'B'



CS - 28

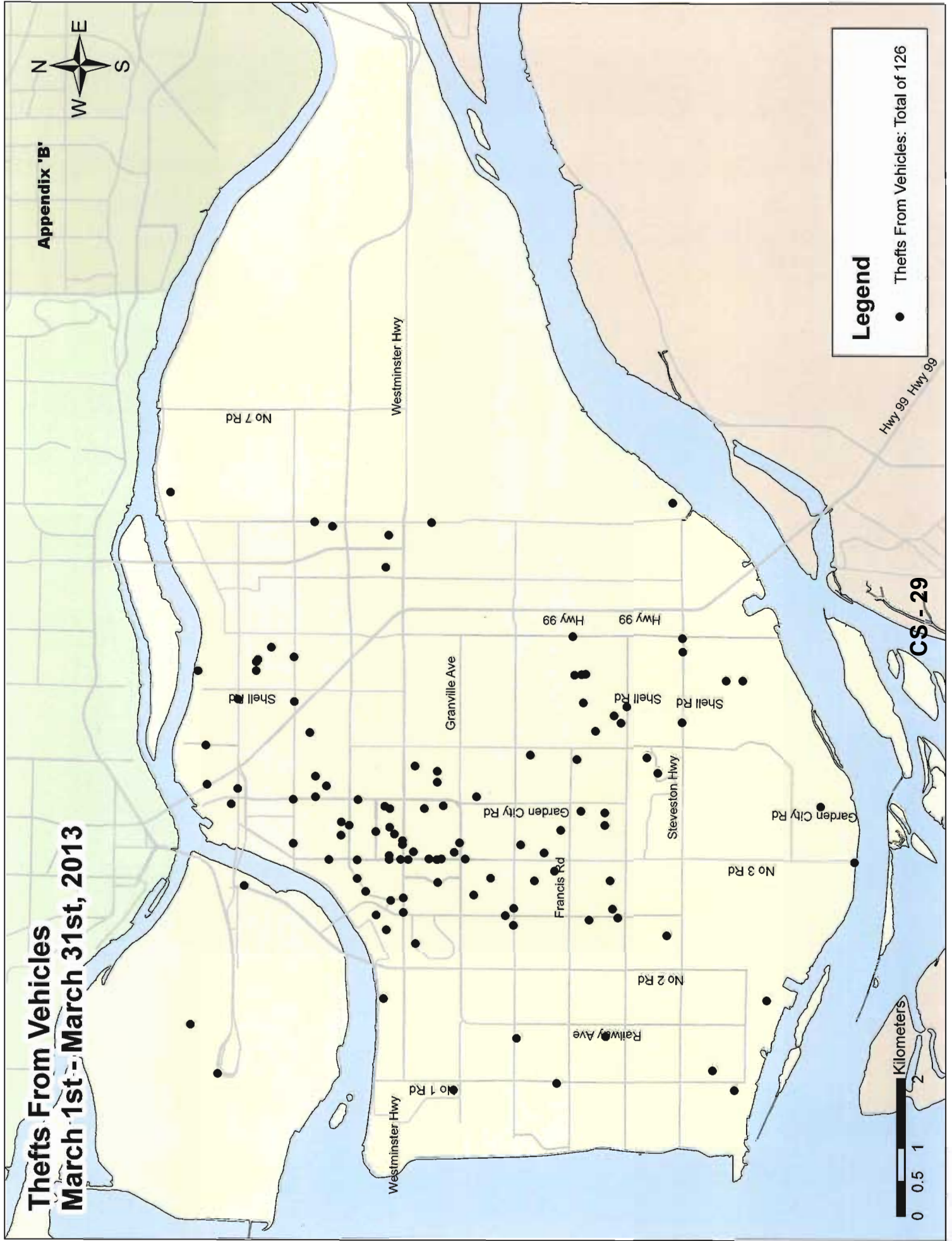
## Legend

 Auto Theft: Total of 24



# Thefts From Vehicles March 1st - March 31st, 2013

Appendix 'B'



## Legend

- Thefts From Vehicles: Total of 126

0 0.5 1 2 Kilometers

CS-29