



City of Richmond

Report to Committee

To: Community Safety Committee

From: Rendall Nessel
Officer In Charge,
Richmond RCMP Detachment

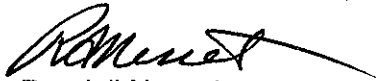
Date: April 7, 2010

File: 09-5000-01/2010-Vol
01

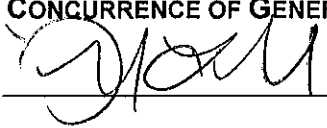
Re: RCMP's Monthly Activity Report For May 2010

Staff Recommendation

That the RCMP's Monthly Activity Report be received for information.



Rendall Nessel
Officer In Charge, Richmond RCMP Detachment
(604-278-1212)

FOR ORIGINATING DEPARTMENT USE ONLY			
ROUTED TO:	CONCURRENCE		CONCURRENCE OF GENERAL MANAGER
			
REVIEWED BY TAG	YES <input checked="" type="checkbox"/>	NO <input type="checkbox"/>	REVIEWED BY CAO
			YES <input checked="" type="checkbox"/>
			NO <input type="checkbox"/>

Staff Report

Origin

The Officer In Charge of the Richmond RCMP Detachment acknowledges and supports that the City of Richmond should be kept informed on matters pertaining to policing in the community and has developed a framework to provide regular reporting cycles.

Analysis

Below is the RCMP's Monthly Activity Report for May 2010.

Noteworthy Files:

Reminder to Animal Lovers

The Richmond RCMP would like to remind the public to take extra care and control of your animals when you are out and about with them. On January 31st, the Richmond RCMP was called to a dog bite complaint to the area of Alberta Road and Katsura Street. A mother was walking slightly in front of her 7 year old son when she heard him scream. The mother looked back to find a dog biting her son and attempting to drag the boy away. The dog had been seated inside a vehicle and managed to jump through an open window. The owner, also in the vehicle, restrained the dog and secured him back in the vehicle. The boy sustained a bite wound with skin breakage and minimal bleeding. He was taken to the hospital for treatment. Animal Protection and Control were advised of the situation.

Bait Car Activation – Two Men Arrested

On February 8th, the Richmond RCMP responded to a Bait Car Activation just before 1:30 am. The suspects drove into Vancouver and dumped the vehicle in a residential driveway. Both the driver and passenger fled on foot but were apprehended by Vancouver City Police and the Lower Mainland Police Dog Services. One of the suspects sustained a bite from a Police Service Dog and was taken to the hospital. Both suspects, age 42 and 47, have extensive criminal records dating back to the early 1980's. The men have been released on a Promise to Appear with a court appearance in May. This is a great example of how even the most seasoned criminals are not immune to getting caught by the Bait Car Activation.

Road Safety Reminder

Drivers must slow down and yield to pedestrians and other road users who have the right of way. People's lives are on the line and all road users need to be vigilant. The Richmond RCMP is investigating a number of pedestrian and vehicle collisions. Since the beginning of February 2010, there have been a total of 10 incidents where pedestrians have been struck by a vehicle, two of which have been fatal. These collisions were unnecessary and are traumatic for the families who have lost loved ones. The majority of pedestrians are being struck in intersections

where they have the right of way. The RCMP has a message for drivers: slow down, be vigilant and obey all road rules. All road users need to take ownership of their own safety and those around them.

Richmond RCMP Locate Missing Male with Alzheimer's

On February 22nd, the Richmond RCMP were called to assist a family in locating an 87 year old man with Alzheimer's disease. In the early morning, the elderly man was noticed missing by his wife and she called the police. An extensive search was conducted immediately and included the Lower Mainland Police Dog Services. The search continued for an hour before the RCMP located the 87 year old man in a bush along the Shell Road tracks. He was curled up in a ball dressed in only a t-shirt and pyjama bottoms with no shoes or jacket. He was suffering from hypothermia and was transported to the hospital by the RCMP. The male was kept in hospital for assessment and released later in the day. Had he not been found, he may not have survived the affects of the cold.

Alzheimer's disease is a progressive, degenerative disease of the brain, which causes thinking and memory to become seriously impaired. For further information on Alzheimer's disease, visit the Alzheimer's Society website at www.alzheimer.ca.

Interactive Crime Maps

The Richmond RCMP would like to advise the public of the interactive crime maps now available for the public. The RCMP Block Watch/Crime Prevention Unit, in partnership with the City of Richmond's IT Department, has launched an interactive criminal activity map that can be accessed on the City's website. Visit www.richmond.ca/crime where you can view Richmond neighbourhood maps for current crime summaries of residential break and enters, auto thefts, and theft from motor vehicles. Visitors to the site will be able to select one of the five coloured areas to display a larger map of the zone/area requested then select the individual neighbourhoods. This will allow viewing of the criminal activity in that area since January 1, 2007. There will also be additional information sections in regards to securing vehicles (under Theft from Motor Vehicle) and homes (Residential Break and Enter). The website is also a resource for crime prevention initiatives; home invasions; tips for landlords, including how to prevent marijuana grow operations; and current media releases.

Traffic Section

Richmond Detachment Traffic Statistics

Name	Act	Example	Jan	Feb	Mar
Violation Tickets	Provincial Act Offences	Speeding	1396	1964	1700
Notice & Orders	Equipment Violations	Broken Tail-light	636	889	645
Driving Suspension	Motor Vehicle Act	24 hour driving prohibition for alcohol or drugs	70	144	73
Parking Offences	Municipal Bylaw	On or off the street Municipal parking offences	48	45	35
MTI's	Municipal Ticket Information	Any other Municipal Bylaw offence	2	0	1

Community Policing Section

Auxiliary Constable Program:

The Richmond RCMP welcomes their newest member, Constable Daryl Morrison, a former auxiliary constable in Richmond since 2007. During his two years as an auxiliary constable, Daryl went above and beyond what was expected of him, volunteering almost 900 hours per year, surpassing the annual 160 hours requirement. He participated in various duties such as school safety talks, home security checks and the ride along program. In May 2010, Constable Morrison will be returning to the City of Richmond as a member of the RCMP. The Richmond Detachment welcomes him back and congratulates him on realizing his dream of being a member of the RCMP.

Crime Statistics:


January 2010, February 2010, and March 2010 - see attachment "A"

Financial Impact

None.

Conclusion

The Officer In Charge, Richmond Detachment has developed a framework and will continue to provide a monthly reporting cycle to the Community Safety Committee.



Lainie Goddard
Manager, RCMP Administration
(L.4767)



JANUARY 2010 STATISTICS

This chart identifies the monthly totals for all founded Criminal Code offences, excluding Traffic Criminal Code. Based on Uniform Crime Reporting (UCR) scoring, there are three categories: (1) Violent Crime, (2) Property Crime, and (3) Other Criminal Code. Within each category, particular offences are highlighted in this chart. In addition, monthly totals for Controlled Drugs and Substances Act (CDSA) offences are included.

Percentage increases of more than 10% are marked in red, while decreases of more than 10% are blue. Please note that percentage changes are inflated in categories with small numbers (e.g.: Sexual Offences).

The arrows in the right-hand column reflect the overall trend (increasing/decreasing/stable) of the past two years. See the following pages for more detailed trend lines.

	CURRENT MONTH	PREVIOUS MONTH		SAME MONTH, PREVIOUS YEAR		YEAR-TO-DATE TOTALS			2-YEAR TREND
	Jan-10	Dec-09	% Change	Jan-09	% Change	2009	2010	% Change	
VIOLENT CRIME (UCR 1000-Series Offences)	138	169	-18.3%	146	-5.5%	146	138	-5.5%	→
<i>Robbery</i>	3	13	-76.9%	7	-57.1%	7	3	-57.1%	→
<i>Assault</i>	43	57	-24.6%	46	-6.5%	46	43	-6.5%	→
<i>Assault w/ Weapon</i>	15	18	-16.7%	9	66.7%	9	15	66.7%	↗
<i>Sexual Offences</i>	11	16	-31.3%	5	120.0%	5	11	120.0%	→
PROPERTY CRIME (UCR 2000-Series Offences)	826	782	5.6%	669	23.5%	669	826	23.5%	→
<i>Business B&E</i>	50	50	0.0%	37	35.1%	37	50	35.1%	→
<i>Residential B&E</i>	69	45	53.3%	73	-5.5%	73	69	-5.5%	↘
<i>MV Theft</i>	55	38	44.7%	54	1.9%	54	55	1.9%	→
<i>Theft From MV</i>	282	291	-3.1%	184	53.3%	184	282	53.3%	↗
<i>Theft</i>	126	108	16.7%	121	4.1%	121	126	4.1%	↘
<i>Shoplifting</i>	61	51	19.6%	63	-3.2%	63	61	-3.2%	↗
<i>Metal Theft</i>	9	7	28.6%	4	125.0%	4	9	125.0%	↘
<i>Fraud</i>	41	43	-4.7%	21	95.2%	21	41	95.2%	→
OTHER CRIMINAL CODE (UCR 3000-Series Offences)	207	211	-1.9%	188	10.1%	188	207	10.1%	↗
<i>Arson - Property</i>	7	9	-22.2%	3	133.3%	3	7	133.3%	→
TOTAL (UCR 1000- to 3000-Series)	1171	1162	0.8%	1003	16.7%	1003	1171	16.7%	→
CDSA - DRUGS (UCR 4000-Series Offences)	97	79	22.8%	74	31.1%	74	97	31.1%	→

NOTES:

- The January total for Robberies (3) is the lowest monthly total in the past five years. The expected range is between 5–13 incidents per month.
- A number of categories show inflated percentage increases due to a small number of offences, and in some cases (i.e.: Fraud and Business B&E) due to unusually low totals in January 2008.



FEBRUARY 2010 STATISTICS

This chart identifies the monthly totals for all founded Criminal Code offences, excluding Traffic Criminal Code. Based on Uniform Crime Reporting (UCR) scoring, there are three categories: (1) Violent Crime, (2) Property Crime, and (3) Other Criminal Code. Within each category, particular offences are highlighted in this chart. In addition, monthly totals for Controlled Drugs and Substances Act (CDSA) offences are included.

Percentage increases of more than 10% are marked in red, while decreases of more than 10% are blue. Please note that percentage changes are inflated in categories with small numbers (e.g.: Sexual Offences).

The arrows in the right-hand column reflect the overall trend (increasing/decreasing/stable) of the past two years. See the following pages for more detailed trend lines.

	CURRENT MONTH	PREVIOUS MONTH		SAME MONTH, PREVIOUS YEAR		YEAR-TO-DATE TOTALS			2-YEAR TREND
	Feb-10	Jan-10	% Change	Feb-09	% Change	2009	2010	% Change	
VIOLENT CRIME (UCR 1000-Series Offences)	149	138	8.0%	127	17.3%	273	287	5.1%	→
<i>Robbery</i>	12	3	300.0%	5	140.0%	12	15	25.0%	→
<i>Assault</i>	57	43	32.6%	50	14.0%	96	100	4.2%	→
<i>Assault w/ Weapon</i>	18	15	20.0%	14	28.6%	23	33	43.5%	→
<i>Sexual Offences</i>	5	10	-50.0%	3	66.7%	8	16	100.0%	→
PROPERTY CRIME (UCR 2000-Series Offences)	687	826	-16.8%	642	7.0%	1311	1513	15.4%	↘
<i>Business B&E</i>	42	50	-16.0%	41	2.4%	78	92	17.9%	→
<i>Residential B&E</i>	51	69	-26.1%	59	-13.6%	132	120	-9.1%	↘
<i>MV Theft</i>	52	55	-5.5%	33	57.6%	87	107	23.0%	→
<i>Theft From MV</i>	167	282	-40.8%	180	-7.2%	364	449	23.4%	↗
<i>Theft</i>	119	126	-5.6%	106	12.3%	227	245	7.9%	↘
<i>Shoplifting</i>	75	61	23.0%	74	1.4%	137	136	-0.7%	↗
<i>Metal Theft</i>	6	9	-33.3%	3	100.0%	7	15	114.3%	↘
<i>Fraud</i>	59	41	43.9%	36	63.9%	57	100	75.4%	→
OTHER CRIMINAL CODE (UCR 3000-Series Offences)	206	207	-0.5%	186	10.8%	374	414	10.7%	→
<i>Arson - Property</i>	5	7	-28.6%	3	66.7%	6	12	100.0%	→
TOTAL (UCR 1000- to 3000-Series)	1042	1171	-11.0%	955	9.1%	1958	2213	13.0%	→
CDSA - DRUGS (UCR 4000-Series Offences)	115	97	18.6%	75	53.3%	155	212	36.8%	→

NOTES:

- The decrease in Property Crime this month is due almost entirely to a 40% reduction in Theft from Vehicle offences. This may be due to the arrest or displacement of one or more prolific offenders, or perhaps the volume of people and police officers during the Olympics had an impact on certain Property Crimes; both Residential and Business B&Es decreased during February.
- Please see Appendix A at the end of this report for a study of the Olympic period (February 12-28 2010).

Prepared by Richmond RCMP.
Data collected from PRIME on 2010-03-11. Published 2010-03-29.
This data is operational and subject to change.



MARCH 2010 STATISTICS

This chart identifies the monthly totals for all founded Criminal Code offences, excluding Traffic Criminal Code. Based on Uniform Crime Reporting (UCR) scoring, there are three categories: (1) Violent Crime, (2) Property Crime, and (3) Other Criminal Code. Within each category, particular offences are highlighted in this chart. In addition, monthly totals for Controlled Drugs and Substances Act (CDSA) offences are included.

Percentage increases of more than 10% are marked in red, while decreases of more than 10% are blue. Please note that percentage changes are inflated in categories with small numbers (e.g.: Sexual Offences).

The arrows in the right-hand column reflect the overall trend (increasing/decreasing/stable) of the past two years. See the following pages for more detailed trend lines.

	CURRENT MONTH	PREVIOUS MONTH		SAME MONTH, PREVIOUS YEAR		YEAR-TO-DATE TOTALS			2-YEAR TREND
	Mar-10	Feb-10	% Change	Mar-09	% Change	2009	2010	% Change	
VIOLENT CRIME (UCR 1000-Series Offences)	134	149	-10.1%	136	-1.5%	409	421	2.9%	→
<i>Robbery</i>	8	12	-33.3%	6	33.3%	18	23	27.8%	→
<i>Assault</i>	47	57	-17.5%	50	-6.0%	146	147	0.7%	→
<i>Assault w/ Weapon</i>	7	18	-61.1%	14	-50.0%	37	40	8.1%	→
<i>Sexual Offences</i>	9	5	80.0%	4	125.0%	12	24	100.0%	↗
PROPERTY CRIME (UCR 2000-Series Offences)	718	687	4.5%	617	16.4%	1928	2231	15.7%	↘
<i>Business B&E</i>	41	42	-2.4%	27	51.9%	105	133	26.7%	→
<i>Residential B&E</i>	41	51	-19.6%	31	32.3%	163	161	-1.2%	↘
<i>MV Theft</i>	42	52	-19.2%	35	20.0%	122	149	22.1%	→
<i>Theft From MV</i>	196	167	17.4%	154	27.3%	518	645	24.5%	↗
<i>Theft</i>	102	119	-14.3%	100	2.0%	327	347	6.1%	↘
<i>Shoplifting</i>	71	75	-5.3%	78	-9.0%	215	207	-3.7%	↗
<i>Metal Theft</i>	2	6	-66.7%	5	-60.0%	12	17	41.7%	↘
<i>Fraud</i>	64	59	8.5%	40	60.0%	97	164	69.1%	↗
OTHER CRIMINAL CODE (UCR 3000-Series Offences)	210	206	1.9%	172	22.1%	546	623	14.1%	→
<i>Arson - Property</i>	11	5	120.0%	2	450.0%	8	23	187.5%	→
TOTAL (UCR 1000- to 3000-Series)	1062	1042	1.9%	925	14.8%	2883	3275	13.6%	→
CDSA - DRUGS (UCR 4000-Series Offences)	94	115	-18.3%	98	-4.1%	253	306	20.9%	→

NOTES:

- Various property crimes (including Residential and Commercial B&Es, Fraud, Auto Theft and Theft from Auto) were unusually low in February and March 2009; consequently, the Year-to-Date percentage changes are somewhat inflated.
- 3 of the 9 Sexual Offences reported in March were historical incidents, which took place months earlier.

Prepared by Richmond RCMP.

Data collected from PRIME on 2010-04-15. Published 2010-04-19.

This data is operational and subject to change. This document is not to be copied, reproduced, used in whole or part or disseminated to any other person or agency without the consent of the originator(s).