



**To:** Community Safety Committee **Date:** January 8, 2013  
**From:** Rendall Nessel **File:** 09-5000-01/2012-Vol  
 Officer In Charge, Richmond RCMP Detachment 01 (13.01)  
**Re:** RCMP's Monthly Report - December 2012 Activities

**Staff Recommendation**

That the report titled "RCMP's Monthly Report – December 2012 Activities" (dated January 8, 2013, from the OIC RCMP) be received for information.

(Rendall Nessel) Superintendent  
 Officer In Charge, Richmond RCMP Detachment  
 (604-278-1212)

Att. 2

<b>REPORT CONCURRENCE</b>	
<b>CONCURRENCE OF GENERAL MANAGER</b> 	
<b>REVIEWED BY SMT SUBCOMMITTEE</b>	<b>INITIALS:</b> 
<b>REVIEWED BY CAO</b>	<b>INITIALS:</b> 

## **Origin**

At the request of the Community Safety Committee, the Officer in Charge (OIC) will inform Council on matters pertaining to policing in the community of Richmond.

*Council Term Goals for 2011-2014 identify the desire to ensure that public safety services, measures, service delivery models, and resources are effectively targeted to the City's specific needs and priorities.*

## **Purpose**

The following report was prepared to discuss the findings of the Richmond Detachment Marine Program that were conducted on the waterways surrounding the City of Richmond from October 2011 to October 2012.

The report will provide:

1. Statistical data garnered from patrols conducted
2. Rationale for the continuance of these patrols

## **Background**

The Richmond RCMP Marine Program (RMP) was created to allow a uniformed police presence on the waterways which surround the City. Responding to marine related calls of service, vessel safety checks, involvement in marine community events, and the enforcement of various Federal and Provincial Acts and Regulations are typical duties preformed

In 2011, the detachment received a donated 7.33 metre Rigid Hull Inflatable Boat (RHIB) from the Department of Fisheries & Oceans (DFO). As detailed in last year's report to Committee, the RMP conducted 36 patrols and checked 166 vessels in 2011.

The RMP celebrated another successful year in 2012 with the increase of 6 qualified operators to a total of 10; official naming of the vessel as the "Fraser Guardian"; and a new partnership with the Delta Police Department (DPD).

**Auxiliary Constables**

As of December 31, Richmond Detachment had 33 active Auxiliary Constables, who recorded 6,918 volunteer hours for 2012 as indicated in the table below. Community policing volunteer hours rose by an average of 13% in comparison to 2011. This was due to a significant increase in the efforts of each volunteer Auxiliary Constable, despite an 8.9% drop in membership. With a new troop planned for 2013, we expect a significant increase in volunteer hours provided to the community over the next several years.

**Volunteer Hours**

<b>Time Period</b>	<b>Community Policing Hours</b>	<b>Training and Administrative Hours</b>	<b>Patrol Ride-Along Hours</b>	<b>Total Hours</b>
<b>January 2012 to December 2012</b>	3,484	2,028	1,406	6,918

**Year to Date Comparison**

<b>Year</b>	<b>2009</b>	<b>2010</b>	<b>2011</b>	<b>2012</b>
<b>Total Hours</b>	7,080	8,286	7,216	6,918
<b># of Aux. Cst.</b>	49	41	37	33
<b>Total Hours per A/Cst</b>	139	193	195	206

**Summary of Auxiliary Constable Duties from October to December 2012**

During this period, Auxiliary Constables have provided a community policing presence at various events, including:

- Ride for Refuge Bicycle Event
- Halloween
- Remembrance Day
- Sunshine Dreams for Kids
- Christmas in Steveston
- Santa Parade
- New Year's Eve

Auxiliary Constables also participated in the following programs and activities:

- Kubota, ATV and foot patrols
- YVR foot patrols
- Youth safety talks

- Home security checks
- Pedestrian safety education
- DARE program
- On Side program
- School sports events
- Counter Attack roadblocks
- Traffic
- General Duty
- PDS

### Recruiting

The screening process is continuing for the next troop of 25 Auxiliary Constables to begin training in 2013. There were a total of 133 registered citizens at the information sessions and 70 application packages were submitted. Training for the new troop will commence once all security screening is complete for all selected applicants.

### Community Policing

#### Block Watch

There were 32 residential break and enter email alerts sent in December 2012 to registered Richmond residents informing them of neighbourhood break ins. The email provides crime prevention information and directs them to the crime prevention web pages. There were 141 residential break and enter letters sent in December 2012 to residential break and enter victims and their neighbours, informing them that a break and enter had occurred and encouraging them to start a Block Watch group. This letter also offers crime prevention tips, and directs them to the crime prevention web pages, and encourages them to sign up for email alerts. As of December 31, 2012, a total of 3,231 Richmond residents were registered to receive alerts. This represents an increase of 9.25% since January 1, 2012. In 2012, 512 residential email alerts were sent and 2,400 letters were sent to the residents.

There were 38 business break and enter email alerts sent in December 2012 to registered Richmond businesses informing them of neighbourhood break ins. The email provides crime prevention information and directs them to the crime prevention web pages. There were 29 Business Link letters sent to Richmond businesses that experienced a break and enter in December 2012. The letter offers crime prevention tips, and directs businesses to the crime prevention web pages and encourages them to sign up for the email alerts. As of December 31, 2012, a total of 666 Richmond businesses are registered to receive alerts, which is an increase of 36.5% since January 1, 2012. In 2012, 288 business email alerts were sent and 211 letters were sent to the businesses.

The *Crime Prevention Newsletter - Winter 2013* (Attachment 1) was published and distributed on-line. This newsletter is emailed to Block Watch participants and all Richmond residents who

have registered their email address. Copies will also be available at all Community Police Stations in Richmond, the RCMP Detachment, and at City Hall.

The *Business Link Newsletter - 4<sup>th</sup> Quarter 2012* (Attachment 2) was published and distributed on-line. This newsletter is emailed to Business Link participants who have registered their email address, and is also mailed to commercial break and enter victims. .

### Community Police Stations

#### Richmond Detachment Stolen Auto Recovery and Lock Out Auto Crime Statistics

CPS	YTD	# Of Stolen Auto Recovery and Lock out Auto Crime Deployments	Vehicles Viewed For Signs Of Auto Crime Only	Vehicles Scanned Through Stolen Auto Recovery (SAR)	Vehicles Issued A Crime Prevention Notice	Patrol And Admin Hours
City Center	May-Dec	55	11,832	7,680	4,221	273
South Arm	Jan - Dec	114	24,534	16,511	9,063	545
Steveston	Jan - Dec	168	34,031	410 <sup>1</sup>	4,732	731
<b>Year to Date Totals</b>		<b>337</b>	<b>70,397</b>	<b>24,601</b>	<b>18,016</b>	<b>1,549</b>

#### Richmond Detachment Speed Watch Statistics

CPS	YTD	# Of Speed Watch Deployments	Total Vehicles Checked	Over 10 Km/h	Admin Hours For Office Duties	Number of Warning Letters Issued
City Center	May - Dec	92	54,583	8,795	755	3,232
South Arm	Jan - Dec	86	43,761	5,418	625	2,391
Steveston	Jan - Dec	49	32,639	19,823	321	1,088
<b>Year to Date Totals</b>		<b>227</b>	<b>130,983</b>	<b>34,036</b>	<b>1,701</b>	<b>6,711</b>

<sup>1</sup> SAR equipment available in October only

### Richmond Detachment Distracted Drivers Statistics

CPS	YTD	Deployments	Number of Letters Sent
City Center	May to December	57	283
South Arm	January to December	53	403
<b>Year to Date Totals</b>		<b>110</b>	<b>686</b>

### Volunteer Bike Patrols

The main objectives of the Volunteer Bike Patrol and Foot Patrol are to observe and report suspicious activity, abandoned houses, grow operations, graffiti and distracted drivers.

CPS	YTD	Deployments	Hours
City Center	January to December	55	827

### Volunteer Foot Patrols

CPS	YTD	Deployments	Hours
City Center	Opened May 22 to December	35	247

### Business Link (Formerly Business Watch Program)

The new Volunteer Business Link program (previously called Business Watch) was launched on July 12 at the City Centre Community Police Station. Volunteers go door-to-door to businesses delivering Crime Prevention information packages which include a Business Link newsletter and brochure. Volunteers offer to install a height strip for the business and ask for their email address. The business email addresses are added to the Commercial Break and Enter Email Alert distribution groups and receive an email when a commercial break and enter occurs in their neighbourhood.

#### Name Change from Business Watch to Business Link

The name Business Watch was changed to Business Link in December 2012. This change is supported by RCMP E Division HQ and Richmond RCMP's Downtown Crime Reduction Initiative. The rationale behind the change was to identify the Business Link program from the Block Watch program. The businesses don't "watch" other businesses but are provided with crime prevention information that they can use to protect their premises.

#### Business Link Brochures

The Business Link brochures were translated into Chinese for distribution to Richmond's Chinese businesses. The brochures provide information on how to increase the security of their businesses. Brochures are mailed to break and enter victims and hand-delivered to Chinese business owners by RCMP officers and volunteer staff.

**Business Link**

	<b>Deployments</b>	<b>Number of Businesses Visited</b>	<b>Hours</b>
<b>Started July 12</b>	10	207	44
<b>August</b>	2	28	9
<b>September</b>	6	69	40
<b>October</b>	4	36	18
<b>November</b>	2	14	5
<b>December</b>	1	3	6
<b>Total</b>	<b>25</b>	<b>357</b>	<b>122</b>

**Road Safety Unit**

**Richmond Detachment Traffic Statistics**

<b>Name</b>	<b>Act</b>	<b>Example</b>	<b>Oct</b>	<b>Nov</b>	<b>Dec</b>
Violation Tickets	Provincial Act Offences	Speeding	956	732	851
Notice & Orders	Equipment Violations	Broken Tail-light	423	451	462
Driving Suspensions	Motor Vehicle Act	24 hour driving prohibition for alcohol or drugs	50	34	58
Parking Offences	Municipal Bylaw	On or off the street Municipal parking offences	41	18	28
MTI's	Municipal Ticket Information	Any other Municipal Bylaw offence	5	0	0

**Victim Services**

In December, Richmond RCMP Victim Services provided services to 30 new clients in addition to an active caseload of 129 ongoing files. During this period, Victim Services attended to 11 crime and trauma scenes.

**Crime Statistics**

Crime Stats – see Appendix “A”

Crime Maps – see Appendix “B”

**Financial Impact**

There is no financial impact associated with this report

**Conclusion**

The Officer in Charge, Richmond Detachment continues to ensure Richmond remains a safe and desirable community. The OIC will continue to provide monthly updates, which reflect the level of safety in Richmond.

A handwritten signature in purple ink, reading "Lainie Goddard". The signature is fluid and cursive, with a large loop at the end.

Lainie Goddard  
Manager, RCMP Administration  
(604-207-4767)



# CRIME PREVENTION

**WORKING TOGETHER TO PREVENT CRIME**
**NEWSLETTER**

## Personal Safety

Many people fear the possibility of being robbed or assaulted while outside the safety of their home and, though these incidents are fairly rare, they do happen. The most important thing in any of these situations is to be aware of your surroundings at all times and to trust your instincts. If a certain person, place, or situation makes you feel uncomfortable, get out immediately and remember while:

### Running, Jogging or Rollerblading

- Make sure you know your route;
- Stay in well-lit areas;
- Dress to be seen: wear bright clothing or reflective armbands to increase your visibility in the dark;
- Remove your headphones; don't use your cell phone or other electronics. Focus your full attention on what's happening around you; and
- When cycling or rollerblading, wear a helmet.

### Using an ATM

- If anything strikes you as suspicious, use a different machine—trust your instincts;
- After dark, use well-lit machines;
- Do not use a machine if there is someone hanging around;
- Cover the keypad with one hand while typing in your code with the other, even if you are by yourself, it is a good habit to start;
- If no money comes out, make sure to check the money slot for blockages and notify the bank immediately; and
- If using a drive-through bank machine, make sure all of your car doors are locked.



### Using Transit

- Choose busy and visible stops;
- Use well-lit stops and sit near the driver; and
- If the bus doesn't come and you are in a hurry, do not hitchhike—it is dangerous and in some cases illegal.

## City Services— Who to Call



RCMP (emergency) .....	9-1-1
RCMP (non-emergency) .....	604-278-1212
City of Richmond	
Main Switchboard .....	604-276-4000
Public Works Requests—Works Yard .....	604-244-1262
• To report street surface problems	
• Missing, damaged or blocked traffic signs	
• Burned out street lights or damaged light poles	
• Watermain leaks or water quality (dirty water)	
• Abandoned bikes	
For 24 hour service, call .....	604-270-8721
Traffic Operations .....	604-276-4032 or 604-276-4210
• To report an obstruction to motorists' sightlines (fences, trees, shrubs, etc.)	
Traffic Signal Outage .....	604-247-4616
Community Bylaws .....	604-276-4345
Richmond Fire Department (non-emergency) .....	604-278-5131
Richmond Emergency Programs .....	604-233-3333
Crimestoppers .....	604-669-8477
<a href="http://www.solvecrime.ca">www.solvecrime.ca</a>	



## Block Watch has Moved To:

**City Centre Community  
Police Station**

#140 – 5671 No. 3 Road  
Richmond, BC

Phone: 604-207-4829

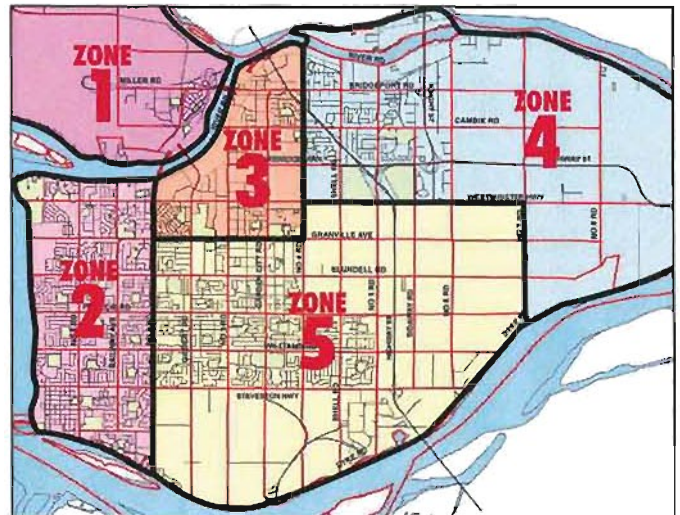
Fax: 604-270-9372

Email: [blockwatch@richmond.ca](mailto:blockwatch@richmond.ca)

# Richmond Residential Break and Enters July–December 2009, 2010, 2011 and 2012

	Zone 1	Zone 2	Zone 3	Zone 4	Zone 5
July 2009	1	9	7	2	11
July 2010	0	19	1	1	24
July 2011	0	11	10	8	18
July 2012	0	14	4	2	22
Aug. 2009	0	10	10	2	15
Aug. 2010	0	11	5	4	21
Aug. 2011	0	7	12	5	10
Aug. 2012	0	12	4	2	24
Sept. 2009	0	11	10	3	10
Sept. 2010	0	9	7	6	16
Sept. 2011	0	7	2	1	9
Sept. 2012	0	10	4	3	13
Oct. 2009	0	6	13	4	13
Oct. 2010	0	11	10	2	22
Oct. 2011	0	6	3	1	10
Oct. 2012	0	18	11	1	29
Nov. 2009	1	8	17	5	21
Nov. 2010	0	12	4	2	20
Nov. 2011	10	33	11	7	36
Nov. 2012	0	12	10	7	24
Dec. 2009	0	8	14	3	16
Dec. 2010	0	22	7	9	22
Dec. 2011	0	10	10	2	15
Dec. 2012	0	14	12	5	18

## Zone Map



The map outlines the five zones in Richmond. The chart to the left provides details on the number of Residential B&Es that have occurred in each zone.

After a Break and Enter, if your residence/business has been broken into, do not touch anything. If a suspect is present, call 9-1-1. If no suspect is present, call the Police non-emergency number at 604-278-1212. You will be asked for a description and the serial numbers of any stolen items.

Please visit [www.richmond.ca/crime](http://www.richmond.ca/crime) for neighbourhood crime information and [www.richmond.ca/homesafety](http://www.richmond.ca/homesafety) for home security tips.

## Point of Entry Breakdown (Dec. 2012)

- Zone 1** 0 Residential B&E
- Zone 2** 14 Residential B&E including: 1 unlocked door/8 thru door/1 unlocked window/2 thru window/1 thru patio & 1 other point of entry
- Zone 3** 12 Residential B&E including: 2 unlocked door/4 thru door/3 thru window/1 thru patio & 2 other points of entry
- Zone 4** 5 Residential B&E including: 1 unlocked door/1 thru door/1 thru window & 2 thru patio
- Zone 5** 18 Residential B&E including: 5 thru door/4 thru window/7 thru patio/1 thru unlocked patio & 1 other point of entry



## Email Break & Enter Alerts

Email your name and street address to: [blockwatch@richmond.ca](mailto:blockwatch@richmond.ca) to receive an email alert should a residential break and enter occur in your neighbourhood.

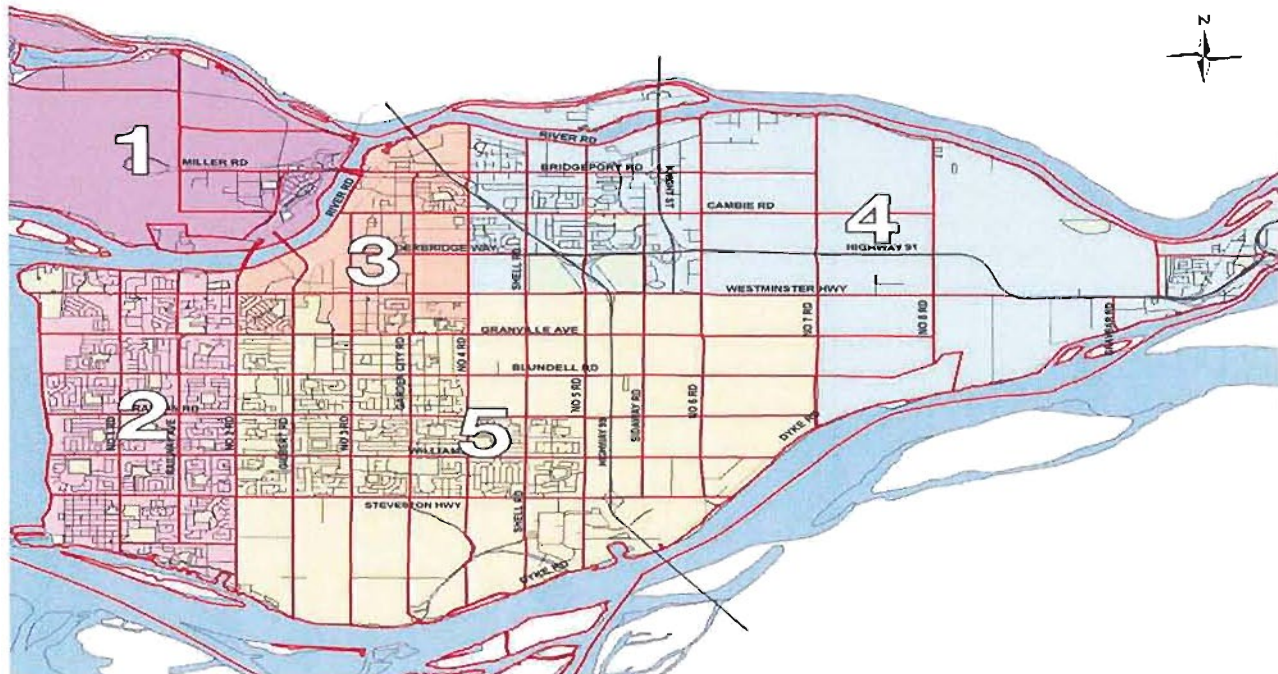


Royal Canadian Mounted Police





**Richmond RCMP Crime Prevention Unit  
Business Link Newsletter (4th Quarter 2012)  
Commercial Break and Enters: October, November and December 2010, 2011 and 2012**



The map above outlines the five zones in Richmond.  
The chart below provides details on the number of Commercial B&Es that have occurred in each zone:

Zone	Oct 2010	Oct 2011	Oct 2012	Nov 2010	Nov 2011	Nov 2012	Dec 2010	Dec 2011	Dec 2012
1	0	0	0	1	0	0	0	0	3
2	3	0	0	5	2	2	0	3	5
3	21	14	26	21	10	18	11	9	22
4	17	13	11	4	2	27	6	2	24
5	7	6	6	1	4	12	4	11	6

**Point of Entry Breakdown (Oct./Nov./Dec. 2012):**

Zone 1	3 Commercial Break and Enters: 3 through doors
Zone 2	7 Commercial Break and Enters: 4 through doors / 1 thru window / 2 other points of entry
Zone 3	66 Commercial Break and Enters: including: 41 through doors / 15 through windows / 5 fence bypassed / 5 other
Zone 4	62 Commercial Break and Enters: including: 40 through doors / 3 through window / 12 fences bypassed / 7 other
Zone 5	24 Commercial Break and Enters: including 18 through doors / 1 thru window / 2 fences bypassed / 3 other

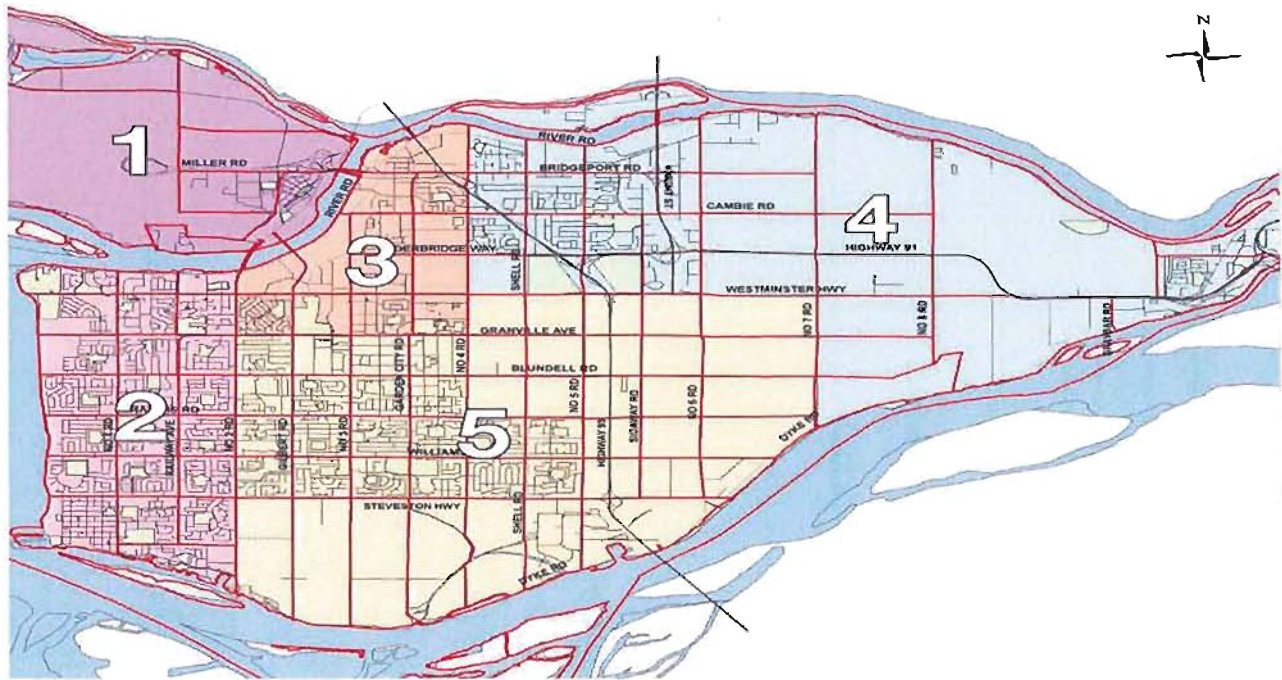
For information on how to improve the security of your business, please visit: [www.richmond.ca/businesslink](http://www.richmond.ca/businesslink)

Report all suspicious and criminal activity to the Police. If a suspect is present, call 9-1-1.

If no suspect is present, call the Police non-emergency number at 604-278-1212.

To receive email alerts of neighbourhood commercial break and enters,  
register your business name and street address at:  
[RCMP\\_Business\\_Link@richmond.ca](mailto:RCMP_Business_Link@richmond.ca)

# Richmond RCMP Crime Prevention Unit



The map above outlines the five zones in Richmond.  
The chart below provides details on the number of Commercial B&Es that have occurred in each zone:

### Commercial Break and Enters: January, February and March 2010, 2011 and 2012

Zone	Jan 2010	Jan 2011	Jan 2012	Feb 2010	Feb 2011	Feb 2012	Mar 2010	Mar 2011	Mar 2012
1	0	0	0	1	0	0	1	0	0
2	3	0	4	4	6	1	6	2	1
3	18	7	6	17	12	9	13	11	11
4	19	10	3	11	11	5	14	20	7
5	6	2	11	4	3	2	3	5	3

### Commercial Break and Enters: April, May and June 2010, 2011 and 2012

Zone	Apr 2010	Apr 2011	Apr 2012	May 2010	May 2011	May 2012	Jun 2010	Jun 2011	Jun 2012
1	0	0	0	0	0	0	0	0	0
2	3	4	3	4	1	6	7	1	5
3	15	11	15	13	9	3	14	6	10
4	15	9	20	20	8	8	28	4	10
5	10	2	5	7	6	3	4	9	6

### Commercial Break and Enters: July, August and September 2010, 2011 and 2012

Zone	Jul 2010	Jul 2011	Jul 2012	Aug 2010	Aug 2011	Aug 2012	Sept 2010	Sept 2011	Sept 2012
1	1	1	0	1	0	0	1	0	1
2	3	2	4	3	1	3	1	2	0
3	12	11	12	13	14	15	18	12	18
4	15	7	19	13	6	16	15	5	17
5	1	4	8	4	3	8	5	3	1



## DECEMBER 2012 STATISTICS

This chart identifies the monthly totals for all founded Criminal Code offences, excluding Traffic Criminal Code. Based on Uniform Crime Reporting (UCR) scoring, there are three categories: (1) Violent Crime, (2) Property Crime, and (3) Other Criminal Code. Within each category, particular offences are highlighted in this chart. In addition, monthly totals for Controlled Drugs and Substances Act (CDSA) offences are included.

The Average Range data is based on activity in a single month over the past 5 years. If the current monthly total for an offence is above average, it will be noted in **red**, while below-average numbers will be noted in blue.

Year-to-Date percentage increases of more than 10% are marked in **red**, while decreases of more than 10% are blue. Please note that percentage changes are inflated in categories with small numbers (e.g.: Sexual Offences).

	CURRENT MONTH	5-YR AVERAGE RANGE	YEAR-TO-DATE TOTALS			
	Dec-12	December	2011 YTD	2012 YTD	% Change	Change In # of Offences
<b>VIOLENT CRIME</b> (UCR 1000-Series Offences)	<b>96</b>	<b>119-158</b>	<b>1541</b>	<b>1324</b>	<b>-14.1%</b>	<b>-217</b>
<i>Robbery</i>	5	10-14	139	129	-7.2%	-10
<i>Assault</i>	38	42-60	546	463	-15.2%	-83
<i>Assault w/ Weapon</i>	9	7-16	144	135	-6.3%	-9
<i>Sexual Offences</i>	0	4-12	83	51	-38.6%	-32
<b>PROPERTY CRIME</b> (UCR 2000-Series Offences)	<b>738</b>	<b>604-734</b>	<b>7600</b>	<b>8014</b>	<b>5.4%</b>	<b>414</b>
<i>Business B&amp;E</i>	<b>60</b>	36-57	362	519	<b>43.4%</b>	157
<i>Residential B&amp;E</i>	54	44-74	748	641	-14.3%	-107
<i>MV Theft</i>	<b>45</b>	27-42	299	322	<b>7.7%</b>	23
<i>Theft From MV</i>	222	122-250	1854	2261	<b>22.0%</b>	407
<i>Theft</i>	114	105-135	1383	1478	6.9%	95
<i>Shoplifting</i>	66	31-70	718	732	1.9%	14
<i>Metal Theft</i>	0	2-9	44	19	-56.8%	-25
<i>Fraud</i>	39	37-52	567	491	-13.4%	-76
<b>OTHER CRIMINAL CODE</b> (UCR 3000-Series Offences)	<b>194</b>	<b>166-203</b>	<b>2332</b>	<b>2403</b>	<b>3.0%</b>	<b>71</b>
<i>Arson - Property</i>	4	3-8	71	40	-43.7%	-31
<b>SUBTOTAL</b> (UCR 1000- to 3000-Series)	<b>1028</b>	<b>894-1089</b>	<b>11473</b>	<b>11741</b>	<b>2.3%</b>	<b>268</b>
<b>DRUGS</b> (UCR 4000-Series Offences)	<b>59</b>	<b>58-91</b>	<b>1110</b>	<b>881</b>	<b>-20.6%</b>	<b>-229</b>

Prepared by Richmond RCMP.

Data collected from PRIME on 2013-01-16. Published 2013-01-17.

This data is operational and subject to change. This document is not to be copied, reproduced, used in whole or part or disseminated to any other person or agency without the consent of the originator(s).

# Business Break & Enters December 1st - December 31st, 2012

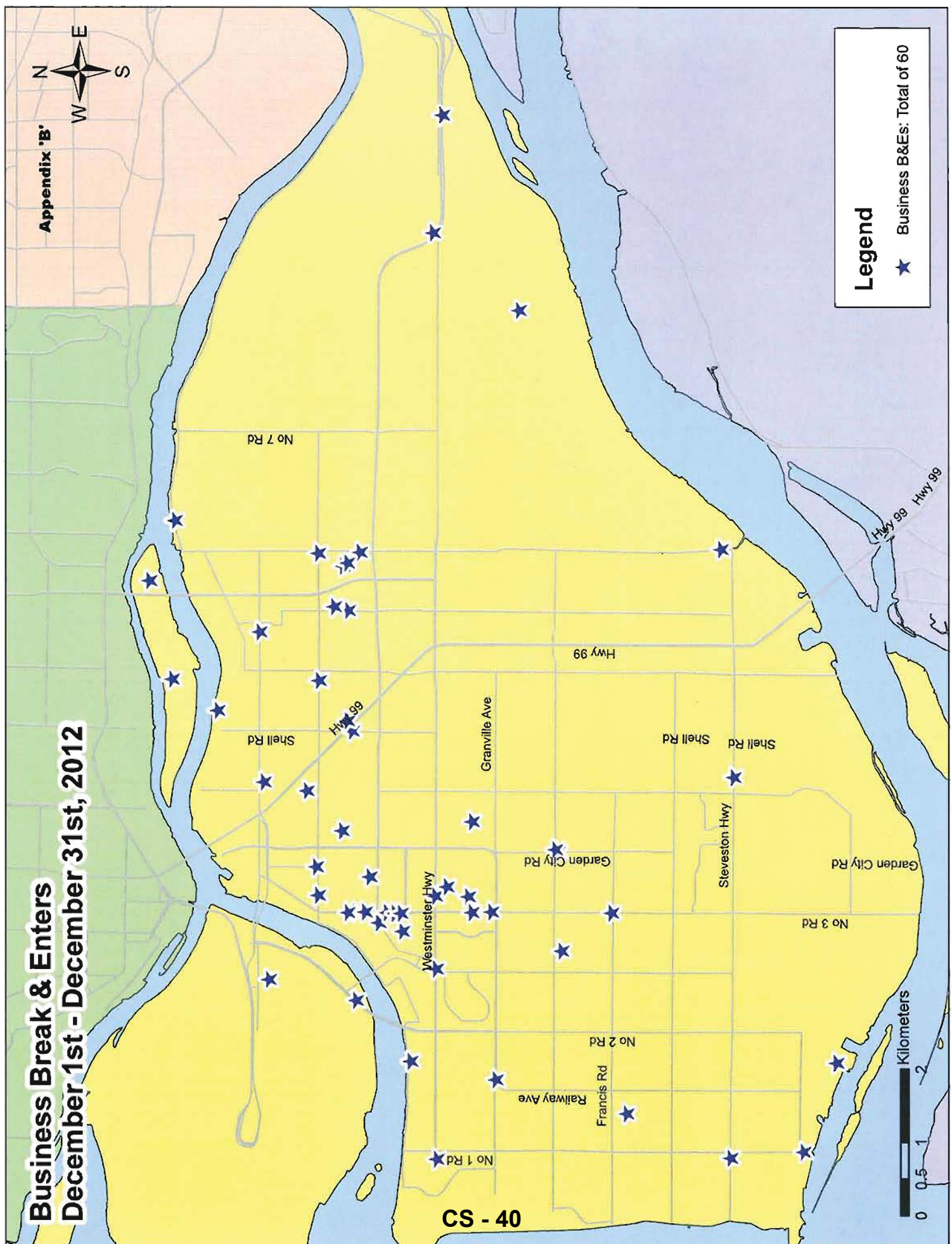
Appendix 'B'



CS - 40

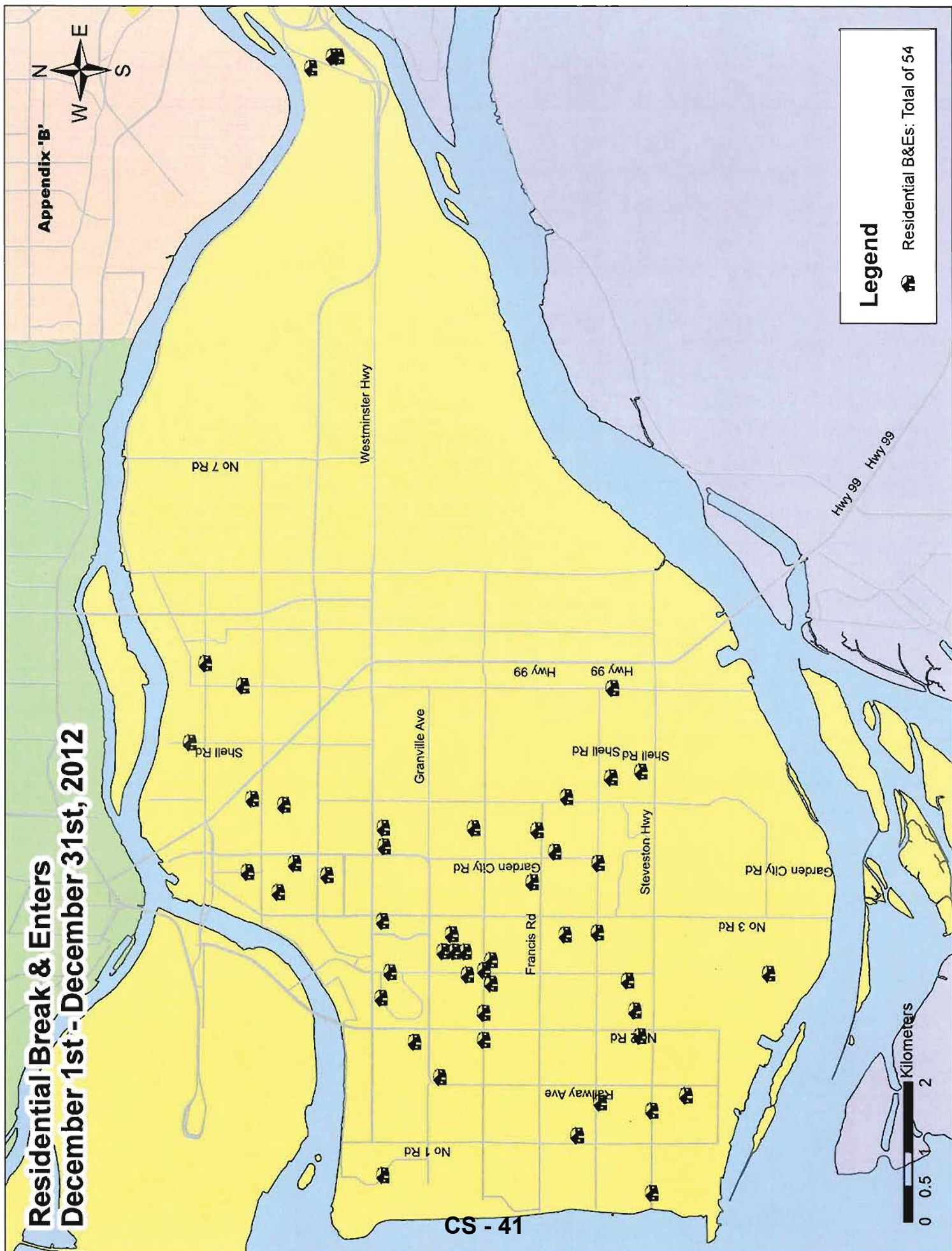
## Legend

★ Business B&Es: Total of 60



# Residential Break & Enters December 1st - December 31st, 2012

Appendix 'B'

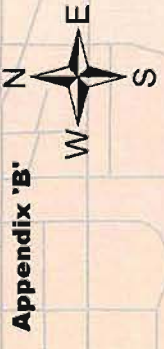


**Legend**

- Residential B&Es: Total of 54

CS - 41

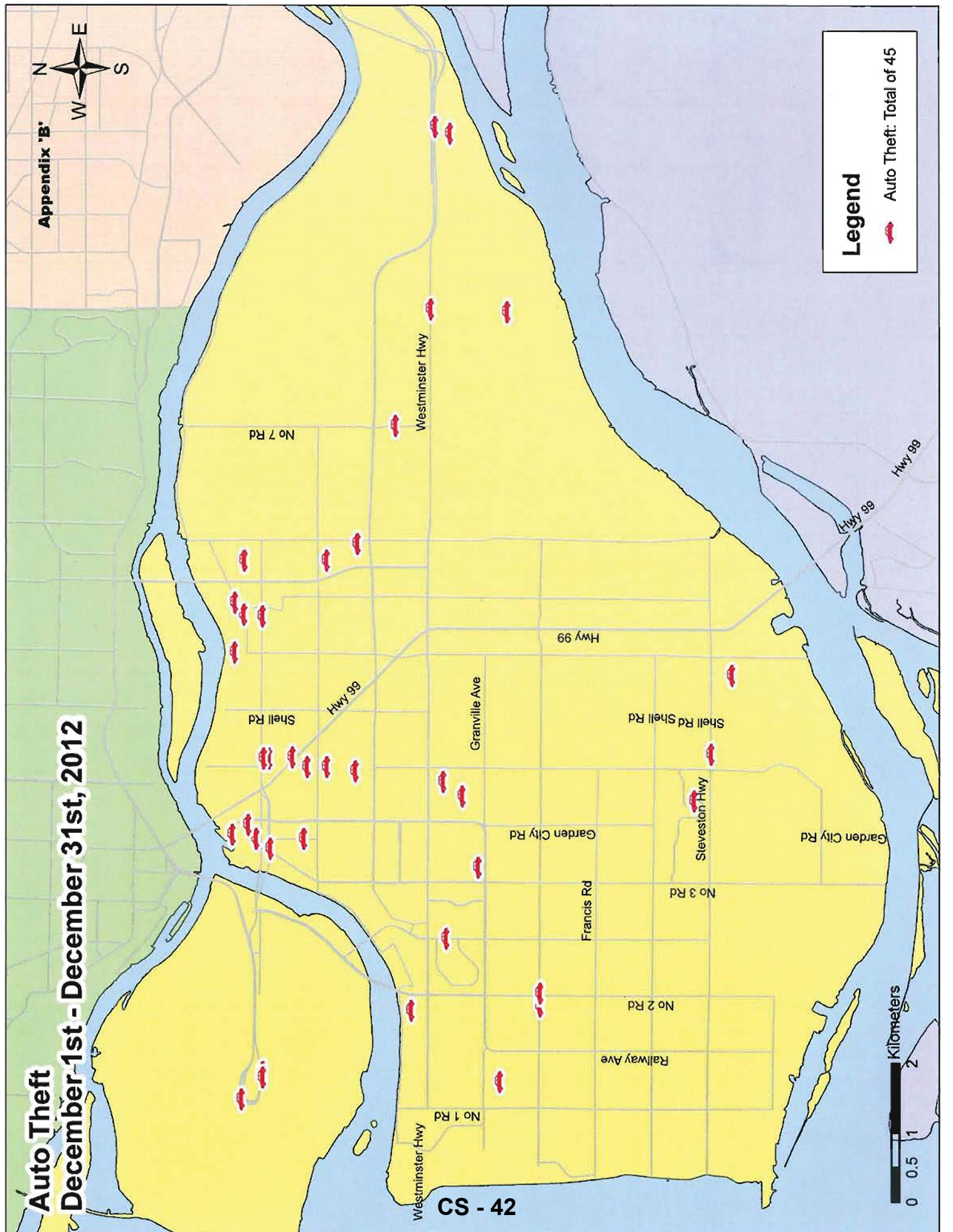
# Auto Theft December 1st - December 31st, 2012



CS - 42

**Legend**

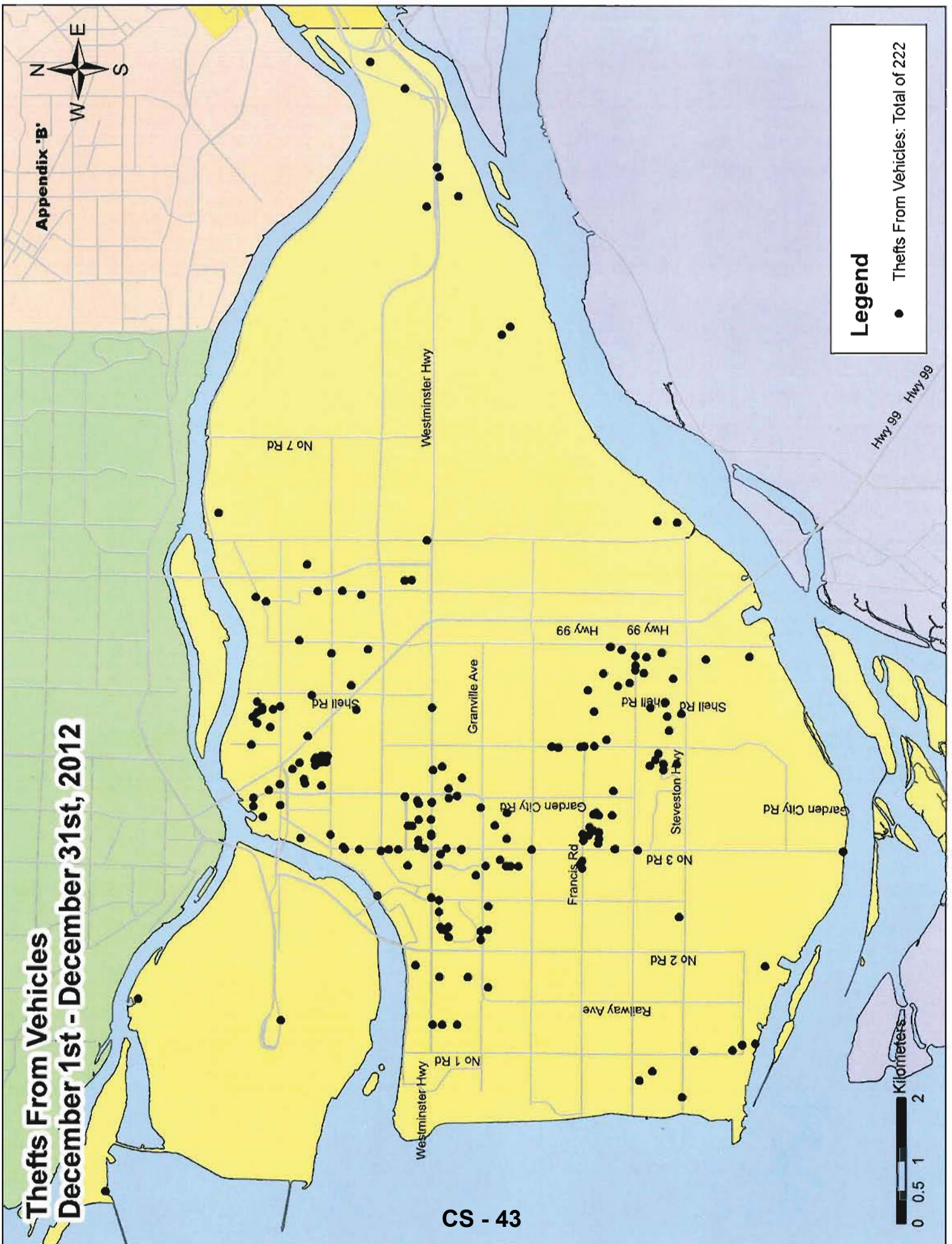
-  Auto Theft: Total of 45





# Thefts From Vehicles December 1st - December 31st, 2012

Appendix 'B'



CS - 43



## Legend

- Thefts From Vehicles: Total of 222