




City of Richmond

Report to Committee

To: Community Safety Committee
From: Will Ng, Superintendent
Officer In Charge, Richmond RCMP
Date: May 15, 2017
File: 09-5000-01/2017-Vol
01
Re: RCMP's Monthly Activity Report - April 2017

Staff Recommendation




That the report titled "RCMP's Monthly Activity Report – April 2017," dated May 15, 2017, from the Officer In Charge, Richmond RCMP, be received for information.



17-06-05

Will Ng, Superintendent
Officer In Charge, Richmond RCMP
(604-278-1212)

Att. 4

REPORT CONCURRENCE	
CONCURRENCE OF GENERAL MANAGER	
	
REVIEWED BY STAFF REPORT / AGENDA REVIEW SUBCOMMITTEE	INITIALS: 
APPROVED BY CAO	
	

Staff Report

Origin

At the request of the Community Safety Committee, the Officer in Charge will keep Council informed on matters pertaining to policing in the Richmond community. This monthly activity report for the RCMP provides information on each of the following areas:

1. Activities and Noteworthy Files
2. Analysis of Crime Statistics
3. Auxiliary Constables
4. Block Watch
5. Community Police Stations and Programs
6. Crime Prevention Unit
7. Road Safety Unit
8. Victim Services
9. Youth Section

This report supports Council's 2014-2018 Term Goal #1 A Safe Community:

Maintain emphasis on community safety to ensure Richmond continues to be a safe community.

Analysis

Activities and Noteworthy Files

Discovery of a Body

On April 24, 2017, Richmond RCMP responded to the 2800 block of River Road. A body was located at the scene which was confirmed to be a deceased male. The death appears to be targeted, and the matter is under investigation.

Vehicle Theft Suspect

On April 3, 2017, the victim was leaving a business in the 8800 block of River Road when the suspect approached and requested transportation to a downtown Richmond area. The driver agreed to drive the male to the area of No. 3 Road and Cambie Road. Upon arrival the driver was threatened and ordered out of the vehicle by the suspect. The vehicle was at this time taken by the thief. The matter is currently under investigation.

High-Rise Burglary

On March 25, 2017, two suspects broke into a high rise condo unit located in the 8100 block of Lansdowne Road. The thieves removed high value items including jewelry and currency. A police investigation identified the suspects which resulted in a search warrant execution at a Surrey residence on March 28, 2017. Two males were arrested and officers were able to locate the stolen items from the Richmond break and enter. As a result of the ongoing investigation

Richmond RCMP connected this case to other crimes in Richmond and lower mainland jurisdictions. Charges are pending against the two male suspects aged 34 and 40.

Analysis of Crime Statistics

Arson

In April 2017, there were five incidents of arson, which is a 400 per cent increase from March 2017 and a 25 per cent increase from April 2016. Arson at this time is within the five-year statistical average range. Due to the small statistical number of incidents the per cent increase reflects a high increase.

Assault Serious (Assault with a Weapon)

There were eight assault serious events, which is an 11 per cent decrease from March 2017 and a 20 per cent decrease from April 2016. Assault serious is within the five-year statistical average range.

Auto Theft

There were 23 auto theft incidents, which is a 14 per cent decrease from March 2017 and a 30 per cent decrease from April 2016. Auto theft is within the five-year statistical average range.

Drugs

There were 51 drug incidents, which is a decrease of 13 per cent from March 2017 and a 52 per cent decrease from April 2016. Drug incidents are within the five-year statistical average range.

Mental Health

There were 145 mental health incidents, which is an increase of 10 per cent from March 2017 and a 17 per cent increase from April 2016. Mental health incidents are above the five-year statistical average range.

Residential Break and Enter

There were 57 break and enters, which is a 14 per cent increase from March 2017 and an eight per cent decrease from April 2016. Residential break and enters are within the five-year statistical average range.

Small clusters of residential break and enters occurred in the No. 1 Road and Westminster Highway and No. 2 Road and Westminster Highway areas. Both of these areas have been identified as high crimes areas at the April Crime Reduction meeting.

Sexual Assault

There were five sexual assault offences, which indicates no change from March 2017 and no change from April 2016. Sexual offences are within the five-year statistical average range.

Shoplifting

There were 53 shoplifting thefts, which is a 5.3 per cent decrease from March 2017 and a 5.3 per cent decrease from April 2016. Shoplifting is within the five-year statistical average range.

Theft from Auto

There were 156 thefts from auto incidents, which is a 20 per cent decrease from March 2017 and a 28 per cent decrease from April 2016. Theft from auto is within the five-year statistical average range.

Violent Crime

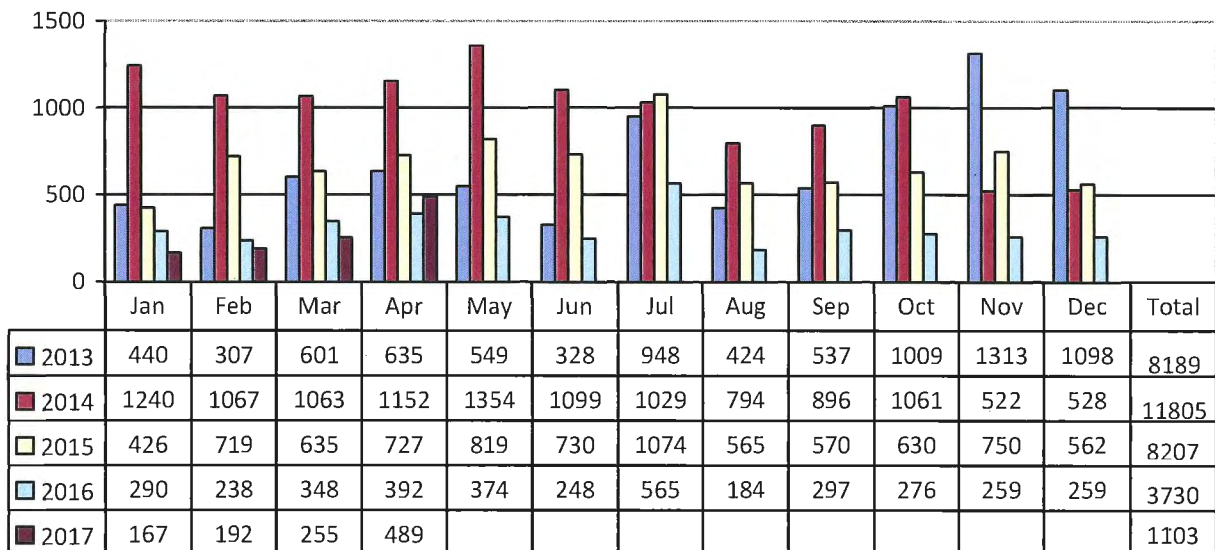
There were 108 violent crime incidents, which is a 5.2 per cent decrease from March 2017 and a six per cent decrease from April 2016. Violent crime is within the five-year statistical average range.

Auxiliary Constables

In April 2017, the Richmond RCMP Detachment (the Detachment) had a total complement of 38 auxiliary constables, who provided 489 volunteer hours. There was a 91.7 per cent increase of hours from March 2017 and a 24.7 per cent increase from April 2016.

Figure 1 compares the monthly hours of service provided by month from 2013 to 2017.

Figure 1: Auxiliary Constables Volunteer Hours



Auxiliary Constable Activities

Auxiliary Constables attend events in the community to promote a positive police presence, support regular RCMP members and provide traffic and crowd control. During the month of April auxiliary constables participated in:

- BC Muslim 'Family Fun Day'
- Crime Watch
- Crime Prevention Neighborhood Blitz
- Operation Auto Crime
- Pacific International Cup Curling Tournament Opening Ceremonies
- RCMP Youth Academy

Block Watch

At the end of April 2017, the Block Watch program had 436 groups totaling 9989 participants. Currently, the program decreased by one captain and increased by one group and 7 participants.

Community Police Station Programs

Community police stations continue to enhance the Detachment's policing service by providing an array of crime prevention resources and community safety initiatives. City staff and volunteers pursued safety initiatives to enhance crime prevention program awareness, community engagement, police accessibility and to reduce anxiety and fear levels related to crime. The demographics of the programs vary from month to month reflective of weather conditions, seasonal initiatives, events and the availability of the volunteers.

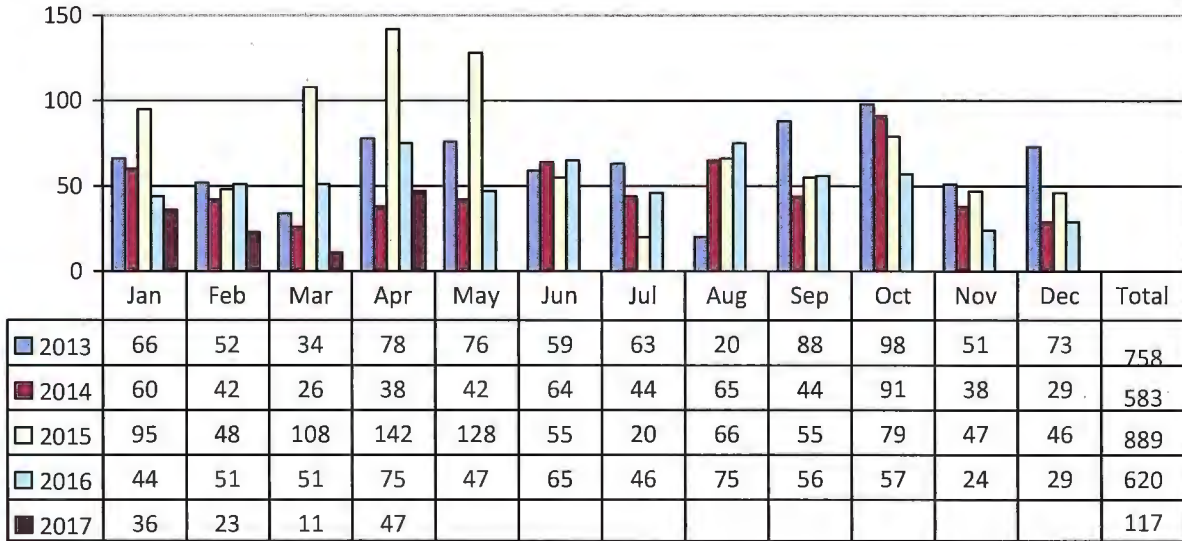
During the month of April volunteer highlights included:

- Deployment of 22 foot/van patrols totalling 154 hours and six bike patrols totalling 38 hours;
- Conducted 21 Fail to Stop deployments which resulted in 554 warning letters;
- Conducted Speed Watch on 3,952 vehicles at various locations in Richmond;
- Conducted Lock Out Auto Crime on 8,974 vehicles at various locations in Richmond;
- Issued 1,353 crime prevention notices and queried 3,088 vehicles during Operation Auto Crime blitz on April 13, 2017; and
- Participated in the BC Muslim Family Fun Day including adorning the safety bear mascot on April 30, 2017.

Distracted Drivers

Figure 2 provides a comparison by year of the number of letters sent to registered owners.

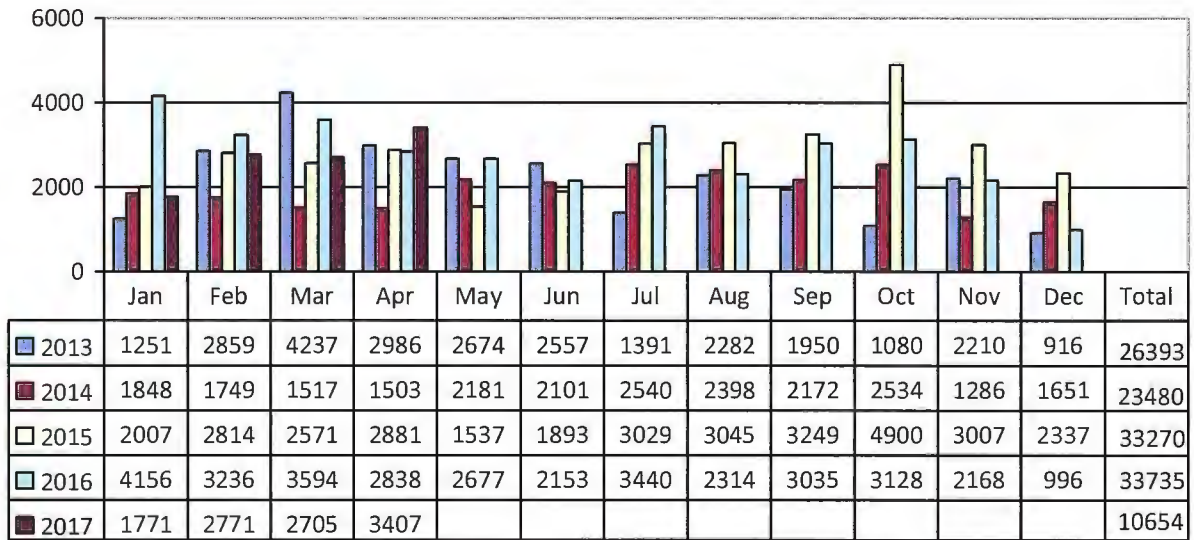
Figure 2: Distracted Drivers Letters Sent



Lock-Out Auto Crime

Figure 3 provides a comparison by year of the number of vehicles notices issued.

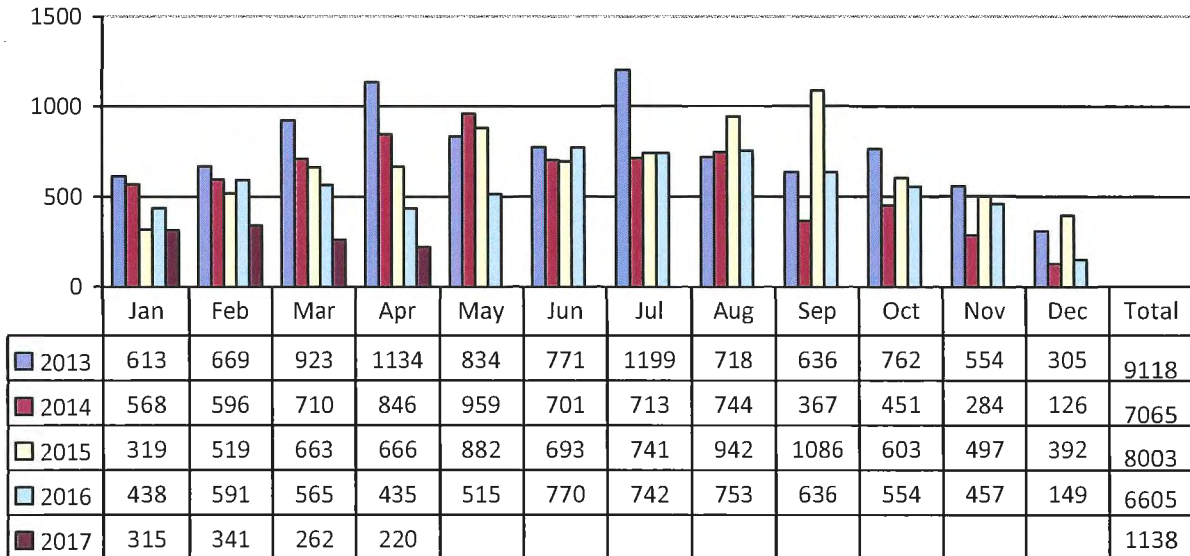
Figure 3: Lock Out Auto Crime Vehicles Issued a Notice



Speed Watch

Figure 4 provides a comparison by year of the number of letters sent to registered owners.

Figure 4: Speed Watch Letters Sent



Crime Prevention Unit

Crime Prevention reduces crime and enhances community engagement through public awareness and dialogue initiatives. During the month of April, the Crime Prevention unit highlights included:

- BC Muslim Family Fun Day
- Operation Auto Crime
- Police Week Event Planning
- Police Leadership conference
- Speed Watch training volunteers
- Volunteer Appreciation BBQ

Road Safety Unit

The Road Safety Unit makes Richmond’s roads safer through evidence-based traffic enforcement, investigation of serious vehicle collisions and public education programs. The statistics below compare April 2017 data to both February 2017 and March 2017.

The Moving Violations category refers to violations such as unsafe lane change and unsafe passing. The Vehicle category refers to motor vehicle regulation defects such as no insurance and no lights. The Other category refers to other motor vehicle infractions such as miscellaneous charges including fail to remain at the scene of accident and failing to stop for police.

Violation Tickets were issued for the following infractions:

Infraction	February 2017	March 2017	April 2017
Distracted Driving	58	123	76
Driver License	96	163	100
Impaired	37	21	25
Intersection offences	58	65	54
Moving Violations	117	129	67
Speeding	92	150	87
Seatbelts	5	4	2
Vehicle Related	27	42	31
Other	63	11	62
Total	553	708	504

Notice and Orders issued for the following infractions:

Infraction	February 2017	March 2017	April 2017
Distracted Driving	13	41	14
Driver License	29	40	28
Intersection	34	45	34
Moving Violations	63	86	69
Speeding	61	80	73
Seatbelts	2	1	1
Vehicle Related	86	90	78
Other	0	0	0
Total	288	383	297

Parking Tickets:

Name	Act	Example	Feb 2017	Mar 2017	Apr 2017
Parking	Municipal Bylaw	Municipal parking offences	49	54	52

Victim Services

In April 2017 Richmond RCMP Victim Services provided on-going support to 75 clients and attended 18 crime/trauma scenes. The unit currently maintains an active caseload of 160 on-going files.

In addition, Victim Services responded to a number of cases involving medical related sudden deaths, suicides, family conflict and property crime. Victim Services provides on-going emotional support and in some cases refers clients for long term assistance.

Youth Section

The Detachment's Youth Section focuses on strategies that contribute to safe and healthy behaviours essential to the development of productive and civic-minded adults. During the month of April, the Crime Prevention unit highlights included:


- D.A.R.E
- Internet Safety Talks
- Crime Reduction Hot Spot Patrols
- Youth Academy
- School Action for Emergencies Planning
- Youth Service Provider Meeting

Financial Impact

None.

Conclusion

The Officer in Charge, Richmond Detachment continues to ensure Richmond remains a safe and desirable community.



Edward Warzel
Manager, RCMP Administration
(604-207-4767)

EW: jl

- Att. 1: Community Policing Programs Definition
2: Crime Statistics
3: Crime Maps
4: April 2017 sample of police occurrences in Richmond

Auxiliary Constables

- The primary mandate of Richmond's Auxiliary Constables is to support community policing activities related to public safety and crime prevention.
- For more information, visit www.richmond.ca/safety/police/prevention/auxiliary.htm

Block Watch

- Community-based crime prevention program aimed at helping neighbors organize themselves to prevent crime.
- Residents can receive email alerts of neighbourhood residential break and enters by registering their email addresses at: blockwatch@richmond.ca
- For more information, visit www.richmond.ca/safety/police/prevention/blockwatch.htm

Difference Maker Project

- The Difference Maker Project is an off-shoot of the School Sports Programs. Elementary school students are mentored by teachers, police officers and community ambassadors. This activity aims to encourage social and civic responsibility amongst elementary and secondary school aged youth through community projects.

Distracted Driving Program

- Trained volunteers monitor intersections and observe distracted drivers.
- A letter is sent to the registered owner of the offending vehicle with information on the safety risks associated to the observed behaviour and applicable fine amounts.
- For more information, visit www.richmond.ca/safety/police/prevention/programs.htm

Fail to Stop

- Trained volunteers monitor areas that have been referred to the program by local businesses or residents where drivers are not making a full stop at the stop sign, or running a red light.
- An information letter is sent to the registered owner of the vehicle advising them the date, time and location and applicable fine amounts if the driver received a violation ticket.

Lock Out Auto Crime

- Co-sponsored by the Insurance Corporation of BC (ICBC), volunteers patrol city streets and parking lots looking for automobile security vulnerabilities.
- Notices supplied by ICBC are issued to every vehicle inspected indicating to the owner what issues need to be addressed in order to keep the vehicle and contents secure.
- For more information, visit
- www.richmond.ca/safety/police/personal/vehicle.htm

Project 529

- This program allows riders to easily and securely register their bikes. This up-to-date database of bikes alerts its registrants if a fellow 529 bike is stolen.
- Project 529 is a unique, multi-national registry that holds a database of all registered and stolen bikes.

Speed Watch

- Co-sponsored by ICBC, promotes safe driving habits by alerting drivers of their speed.
- Trained volunteers are equipped with radar and a speed watch reader board that gives drivers instant feedback regarding their speed.
- Volunteers record the license plate number and the speed, and a letter is sent to the registered owner of the offending vehicle. The letter includes the date, time and location and applicable fine amounts if the driver received a violation ticket.

Stolen Auto Recovery

- Co-sponsored by ICBC, trained volunteers equipped with portable computers identify stolen vehicles.
- These volunteers recover hundreds of stolen vehicles each year throughout the Lower Mainland.

Volunteer Bike and Foot Patrol Program

- Trained volunteers patrol Richmond neighbourhoods reporting suspicious activities and providing a visible deterrent to crime and public order issues.

APRIL 2017 STATISTICS

RICHMOND RCMP

This chart identifies the monthly totals for founded Criminal Code incidents, excluding traffic-related Criminal Code incidents. Based on Uniform Crime Reporting (UCR) scoring, there are three categories: (1) Violent Crime, (2) Property Crime, and (3) Other Criminal Code. Within each category, particular offence types are highlighted in this chart. In addition, monthly totals for Controlled Drugs and Substances Act (CDSA) incidents and MHA-related calls for service are included. Individual UCR codes are indicated below the specific crime type. For 2017, some inclusion criteria have been modified to improve accuracy and accommodate RCMP scoring regulations. For more information, contact Richmond Crime Analysts.

The Average Range data is based on activity in a single month over the past 5 years. If the current monthly total for an offence is above the expected average range (using a standard deviation), it will be noted in **red**, while below expected numbers will be noted in **blue**.

Year-to-Date percentage increases of more than 10% are marked in **red**, while decreases of more than 10% are **blue**.

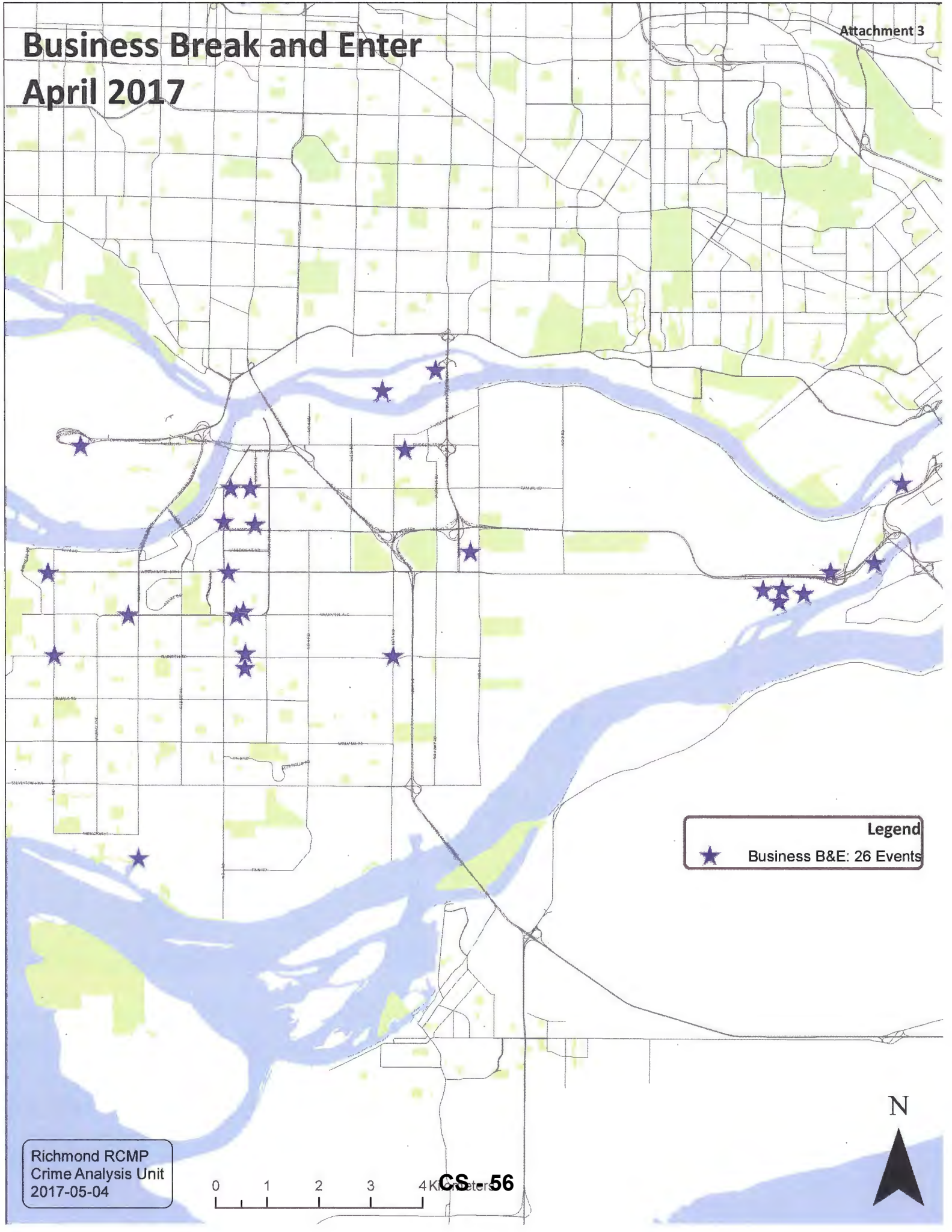
	April-17	April		2016	2017	% Change	# Change
VIOLENT CRIME (UCR 1000-Series Offences)	108	100.8	92-110	444	425	-4%	-19
Robbery <small>UCR 1310 (1-3)</small>	4	5.4	2-9	38	19	-50%	-19
Assault Common <small>UCR 1430</small>	31	36.2	33-39	169	143	-15%	-26
Assault Serious <small>UCR 1410, 1420</small>	8	9.2	6-12	37	37	0%	0
Sexual Offences <small>UCR 1343, 1350, 1356, 1360</small>	5	7.0	4-10	22	15	-32%	-7
PROPERTY CRIME (UCR 2000-Series Offences)	620	618.4	543-694	2850	2736	-4%	-114
Business B&E <small>UCR 2120-1</small>	26	31.6	23-40	110	172	56%	62
Residential B&E <small>UCR 2120-2</small>	57	49.6	41-58	235	262	11%	27
Auto Theft <small>UCR 2131 (1-10), 2175</small>	23	24.2	19-29	120	109	-9%	-11
Theft from Auto <small>UCR 2132, 2142</small>	156	180.4	119-242	941	777	-17%	-164
Theft <small>UCR 2130, 2140</small>	97	106.0	91-121	395	421	7%	26
Shoplifting <small>UCR 2133, 2143</small>	53	57.2	49-66	285	206	-28%	-79
Fraud <small>UCR 2150 (80), 2155, 2156</small>	70	56.2	43-69	296	326	10%	30
OTHER CRIMINAL CODE (UCR 3000-Series Offences)	154	162.8	147-179	734	637	-13%	-97
Arson <small>UCR 3029, 3110</small>	5	3.8	2-5	11	12	9%	1
SUBTOTAL CC OFFENCES (UCR 1000 to 3000 Series)	882	882.0	795-969	4028	3798	-6%	-230
DRUGS (UCR 4000-Series Offences)	51	67.0	46-88	266	218	-18%	-48
MHA RELATED CALLS (MHA files or Mental Health flag)	145	103.8	92-116	447	509	14%	62

Prepared by Richmond RCMP Crime Analysts.

Data collected from PRIME on 2017-05-04. Published 2017-05-04.

This data is operational and subject to change. This document is not to be copied, reproduced, used in whole or part or disseminated to any other person or agency without the consent of the originator(s).

Business Break and Enter April 2017



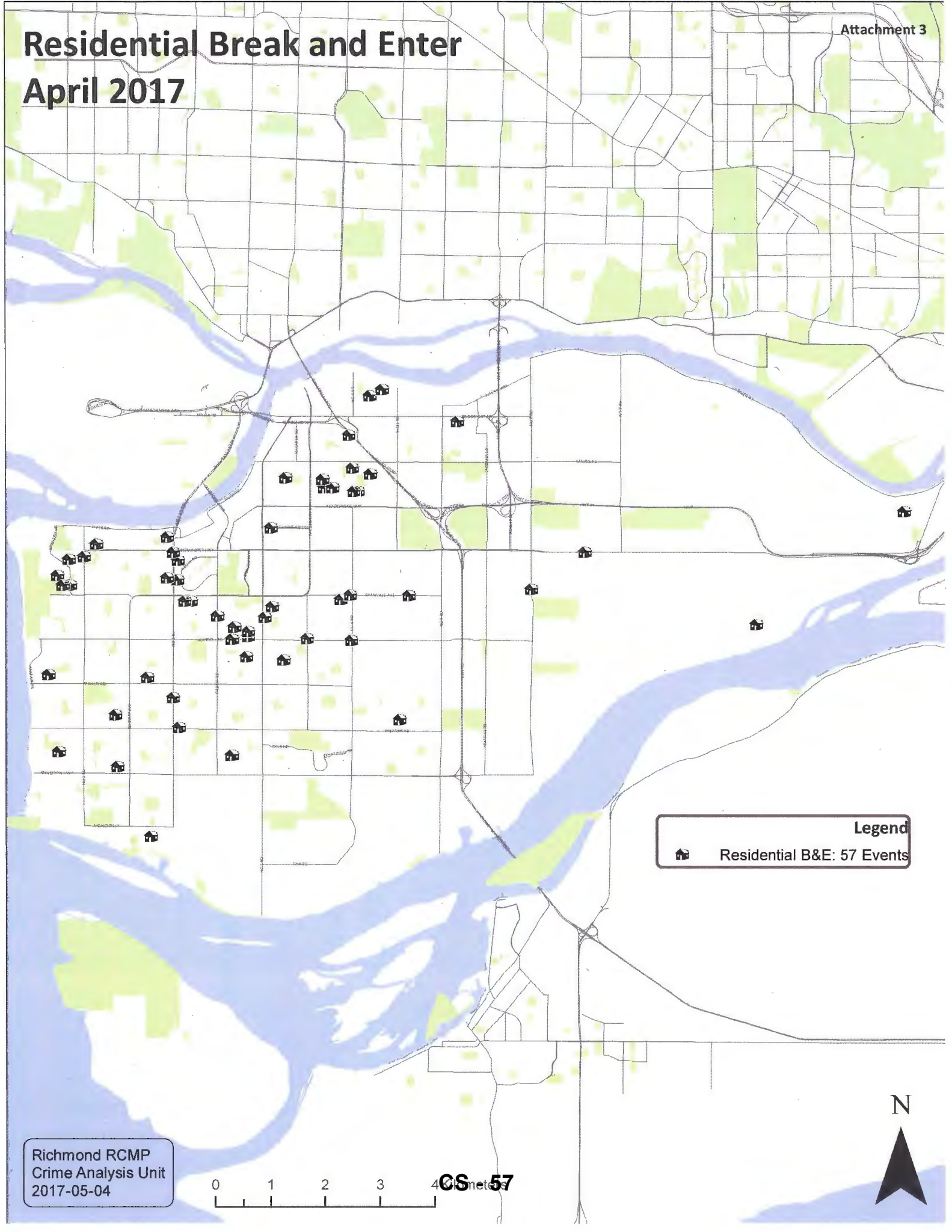
Legend
★ Business B&E: 26 Events

Richmond RCMP
Crime Analysis Unit
2017-05-04

0 1 2 3 4 Kilometers **CS-56**



Residential Break and Enter April 2017



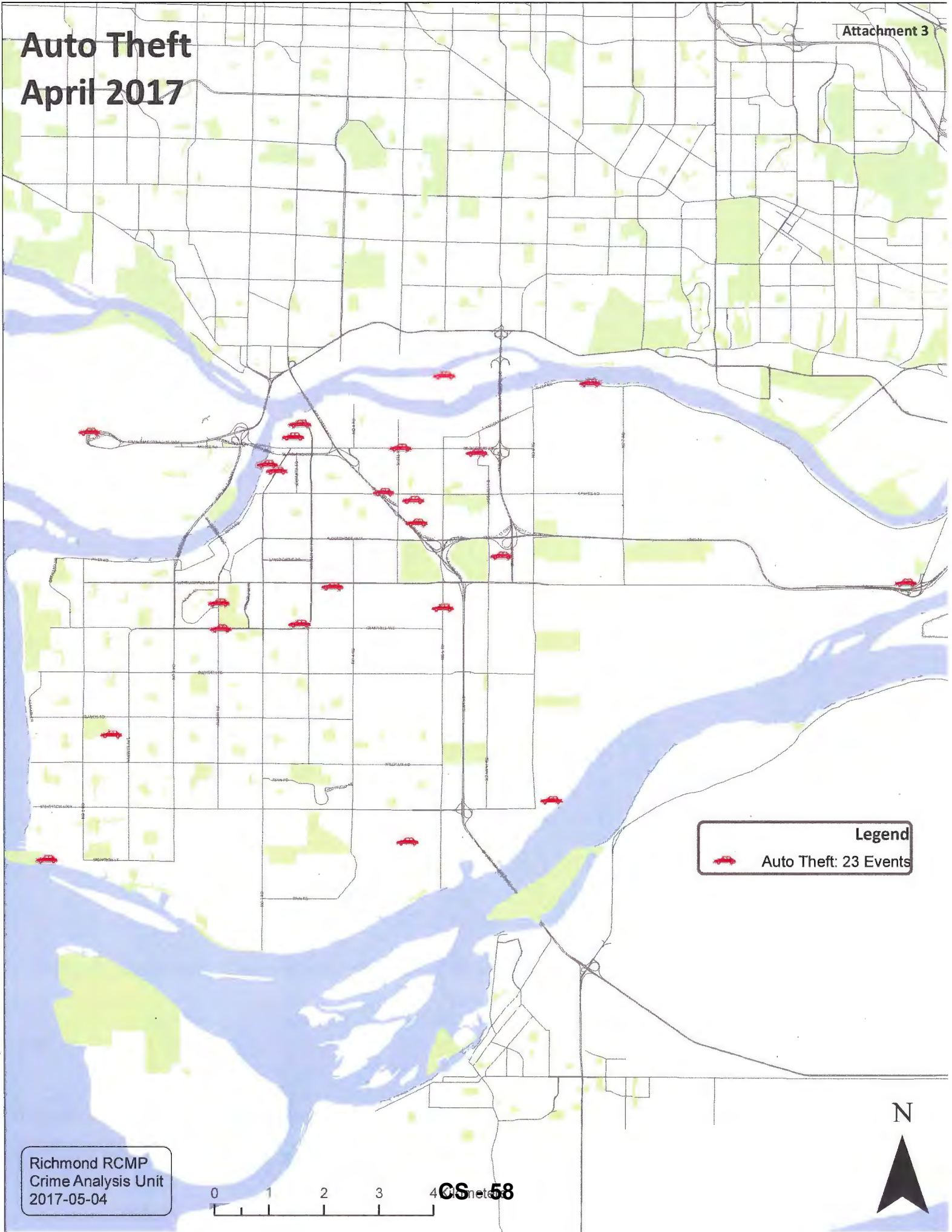
Legend
🏠 Residential B&E: 57 Events

Richmond RCMP
Crime Analysis Unit
2017-05-04

0 1 2 3 4 Kilometers **CS-57**



Auto Theft April 2017



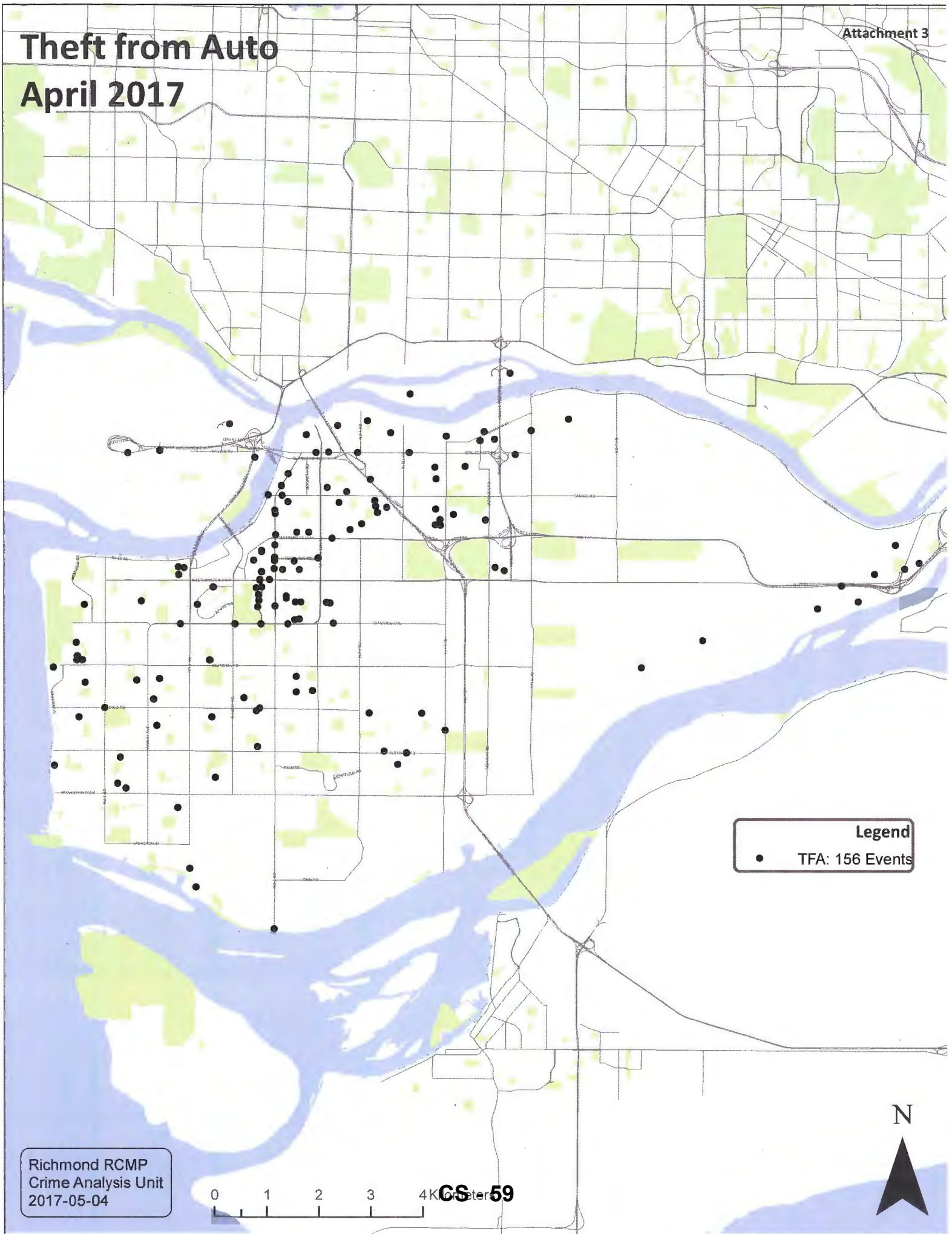
Legend
Auto Theft: 23 Events

Richmond RCMP
Crime Analysis Unit
2017-05-04

0 1 2 3 4 Kilometers CS-58



Theft from Auto April 2017




Legend
• TFA: 156 Events

Richmond RCMP
Crime Analysis Unit
2017-05-04

0 1 2 3 4 Kilometers CS-59



April 2017

Sunday	Monday	Tuesday	Wednesday	Thursday	Friday	Saturday
 <p>Legend 911 FALSE 911 false/abandoned ASSAULT assaults AUTO THFT auto theft B&E BUS Break and Enter - Business B&E OTH Break and Enter - Other B&E RES Break and Enter - Residential DISTURB Cause Disturbance MHA Mental Health Act BYLAW Municipal Bylaw THEFT Other Theft U/5000 TFA Theft from Vehicle WEAPONS Weapons Offences GO Total General Occurrence</p>						<p>1</p> <p>911 FALSE 5 ASSAULT 1 AUTO THFT 1 B&E BUS 1 B&E OTH B&E RES 3 DISTURB 7 MHA 3 BYLAW 7 THEFT 4 TFA 4 WEAPONS 1</p> <p>TOTAL GO 123</p>
<p>2</p> <p>911 FALSE 2 ASSAULT 3 AUTO THFT 1 B&E BUS B&E OTH B&E RES 2 DISTURB 2 MHA 2 BYLAW 2 THEFT 1 TFA 3 WEAPONS</p> <p>TOTAL GO 68</p>	<p>3</p> <p>911 FALSE 3 ASSAULT 3 AUTO THFT B&E BUS 1 B&E OTH B&E RES 2 DISTURB 2 MHA 4 BYLAW 1 THEFT 4 TFA 5 WEAPONS 1</p> <p>TOTAL GO 103</p>	<p>4</p> <p>911 FALSE 6 ASSAULT 4 AUTO THFT B&E BUS 1 B&E OTH B&E RES 2 DISTURB 2 MHA 5 BYLAW 3 THEFT 3 TFA 3 WEAPONS 1</p> <p>TOTAL GO 112</p>	<p>5</p> <p>911 FALSE 5 ASSAULT 1 AUTO THFT 3 B&E BUS 1 B&E OTH B&E RES 6 DISTURB 6 MHA 3 BYLAW 1 THEFT 3 TFA 6 WEAPONS 1</p> <p>TOTAL GO 117</p>	<p>6</p> <p>911 FALSE 1 ASSAULT 3 AUTO THFT 2 B&E BUS 1 B&E OTH B&E RES DISTURB 5 MHA 5 BYLAW 4 THEFT 4 TFA 7 WEAPONS</p> <p>TOTAL GO 111</p>	<p>7</p> <p>911 FALSE 7 ASSAULT 1 AUTO THFT B&E BUS B&E OTH B&E RES 4 DISTURB 6 MHA 4 BYLAW 6 THEFT 5 TFA 11 WEAPONS 2</p> <p>TOTAL GO 122</p>	<p>8</p> <p>911 FALSE 2 ASSAULT 3 AUTO THFT 1 B&E BUS B&E OTH 1 B&E RES 4 DISTURB 2 MHA 7 BYLAW 4 THEFT 3 TFA 6 WEAPONS</p> <p>TOTAL GO 112</p>
<p>9</p> <p>911 FALSE 5 ASSAULT AUTO THFT B&E BUS 2 B&E OTH B&E RES DISTURB 4 MHA 4 BYLAW 3 THEFT 3 TFA 4 WEAPONS 1</p> <p>TOTAL GO 94</p>	<p>10</p> <p>911 FALSE 6 ASSAULT 5 AUTO THFT 3 B&E BUS B&E OTH B&E RES 1 DISTURB 2 MHA 5 BYLAW 3 THEFT 5 TFA 8 WEAPONS 1</p> <p>TOTAL GO 129</p>	<p>11</p> <p>911 FALSE 2 ASSAULT AUTO THFT 2 B&E BUS 1 B&E OTH 2 B&E RES 5 DISTURB 2 MHA 7 BYLAW 1 THEFT 4 TFA 8 WEAPONS 2</p> <p>TOTAL GO 122</p>	<p>12</p> <p>911 FALSE 6 ASSAULT AUTO THFT B&E BUS B&E OTH B&E RES 1 DISTURB 3 MHA 3 BYLAW THEFT 3 TFA 16 WEAPONS</p> <p>TOTAL GO 115</p>	<p>13</p> <p>911 FALSE 8 ASSAULT 1 AUTO THFT B&E BUS B&E OTH B&E RES 2 DISTURB 2 MHA 7 BYLAW 2 THEFT 3 TFA 9 WEAPONS 1</p> <p>TOTAL GO 112</p>	<p>14</p> <p>911 FALSE 7 ASSAULT 3 AUTO THFT 2 B&E BUS 2 B&E OTH B&E RES 1 DISTURB 3 MHA 5 BYLAW 9 THEFT 3 TFA 4 WEAPONS 1</p> <p>TOTAL GO 113</p>	<p>15</p> <p>911 FALSE 1 ASSAULT 2 AUTO THFT 2 B&E BUS 1 B&E OTH B&E RES 5 DISTURB 7 MHA 1 BYLAW 3 THEFT 2 TFA 8 WEAPONS 2</p> <p>TOTAL GO 118</p>
<p>16</p> <p>911 FALSE 3 ASSAULT AUTO THFT 2 B&E BUS B&E OTH B&E RES 3 DISTURB 2 MHA 3 BYLAW 4 THEFT 3 TFA 9 WEAPONS 1</p> <p>TOTAL GO 81</p>	<p>17</p> <p>911 FALSE 3 ASSAULT 2 AUTO THFT 2 B&E BUS 2 B&E OTH B&E RES 3 DISTURB 2 MHA 4 BYLAW 2 THEFT 5 TFA 3 WEAPONS 3</p> <p>TOTAL GO 117</p>	<p>18</p> <p>911 FALSE 2 ASSAULT 1 AUTO THFT 1 B&E BUS 1 B&E OTH B&E RES 3 DISTURB 8 MHA 4 BYLAW 2 THEFT 4 TFA 6 WEAPONS 1</p> <p>TOTAL GO 111</p>	<p>19</p> <p>911 FALSE 3 ASSAULT 2 AUTO THFT B&E BUS 1 B&E OTH B&E RES 2 DISTURB 1 MHA 5 BYLAW 1 THEFT 3 TFA 3 WEAPONS 3</p> <p>TOTAL GO 116</p>	<p>20</p> <p>911 FALSE 5 ASSAULT AUTO THFT 1 B&E BUS B&E OTH B&E RES 7 DISTURB 1 MHA 5 BYLAW 5 THEFT 3 TFA 5 WEAPONS</p> <p>TOTAL GO 103</p>	<p>21</p> <p>911 FALSE 1 ASSAULT 1 AUTO THFT 1 B&E BUS B&E OTH B&E RES 4 DISTURB 3 MHA 5 BYLAW 3 THEFT 6 TFA 5 WEAPONS 3</p> <p>TOTAL GO 111</p>	<p>22</p> <p>911 FALSE 6 ASSAULT 1 AUTO THFT B&E BUS 1 B&E OTH B&E RES 1 DISTURB 2 MHA 7 BYLAW 2 THEFT 1 TFA 6 WEAPONS</p> <p>TOTAL GO 87</p>
<p>23</p> <p>911 FALSE 6 ASSAULT 1 AUTO THFT 1 B&E BUS B&E OTH 1 B&E RES 1 DISTURB 4 MHA 5 BYLAW 2 THEFT 3 TFA 1 WEAPONS</p> <p>TOTAL GO 82</p>	<p>24</p> <p>911 FALSE 6 ASSAULT 3 AUTO THFT B&E BUS 3 B&E OTH 4 B&E RES 1 DISTURB 4 MHA 6 BYLAW 3 THEFT 5 TFA 7 WEAPONS 1</p> <p>TOTAL GO 129</p>	<p>25</p> <p>911 FALSE 3 ASSAULT 1 AUTO THFT B&E BUS 1 B&E OTH 3 B&E RES 1 DISTURB 3 MHA 5 BYLAW 2 THEFT 5 TFA 5 WEAPONS</p> <p>TOTAL GO 110</p>	<p>26</p> <p>911 FALSE 7 ASSAULT 1 AUTO THFT 1 B&E BUS 2 B&E OTH B&E RES DISTURB 3 MHA BYLAW 1 THEFT 5 TFA 6 WEAPONS</p> <p>TOTAL GO 116</p>	<p>27</p> <p>911 FALSE 3 ASSAULT 1 AUTO THFT 1 B&E BUS 2 B&E OTH B&E RES 1 DISTURB 3 MHA 5 BYLAW 2 THEFT 3 TFA 5 WEAPONS 1</p> <p>TOTAL GO 115</p>	<p>28</p> <p>911 FALSE 2 ASSAULT 1 AUTO THFT B&E BUS B&E OTH B&E RES DISTURB 7 MHA 2 BYLAW 4 THEFT 3 TFA 3 WEAPONS 5</p> <p>TOTAL GO 111</p>	<p>29</p> <p>911 FALSE 5 ASSAULT 1 AUTO THFT B&E BUS 1 B&E OTH B&E RES 2 DISTURB 5 MHA 2 BYLAW 2 THEFT 5 TFA 5 WEAPONS 3</p> <p>TOTAL GO 103</p>
<p>30</p> <p>911 FALSE 1 ASSAULT AUTO THFT B&E BUS 3 B&E OTH B&E RES 2 DISTURB 2 MHA 5 BYLAW 4 THEFT 5 TFA 3 WEAPONS 3</p> <p>TOTAL GO 116</p>	<p>Statistics Run on 2017-05-04 Prepared by Richmond RCMP Crime Analysts. This data is operational and subject to change. This document is not to be copied, reproduced, used in whole or part or disseminated to any other person or agency without the consent of the originator(s).</p> <p>These statistics are based on UCR primary scoring only.</p> <p>*All CCJS are included (assistance, information, prevention, unsubstantiated, unfounded). Street Checks, Tickets, and non-GO calls have not been calculated.</p>					