



City of Richmond

Report to Committee

To: Community Safety Committee

Date: November 1, 2012

From: Rendall Nessel
Officer In Charge, Richmond RCMP Detachment

File: 09-5000-01/2010-Vol
01
(12.34)

Re: RCMP's Monthly Report – October 2012 Activities

Staff Recommendation

That the report titled "RCMP's Monthly Report – October 2012 Activities" (dated November 1, 2012, from the OIC RCMP) be received for information.

(Rendall Nessel) Superintendent
Officer in Charge, Richmond RCMP Detachment
(604-278-1212)

REPORT CONCURRENCE	
CONCURRENCE OF GENERAL MANAGER 	
REVIEWED BY SMT SUBCOMMITTEE	INITIALS:
REVIEWED BY CAO	INITIALS:

Origin

At the request of the Community Safety Committee, the Officer in Charge (OIC) will keep Council informed on matters pertaining to policing in the community of Richmond.

Council's Term Goals for 2011-2014 identify Community Safety as a high priority to ensure that public safety services, service delivery models and resources are effectively targeted to the City's specific needs and priorities.

Analysis

Below is the RCMP's Monthly Report – October 2012 Activities.

Community Policing

Block Watch

Break and enter email alerts and letters are sent out to Richmond residences and businesses with information about neighbourhood break-ins. This includes tips to educate home and business owners on crime prevention techniques to help prevent future break and enters. Richmond residents and businesses are directed to the crime prevention web pages where they may register their email addresses to receive email alerts about future break and enters.

Email Alerts October 2012

	Email Alerts	Letters Sent Out
Residential	66	243
Commercial	35	26

Crime Prevention Newsletters

The Richmond RCMP Crime Prevention Newsletter for fall 2012 was sent by email to the Block Watch Participants and to the entire registered residential break and enter alert email contact addresses. It is also posted online on the Block Watch web page www.richmond.ca/blockwatch. (Attachment 1)

The Richmond RCMP Crime Prevention Business Watch Newsletter for 3rd Quarter 2012 was sent by email to the registered commercial break and enter alert email contact addresses. It is also posted online on the Business Watch web page www.richmond.ca/businesslink. (Attachment 2)

Community Police Stations**Richmond Detachment Stolen Auto Recovery and Lock Out Auto Crime Statistics**

CPS	YTD	# Of Stolen Auto Recovery and Lock out Auto Crime Deployments	Vehicles Viewed For Signs Of Auto Crime Only	Vehicles Scanned Through Stolen Auto Recovery (SAR)	Vehicles Issued A Crime Prevention Notice	Patrol And Admin Hours
City Center	May-Oct	36	6,997	4,844	2,222	168
South Arm	Jan – Oct	103	22,716	15,476	8,280	500
Steveston	Jan – Oct	149	30,866	410 ¹	4,323	654
Year to Date Totals		288	60,579	20,730	14,825	1,322

Richmond Detachment Speed Watch Statistics

CPS	YTD	# Of Speed Watch Deployments	Total Vehicles Checked	Over 10 Km/h	Admin Hours For Office Duties	Number of Warning Letters Issued
City Center	May – Oct	66	44,819	7,016	560	2,404
South Arm	Jan – Oct	81	40,500	4,371	584	2,208
Steveston	Jan – Oct	47	31,661	19,418	311	1,040
Year to Date Totals		194	116,980	30,805	1,455	5,652

Richmond Detachment Distracted Drivers Statistics

CPS	YTD	Deployments	Number of Letters Sent
City Center	May to October	46	240
South Arm	January to October	49	375
Year to Date Totals		95	615

¹ SAR equipment available just in October

Volunteer Bike Patrols

The main objective of the Volunteer Bike Patrol is to observe and report suspicious activity, abandoned houses, grow operations, graffiti and distracted drivers.

CPS	YTD	Deployments	Hours
City Center	January to October	46	749

Volunteer Foot Patrols

CPS	YTD	Deployments	Hours
City Center	Opened May 22 to October	22	172

Business Watch Program

The new Volunteer Business Watch program was launched on July 12 at the City Centre Community Police Station. Volunteers go door-to-door to businesses delivering Crime Prevention information packages which include a Business Watch newsletter and brochure. Volunteers offer to install a height strip for the business and ask the business for their email address. The business email addresses are added to the Commercial Break and Enter Email Alert distribution groups and receive an email should a commercial break and enter occur in their neighbourhood.

Month	Deployments	Number of Businesses Visited	Hours
Started July 12th	10	207	44
August	2	28	9
September	6	69	40
October	4	36	18
Total	22	340	111

Road Safety Unit

Richmond Detachment Traffic Statistics

Name	Act	Example	Aug	Sept	Oct
Violation Tickets	Provincial Act Offences	Speeding	1,169	1,300	956
Notice & Orders	Equipment Violations	Broken Tail-light	498	454	423
Driving Suspensions	Motor Vehicle Act	24 hour driving prohibition for alcohol or drugs	50	44	50
Parking Offences	Municipal Bylaw	On or off the street Municipal parking offences	14	26	41
MTI's	Municipal Ticket Information	Any other Municipal Bylaw offence	4	2	5

Victim Services

In October, Richmond RCMP Victim Services provided services to 42 new clients in addition to having an active caseload of 156 ongoing files. During this period, Victim Services attended to 13 crime and trauma scenes. Robberies, assaults, family dysfunction and sudden deaths dominated the calls for service. Two of the sudden death cases involved the death of young adults as a result of alleged chronic substance abuse. Victim Services has been fortunate to find some commercially printed children's books which are very useful in supporting children in these instances.

Victim Services has been working closely with Crown to provide Victims of Crime Act (VOCA) services to those people attending the court process. This project was very active in October. Of note, Victim Services went to the Supreme Court in Vancouver for two full days to assist two families whose teen daughters died in 2010.

Noteworthy Files and Interesting Activities:

Richmond RCMP Road Hockey to Conquer Cancer Tournament

The Richmond RCMP ball hockey team may not have won the hockey tournament held on October 13 in Vancouver at Concord Pacific Place, but they did raise almost \$11,000 for the Canadian Cancer Society. The team consisted of a number of officers from the Richmond RCMP Detachment as well as their family members and friends.

Each team member was responsible for collecting donations and several fundraising events were hosted by the team in the months that lead up to the tournament. Five games of road hockey were played in the dawn to dusk event held on October 13, which saw the RCMP team finishing with two wins, two losses and a tie.

Recovered Stolen Property

On July 26, a vehicle was pulled over by a Richmond RCMP Constable for an improper turn and the subsequent search of the vehicle revealed drugs and stolen property. Part of that stolen property was a camera that belonged to a family from the USA who were vacationing in BC. At the hotel their rental car's window was smashed and the digital camera was stolen. Images on the camera allowed the constable to find, and return the camera to its rightful owners.

Cops for Cancer Bike Tour

Two Richmond RCMP Constables had the opportunity to participate in the 2012 Cops for Cancer Tour de Coast bicycle tour. This Tour included 29 riders made up of emergency services personnel from throughout the Lower Mainland. For nine straight days in September the riders rode approximately 850 kilometres throughout the Lower Mainland, the Sunshine Coast and the Sea to Sky Corridor in order to raise money for pediatric cancer and Camp Goodtimes.

Prior to the tour, all of the riders had the opportunity to attend Camp Goodtimes in Maple Ridge, which is a summer camp supported by the Canadian Cancer Society. This camp caters to children that have been affected by cancer and their families. Due to the fundraising of the Cops for Cancer Tours, all of the children attending this camp attend free of charge. Through talking to the youth at the camp, the resounding message was that Camp Goodtimes is the best place on earth and was the only place where they could go that everyone understood what they were going through and they could simply be a kid again.

While on tour the emergency service personnel attended various schools, businesses and charity events where they were treated very well with onlookers cheering the cyclists on, and thanking them for all the good work that was being done. At almost every stop the cyclists would meet a cancer survivor, someone battling cancer, or somebody with a story to tell.

By the end of the tour, the 2012 Cops for Cancer Tour de Coast had raised over a quarter of a million dollars and was one of the best experiences of the Richmond RCMP Constables' lives. Being given the opportunity to see where the money that they raised was going and how it had changed the lives of these kids was amazing and these constables hope to be given the opportunity to participate in this event again.

Crime Statistics

Crime Stats – see Appendix “A”.


Crime Maps – see Appendix “B”

Financial Impact

There is no financial impact associated with this report.

Conclusion

The Officer in Charge, Richmond Detachment continues to ensure Richmond remains a safe and desirable community. The OIC will continue to provide monthly updates, which reflect the level of safety in Richmond.



Lainie Goddard
Manager, RCMP Administration
(604) 207-4767

RICHMOND RCMP

FALL 2012

CRIME PREVENTION

WORKING TOGETHER TO PREVENT CRIME

NEWSLETTER



Commonly Stolen Items

The above photo shows items stolen from a Richmond home. Some of these items will go unclaimed as they are not engraved with the owners BCDL# (BC drivers licence number). Protect your property, engrave your possessions. You can borrow an engraver from one of the three Community Police Stations. Also record the make, model and serial number of your electronics. If your home is broken into, having your possessions engraved and the recorded information available may help to recover your stolen goods.

Home Security Tips

Doors:

Install a deadbolt with a 1 inch throw (the part that extends into the door frame) on all exterior doors.


Install a door reinforcer (a U-shaped metal sleeve that fits under the door handle and deadbolt) for additional support.



Sliding Glass Doors:

If your sliding door opens on the inside of the frame, install a wooden stick in the bottom of the frame to prevent prying.

If your sliding door opens on the outside of the frame, install a patio locking bar (available at all home improvement stores) at waist level to prevent prying.



Be a Safe Pedestrian

Be visible

- Reflective armbands help pedestrians be seen at night.
- Wear reflective armbands on your arm, handbag or backpack to increase your visibility out in the dark.

Pedestrian Safety Tips

- Remove your headphones: don't use your cell phone or other electronics when crossing the street. Focus your full attention on what's happening around you.
- Make eye contact with drivers. Never assume the driver can see you.
- Always be cautious and pay attention to traffic. Drivers may not always stop or obey traffic signals.
- Dress to be seen: wear bright or light coloured clothing. In bad weather or in the dark, wear reflective clothing.

Street Crossing Safety Tips

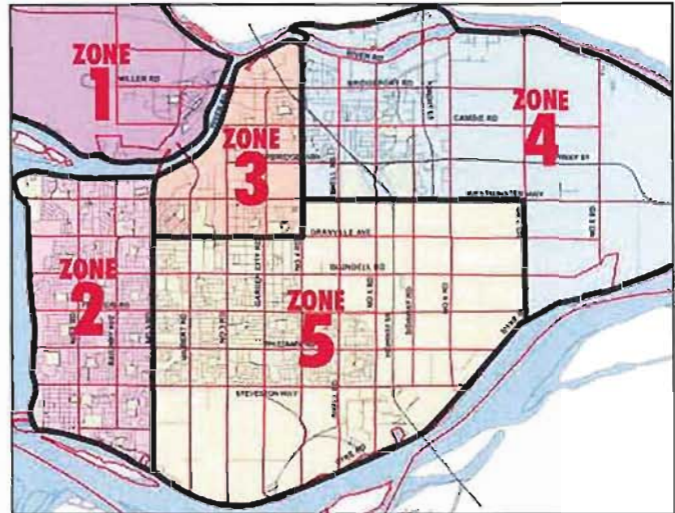
- Look in all directions before crossing the street.
- Check vehicles have stopped before you step off the curb.
- Use crosswalks wherever possible. Do not cross on the "do not walk" signal.

Please visit a Community Police Station for a free reflective armband (while supplies last).

Richmond Residential Break and Enters July–September 2009, 2010, 2011 and 2012

	Zone 1	Zone 2	Zone 3	Zone 4	Zone 5
July 2009	1	9	7	2	11
July 2010	0	19	1	1	24
July 2011	0	11	10	8	18
Jul 2012	0	14	4	2	22
Aug. 2009	0	10	10	2	15
Aug. 2010	0	11	5	4	21
Aug. 2011	0	7	12	5	10
Aug. 2012	0	12	4	2	24
Sept. 2009	0	11	10	3	10
Sept. 2010	0	9	7	6	16
Sept. 2011	0	7	2	1	9
Sept. 2012	0	10	4	3	13

Zone Map



The map outlines the five zones in Richmond. The chart to the left provides details on the number of Residential B&Es that have occurred in each zone.

After a Break and Enter, if your residence/business has been broken into, do not touch anything. If a suspect is present, call 9-1-1. If no suspect is present, call the Police non-emergency number at 604-278-1212. You will be asked for a description and the serial numbers of any stolen items.

Point of Entry Breakdown (Sept. 2012)

- Zone 1** 0 Residential B&E
- Zone 2** 10 Residential B&E including: 2 unlocked doors / 7 doors pried open / 1 thru a window
- Zone 3** 4 Residential B&E including: 1 unlocked door / 3 thru a window
- Zone 4** 3 Residential B&E, all 3 were thru a window
- Zone 5** 13 Residential B&E including: 2 thru unlocked door / 4 door pried open / 2 thru unlocked windows / 2 thru windows / 1 thru unlocked patio doors & 2 thru unknown points of entry

Please visit www.richmond.ca/crime for neighbourhood crime information and www.richmond.ca/homesafety for home security tips.

Email Break & Enter Alerts



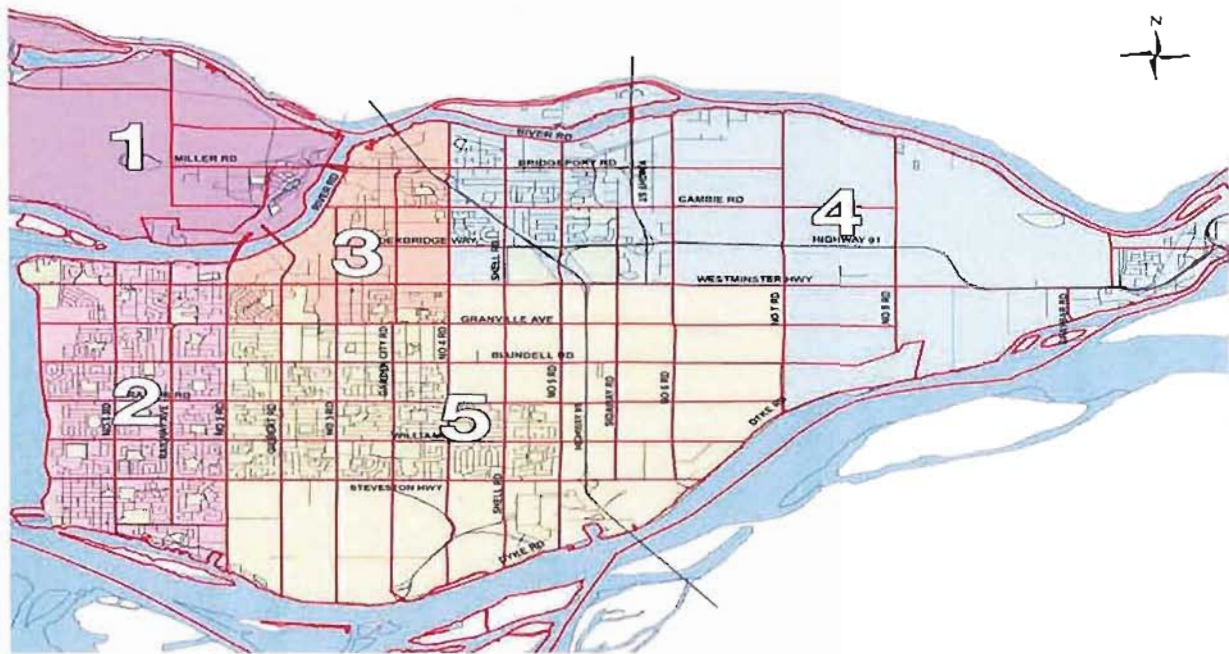
Email your name and street address to: blackwatch@richmond.ca to receive an email alert should a residential break and enter occur in your neighbourhood.





**Richmond RCMP Crime Prevention Unit
Business Watch Newsletter (3rd Quarter 2012)**

Commercial Break and Enters: July, August and September: 2010, 2011 and 2012



The map above outlines the five zones in Richmond.
The chart below provides details on the number of Commercial B&Es that have occurred in each zone:

Zone	July 2010	July 2011	July 2012	Aug 2010	Aug 2011	Aug 2012	Sept 2010	Sept 2011	Sept 2012
1	1	1	0	1	0	0	1	0	1
2	3	2	4	3	1	3	1	2	0
3	12	11	12	13	14	15	18	12	18
4	15	7	19	13	6	16	15	5	17
5	1	4	8	4	3	8	5	3	1

Point of Entry Breakdown (September, 2012):

Zone 1	1 Commercial Break and Enter where the padlock was cut
Zone 2	0 Commercial Break and Enters
Zone 3	18 Commercial Break and Enters including: 12 doors pried open / 1 window smashed/pried / 1 fence bypassed
Zone 4	17 Commercial Break and Enters including: 7 doors pried open / 4 window smashed/pried / 6 fences bypassed
Zone 5	1 Commercial Break and Enter where the padlock was cut

For information on how to improve the security of your business, please visit: www.richmond.ca/businesswatch

Report all suspicious and criminal activity to the Police. If a suspect is present, call 9-1-1.

If no suspect is present, call the Police non-emergency number at 604-278-1212.

To receive email alerts of neighbourhood commercial break and enters,
register your business name and street address at:
RCMP_Business_Watch@richmond.ca



OCTOBER 2012 STATISTICS

This chart identifies the monthly totals for all founded Criminal Code offences, excluding Traffic Criminal Code. Based on Uniform Crime Reporting (UCR) scoring, there are three categories: (1) Violent Crime, (2) Property Crime, and (3) Other Criminal Code. Within each category, particular offences are highlighted in this chart. In addition, monthly totals for Controlled Drugs and Substances Act (CDSA) offences are included.

The Average Range data is based on activity in a single month over the past 5 years. If the current monthly total for an offence is above average, it will be noted in **red**, while below-average numbers will be noted in blue.

Year-to-Date percentage increases of more than 10% are marked in **red**, while decreases of more than 10% are blue. Please note that percentage changes are inflated in categories with small numbers (e.g.: Sexual Offences).

	CURRENT MONTH	5-YR AVERAGE RANGE	YEAR-TO-DATE TOTALS			
	Oct-12	October	2011 YTD	2012 YTD	% Change	Change In # of Offences
VIOLENT CRIME (UCR 1000-Series Offences)	119	134-151	1304	1117	-14.3%	-187
<i>Robbery</i>	9	8-17	110	118	7.3%	8
<i>Assault</i>	38	40-55	461	394	-14.5%	-67
<i>Assault w/ Weapon</i>	10	10-18	128	108	-15.6%	-20
<i>Sexual Offences</i>	2	3-5	65	49	-24.6%	-16
PROPERTY CRIME (UCR 2000-Series Offences)	796	603-915	6395	6411	0.3%	16
<i>Business B&E</i>	51	44-61	311	386	24.1%	75
<i>Residential B&E</i>	65	40-73	586	536	-8.5%	-50
<i>MV Theft</i>	34	27-57	264	231	-12.5%	-33
<i>Theft From MV</i>	252	134-271	1607	1715	6.7%	108
<i>Theft</i>	143	87-139	1146	1232	7.5%	86
<i>Shoplifting</i>	62	40-65	596	607	1.8%	11
<i>Metal Theft</i>	1	2-18	35	19	-45.7%	-16
<i>Fraud</i>	40	43-62	473	415	-12.3%	-58
OTHER CRIMINAL CODE (UCR 3000-Series Offences)	176	167-214	1937	2039	5.3%	102
<i>Arson - Property</i>	3	9-12	56	36	-35.7%	-20
SUBTOTAL (UCR 1000- to 3000-Series)	1091	929-1256	9636	9567	-0.7%	-69
DRUGS (UCR 4000-Series Offences)	70	96-122	931	760	-18.4%	-171

Prepared by Richmond RCMP.

Data collected from PRIME on 2012-11-14. Published 2012-11-14.

This data is operational and subject to change. This document is not to be copied, reproduced, used in whole or part or disseminated to any other person or agency without the consent of the originator(s).

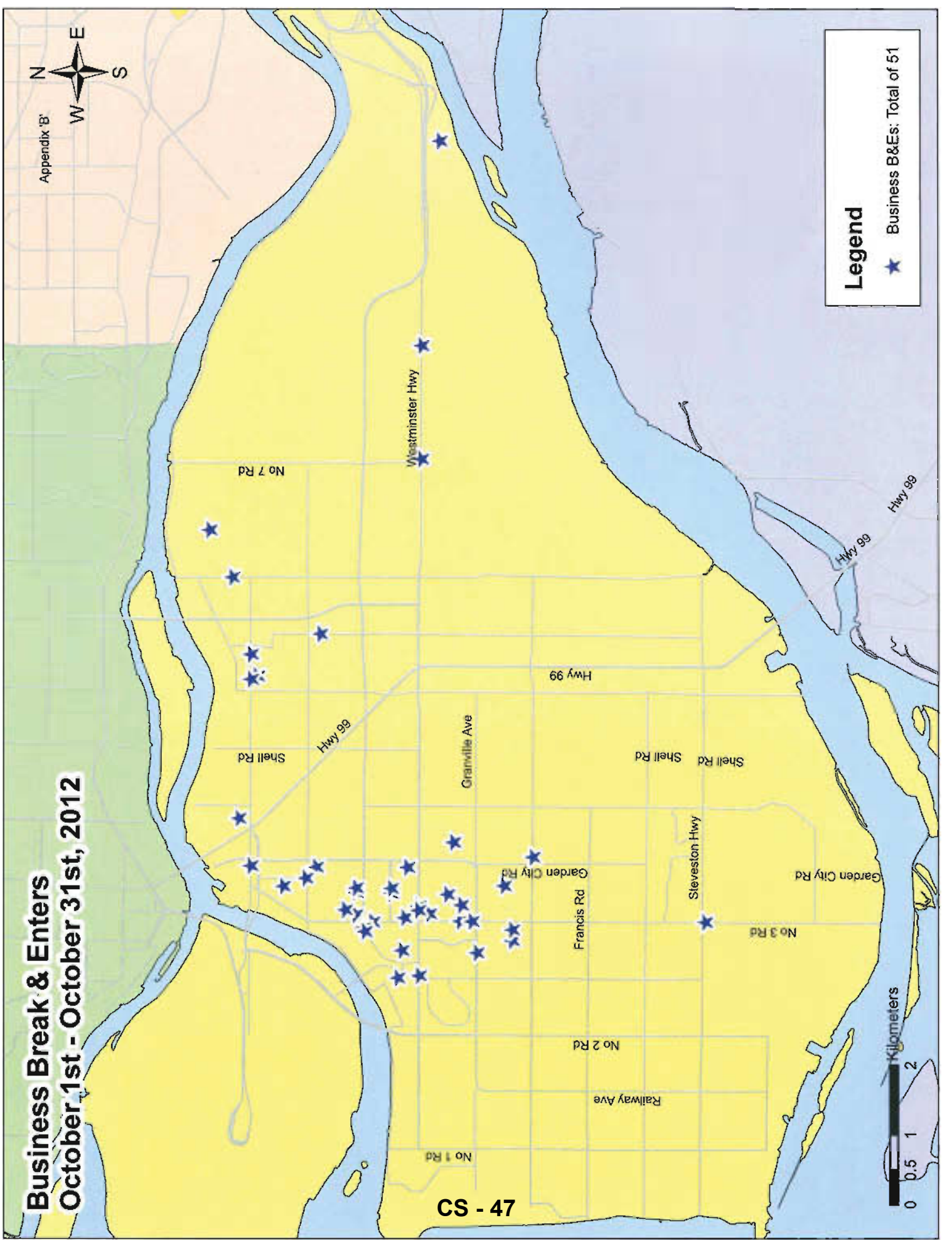
Business Break & Enters October 1st - October 31st, 2012

CS - 47



Legend

- ★ Business B&Es: Total of 51



Residential Break & Enters October 1st - October 31st, 2012

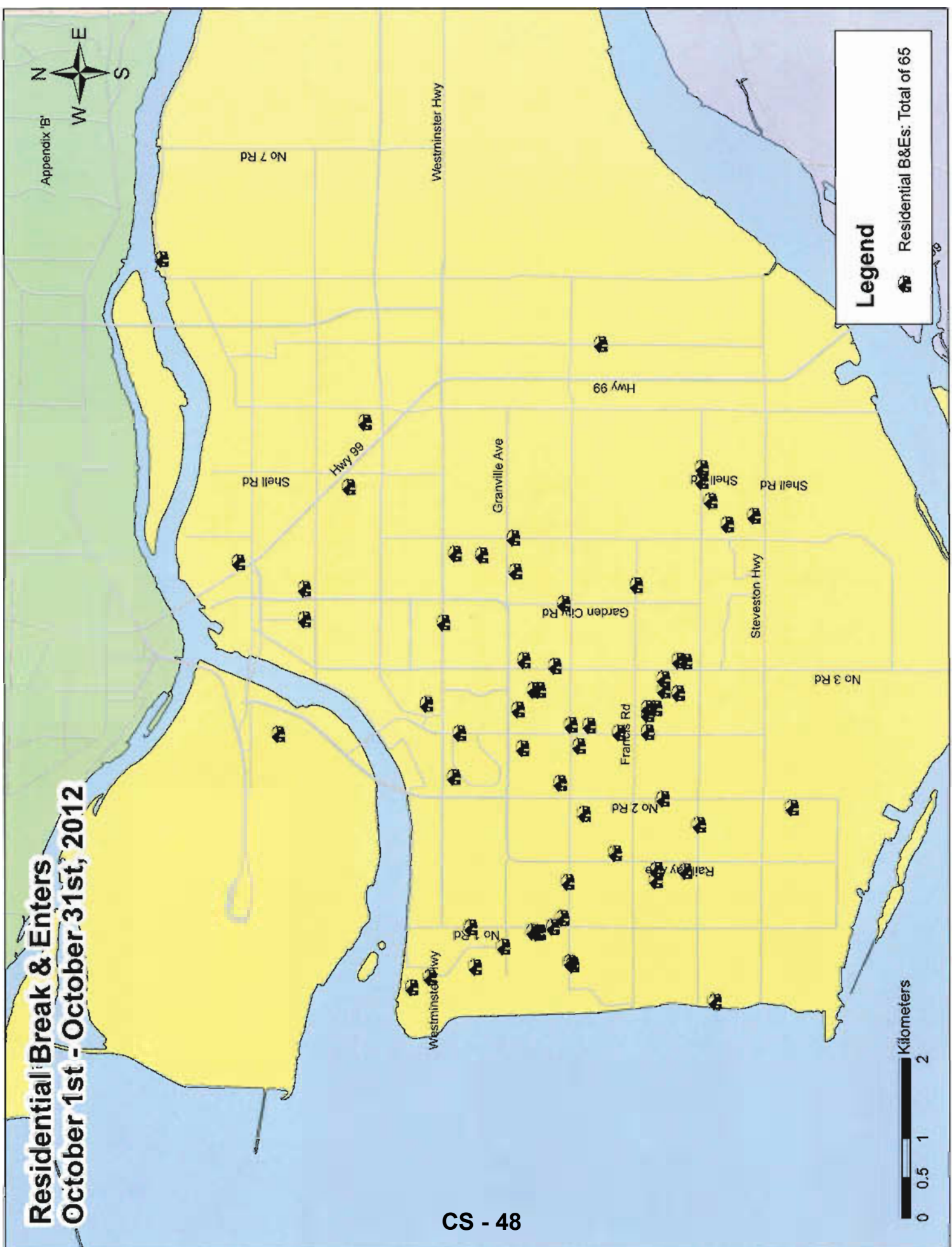


Appendix 'B'

CS - 48

Legend

- Residential B&Es. Total of 65




Auto Theft October 1st - October 31st, 2012

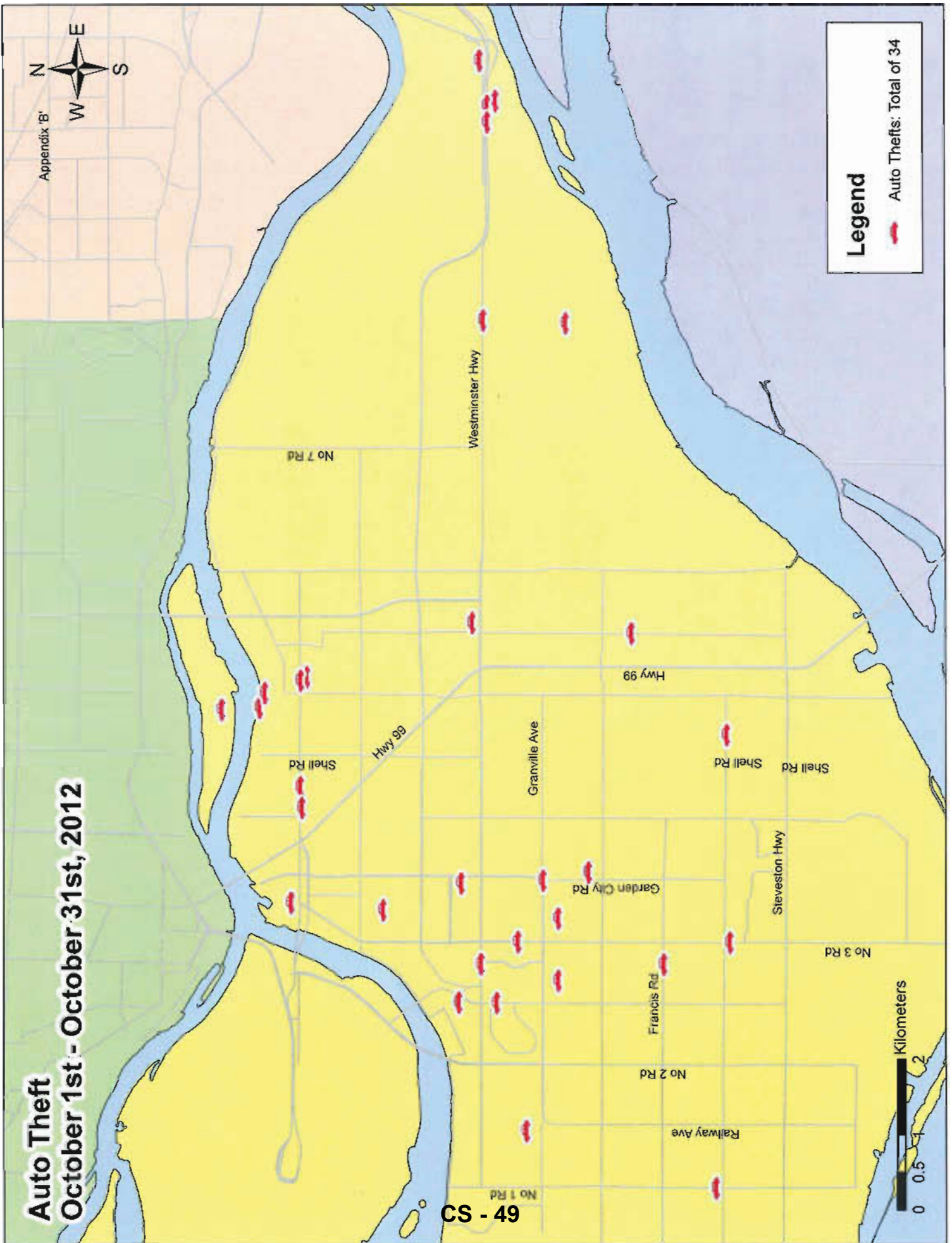
CS - 49



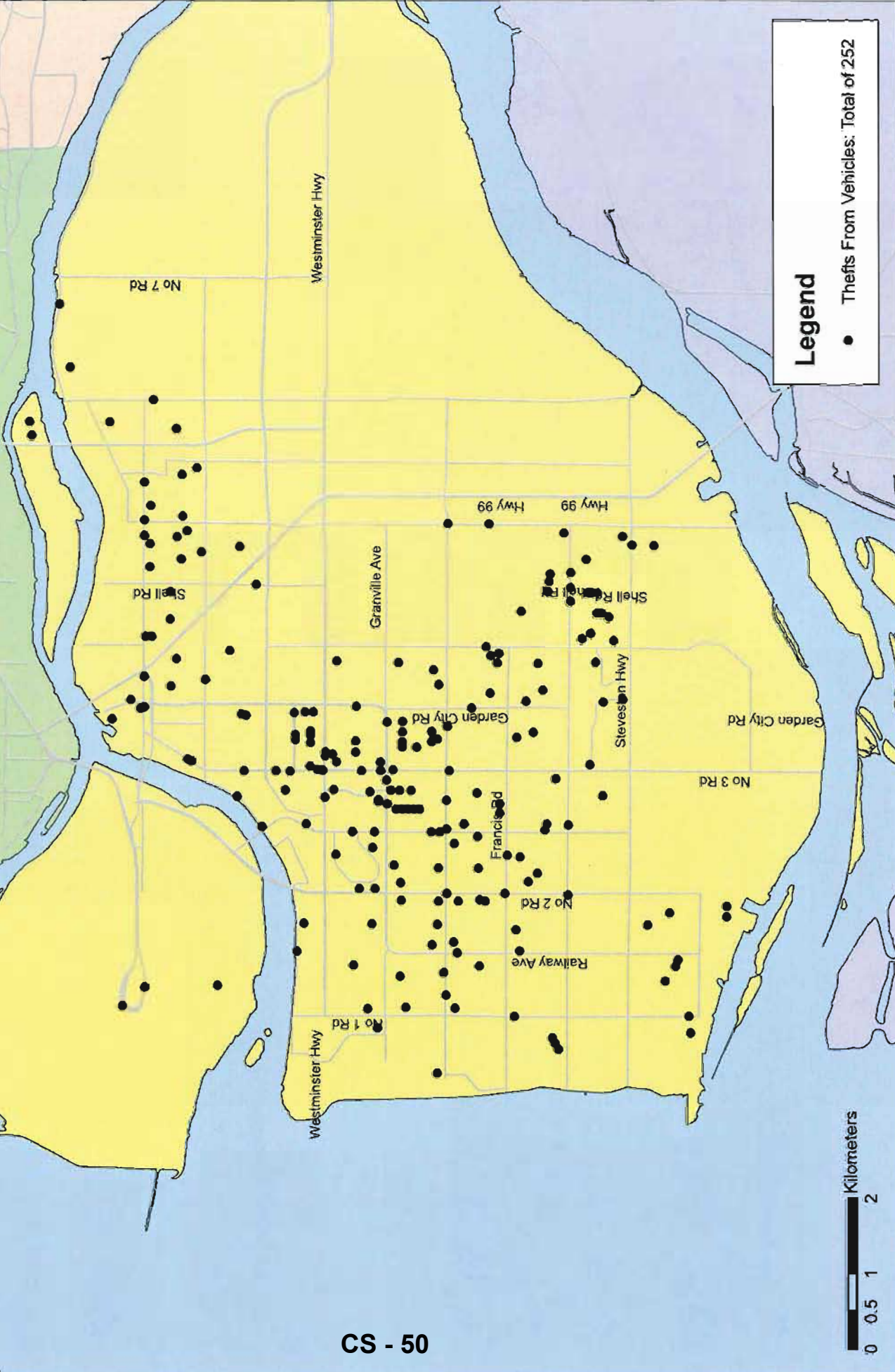
Appendix 'B'

Legend

-  Auto Thefts: Total of 34



Thefts From Vehicles October 1st - October 31st, 2012



Legend

- Thefts From Vehicles: Total of 252

