



City of Richmond

Report to Committee

To CS-Oct 10 2012

To: Community Safety Committee

Date: October 1, 2012

From: Rendall Nasset
Officer In Charge, Richmond RCMP Detachment

File: 09-5000-01/2010-Vol
01
(12.27)

Re: RCMP's Monthly Report – August 2012 Activities

Staff Recommendation

That the report titled "RCMP's Monthly Report – August 2012 Activities" (dated October 1, 2012, from the OIC RCMP) be received for information.

(Rendall Nasset) Superintendent
Officer in Charge, Richmond RCMP Detachment
(604-278-1212)

REPORT CONCURRENCE	
CONCURRENCE OF GENERAL MANAGER	
REVIEWED BY SMT SUBCOMMITTEE	INITIALS:
REVIEWED BY CAO	INITIALS:

Origin

At the request of the Community Safety Committee, the Officer in Charge (OIC) will keep Council informed on matters pertaining to policing in the community of Richmond.

Council's Term Goals for 2011-2014 identify Community Safety as a high priority and to ensure public safety services, service delivery models and resources are effectively targeted to the City's specific needs and priorities.

Analysis

Below is the RCMP's Monthly Report – August 2012 Activities.

Noteworthy Files:

RCMP Officer Struck by Car

On August 4 at approximately 2 a.m. an officer with Richmond's Road Safety Unit was conducting a traffic stop at Westminster Highway and No 5 Road when he was struck by an oncoming vehicle. The officer had just returned to his patrol car and had taken a seat when his car was struck from behind. The officer was propelled into the steering wheel and dash of his car but was able to report the collision and request that Emergency Health services attend. Upon their arrival the officer was transported to the Vancouver General Hospital for examination.

Two officers in a second patrol car were assisting with the traffic stop and were almost struck as well. These officers quickly jumped into their car to apprehend the suspect vehicle which fled the scene. The vehicle was pulled over moments later and the driver, a 28 year old male from Vancouver, was arrested for impaired driving.

Investigators are forwarding charges of Impaired Driving and Exceed .08 to Crown for approval. The driver involved was released from custody with a court date of November 13, 2012.

Richmond Man Dies

On August 14, 2012 at 12:35 a.m. the Richmond RCMP responded to a 911 call in the 8700 block of Ackroyd Road to assist BC Ambulance Service with an injured male. At the scene, officers located an unresponsive male who appeared to be suffering from wounds consistent with an edged weapon. Richmond Fire Rescue and BC Ambulance Service also attended the location and attempts to revive the victim were unsuccessful. The victim, a 38 year old Richmond resident, was pronounced deceased at the scene.

Although the cause of death will have to be confirmed through an autopsy it appears the male met with foul play and the Integrated Homicide Investigation Team (IHIT) took conduct of the investigation. A 35 year old female, believed to be the victim's wife, was arrested.

Cyclist Dies After Sustaining Head Injuries From Fall

A 63 year old male from Richmond passed away after falling off his bicycle and hitting his head while riding with his two children. On August 15, at around 2 p.m. Richmond RCMP attended the pedestrian overpass that crosses highway 91 near Gates Avenue for a report of an injured cyclist. An off-duty nurse residing in the area noticed that the cyclist had fallen and directed her family to call 9-1-1 while she attended to offer her assistance.

When police arrived on scene BC Ambulance Services and Richmond Fire Rescue were already attending to the cyclist’s injuries. It was determined that the cyclist had lost control of his bicycle while riding on the overpass and struck his head on the ground. He was not wearing a helmet at the time.

Richmond RCMP released a news release extending condolences to the family and thanking the nurse for her assistance and dedication to helping others. The release also reminded the public that this tragic event may have been prevented if a helmet had been worn.

Auxiliary Constables

Time Period	Community Policing Hours	Training and Administrative Hours	Patrol Ride-Along Hours	Total Hours
January to August	2,754	1,579	662	4,995

Summary of Auxiliary Constable Duties for August

Auxiliary Constables have focused on providing a Community Policing presence at various events:

- Boat safety checks at the McDonald Beach ramp for the Vancouver Fireworks
- Steveston Dragon Boat Festival
- Terra Nova “Learn to Camp” Event

Auxiliary Constables participated in the following events and activities:

- Pleasure Craft Safety Inspections
- Pedestrian Safety Campaign
- Speed Watch Program
- Kubota, ATV and Foot Patrols in various areas including Steveston Village, Dykes, Trails and Sea Island
- Marine Patrols on the *Fraser Guardian*
- YVR Foot Patrols

Additional Auxiliary Constable duties in August included assisting regular members with Traffic and General Duty shifts primarily on Friday and Saturday nights.

The Detachment hosted a Pleasure Craft Safety Inspection Course for Auxiliary Constables and Regular Members. This training was provided by Transport Canada and enhanced the skills of the police officers when out on the water or participating in Coastal Watch activities. There are now 24 Auxiliary Constables that are certified to provide Pleasure Craft Safety Inspections on behalf of Transport Canada.

Recruiting

Recruiting has begun for the next Troop of Auxiliary Constables. In August, information sessions were held at City Hall and resulted in 101 application packages being given to interested citizens. The next two months will be spent interviewing, screening, and selecting the 25 candidates that will begin training in early 2013.

Community Policing

Block Watch

307 Break and enter email alerts and letters were sent out to Richmond residences and businesses with information about neighbourhood break and enters. This included tips to educate home and business owners on crime prevention techniques to help prevent future break and enters. In August, the trends included large appliances being stolen from houses and “warm weather break ins”. Residents were asked to call the police if they see any large moving vans in their neighbours’ driveway and reminded to lock their windows and doors. Richmond residents and businesses are encouraged to register their email addresses at www.richmond.ca/blockwatch to receive email alerts about future break and enters.

City Center Community Police Office

Stolen Auto Recovery and Lock Out Auto Crime Statistics for August 2012

Month	# Of Stolen Auto Recovery and Lock out Auto Crime Deployments	Vehicles Viewed For Signs Of Auto Crime Only	Vehicles Scanned Through Stolen Auto Recovery (SAR)*¹	Vehicles Issued A Crime Prevention Notice²	Patrol And Admin Hours
May³	1	0	0	69	2
June	6	1,045	479	566	28
July	8	1,358	1,041	317	28
August	3	993	718	275	18
Total	18	3,396	2,238	1,227	76

¹ A complete description of all categories has been previously circulated in the June 2011 Monthly Activity Report.

² Ibid

³ Palm Pilot not set up yet – waiting for new password from ICBC.

Richmond Detachment Speed Watch Statistics for August 2012

Month	# Of Speed Watch Deployments	Total Vehicles Checked	Over 10 Km/h	Admin Hours For Office Duties	Number of Warning Letters Issued
May	4	2,568	97	38	77
June	15	9,957	1,045	110	516
July	12	11,512	1,589	110	612
August	8	5,777	951	90	314
Total	39	29,814	3,682	348	1,519

Richmond Detachment Distracted Drivers Statistics for August 2012⁴

Month	Deployments	Number of Letters Sent
May	3	29
June	10	23
July	6	38
August	6	28
Total	25	118

Volunteer Bike Patrol for August 2012

The Volunteer Bike and Foot Patrols are useful tools in the deterrence of crime as their main function is to observe and report suspicious activity, abandoned houses, grow operations, graffiti and distracted drivers. To date, the total number of volunteer hours for bike and foot patrol are 599 and 96 respectively.

Business Watch Program August 2012

The new Volunteer Business Watch program was launched on July 12 at the City Centre Community Police Station. Volunteers go door-to-door to businesses delivering Crime Prevention information packages which include a Business Watch newsletter and brochure. Volunteers offer to install a height strip for the business and ask the business for their email address. The business email addresses are added to the Commercial Break and Enter Email Alert distribution groups and receive an email should a commercial break and enter occur in their neighbourhood.

Month	Deployments	Number of Businesses Visited	Hours
Started July 12th	10	207	44
August	2	28	9
Total	12	235	53

⁴ A complete description of all categories has been previously circulated in the June 2011 Monthly Activity Report.

South Arm Community Police Office**Richmond Detachment Stolen Auto Recovery and Lock Out Auto Crime Statistics for 2012**

Month	# Of Stolen Auto Recovery and Lock out Auto Crime Deployments	Vehicles Viewed For Signs Of Auto Crime Only	Vehicles Scanned Through Stolen Auto Recovery (SAR)*⁵	Vehicles Issued A Crime Prevention Notice⁶	Patrol And Admin Hours
January	10	1,991	1,219	772	46
February	11	2,002	1,283	719	49
March	24	5,524	3,361	2,163	127
April	9	2,000	1,483	517	46
May	8	1,960	1,219	741	40
June	5	215	1,040	215	22
July	9	2,902	1,666	1,236	17
August	6	2,311	1,922	389	35
Total	82	18,905	13,193	6,752	382

Richmond Detachment Speed Watch Statistics for 2012

Month	# Of Speed Watch Deployments	Total Vehicles Checked	Over 10 Km/h	Admin Hours For Office Duties	Number of Warning Letters Issued
January	12	8,025	626	68	358
February	11	6,983	651	84	341
March	14	6,323	865	86	332
April	20	8,785	902	150	551
May	4	2,568	97	44	109
June	5	1,606	192	28	198
July⁷	0	0	0	0	0
August	4	1,569	499	40	144
Total	70	35,859	3,832	500	2,033

⁵ Ibid.⁶ Ibid⁷ There were no deployments in July due to summer vacations.

Richmond Detachment Distracted Drivers Statistics for 2012⁸

Month	Deployments	Number of Letters Sent
January	9	66
February	6	88
March	4	12
April	12	96
May ⁹	0	0
June	2	54
July	2	23
August ¹⁰	0	0
Total	35	339

Steveston Community Police Office

A letter of thanks to the Steveston Community Police Office was published on August 17 in the Richmond News. A visitor to Richmond left her backpack on a bench while in a rush to board the bus at Moncton and No. 2 Road. She did not notice that she did not have her backpack until she reached Waterfront Station in Vancouver. All of her attempts to find the backpack and its contents were unsuccessful. The person who found the backpack turned it in to Steveston Community Police Office. Although there was no identification in the bag, they were able to track the owner down and return the bag. She was so grateful to the Steveston Police Office that she will be making a donation to the Steveston Community Centre in honour of the spirit of community that she had enjoyed while visiting.

Richmond Detachment Stolen Auto Recovery and Lock Out Auto Crime Statistics for 2012

Month	# Of Stolen Auto Recovery and Lock out Auto Crime Deployments	Vehicles Viewed For Signs Of Auto Crime Only	Vehicles Issued A Crime Prevention Notice ¹¹	Patrol And Admin Hours
January	5	1,835	314	30
February	11	3,000	113	50
March	24	3,856	586	94
April	14	2,471	447	68
May	16	3,805	572	76
June	15	3,671	605	72
July	15	2,782	439	64
August	22	4,053	513	80
Total	122	25,473	3,589	534

⁸ Ibid.

⁹ Due to the move of the City Centre CPO there were no Distracted Driver deployments.

¹⁰ Volunteers not available for deployments due to scheduling conflicts.

¹¹ Ibid

Richmond Detachment Speed Watch Statistics for 2012

Month	# Of Speed Watch Deployments	Total Vehicles Checked	Over 10 Km/h	Admin Hours For Office Duties	Number of Warning Letters Issued
January	5	3,327	2,627	40	87
February	7	4,330	3,000	42	113
March	5	3,534	2,545	20	77
April ¹²	0	0	0	0	0
May	6	3,628	2,582	30	103
June	4	1,888	806	33	60
July	8	7,031	3,562	63	209
August	5	3,632	2,397	30	154
Total	40	27,370	17,519	258	803

Road Safety Unit

Richmond Detachment Traffic Statistics

Name	Act	Example	June	July	Aug
Violation Tickets	Provincial Act Offences	Speeding	1,095	1,129	1,169
Notice & Orders	Equipment Violations	Broken Tail-light	570	532	498
Driving Suspensions	Motor Vehicle Act	24 hour driving prohibition for alcohol or drugs	21	41	50
Parking Offences	Municipal Bylaw	On or off the street Municipal parking offences	13	5	14
MTI's	Municipal Ticket Information	Any other Municipal Bylaw offence	0	3	4

Victim Services

In August of 2012, Victim Services provided support to 52 new clients in addition to an active caseload of 144 ongoing files. Victim Services assisted 11 crime and trauma scenes over this time period. Medical related sudden deaths, robberies and trauma scenes dominated the calls for service. In addition, due to the number of requests for follow up services, this month was one of the most active Augusts on record.

Victim Services has been working closer with Crown to provide Victims of Crime Act (VOCA) services to those people attending the court process. In August, the Crown referred five files for follow up.

¹² Due to inclement weather and equipment repairs there were no deployments for April.

There has been an increase in calls for police to keep the peace in landlord/tenant disputes. Most of the situations involve disputes over property damage, rent, and general disagreements in large multi bedroom houses which have been turned into informal rooming houses. Victim Services has been assisting the vulnerable by connecting them with legal advice and offering emotional support.

Crime Statistics

Crime Stats – see Appendix “A”.

Crime Maps – see Appendix “B”

Financial Impact

There is no financial impact associated with this report.

Conclusion

The Officer in Charge, Richmond Detachment continues to ensure Richmond remains a safe and desirable community. The OIC will continue to provide monthly updates, which reflect the level of safety in Richmond.

A handwritten signature in cursive script, reading "Lainie Goddard".

Lainie Goddard
Manager, RCMP Administration
(604) 207-4767



AUGUST 2012 STATISTICS

This chart identifies the monthly totals for all founded Criminal Code offences, excluding Traffic Criminal Code. Based on Uniform Crime Reporting (UCR) scoring, there are three categories: (1) Violent Crime, (2) Property Crime, and (3) Other Criminal Code. Within each category, particular offences are highlighted in this chart. In addition, monthly totals for Controlled Drugs and Substances Act (CDSA) offences are included.

The Average Range data is based on activity in a single month over the past 5 years. If the current monthly total for an offence is above average, it will be noted in **red**, while below-average numbers will be noted in blue.

Year-to-Date percentage increases of more than 10% are marked in **red**, while decreases of more than 10% are blue. Please note that percentage changes are inflated in categories with small numbers (e.g.: Sexual Offences).

	CURRENT MONTH	5-YR AVERAGE RANGE	YEAR-TO-DATE TOTALS			
	Aug-12	August	2011 YTD	2012 YTD	% Change	Change in # of Offenses
VIOLENT CRIME (UCR 1000-Series Offences)	105	135-160	1039	878	-15.5%	-161
<i>Robbery</i>	7	5-13	90	101	12.2%	11
<i>Assault</i>	36	41-68	365	319	-12.6%	-46
<i>Assault w/ Weapon</i>	11	11-17	100	83	-17.0%	-17
<i>Sexual Offences</i>	10	5-10	52	45	-13.5%	-7
PROPERTY CRIME (UCR 2000-Series Offences)	745	703-807	5274	4966	-5.8%	-308
<i>Business B&E</i>	55	30-49	247	284	15.0%	37
<i>Residential B&E</i>	53	43-59	462	426	-7.8%	-36
<i>MV Theft</i>	22	27-63	219	169	-22.8%	-50
<i>Theft From MV</i>	208	172-203	1382	1276	-7.7%	-106
<i>Theft</i>	118	93-149	914	982	7.4%	68
<i>Shoplifting</i>	72	41-76	505	478	-5.3%	-27
<i>Metal Theft</i>	2	0-22	28	18	-35.7%	-10
<i>Fraud</i>	45	42-56	388	348	-10.3%	-40
OTHER CRIMINAL CODE (UCR 3000-Series Offences)	287	217-250	1519	1661	9.3%	142
<i>Arson - Property</i>	2	2-34	44	27	-38.6%	-17
SUBTOTAL (UCR 1000- to 3000-Series)	1137	1085-1187	7832	7505	-4.2%	-327
DRUGS (UCR 4000-Series Offences)	71	84-156	754	622	-17.5%	-132

Prepared by Richmond RCMP.

Data collected from PRIME on 2012-09-09. Published 2012-09-10.

This data is operational and subject to change. This document is not to be copied, reproduced, used in whole or part or disseminated to any other person or agency without the consent of the originator(s).

Business Break & Enters August 1st - August 31st, 2012

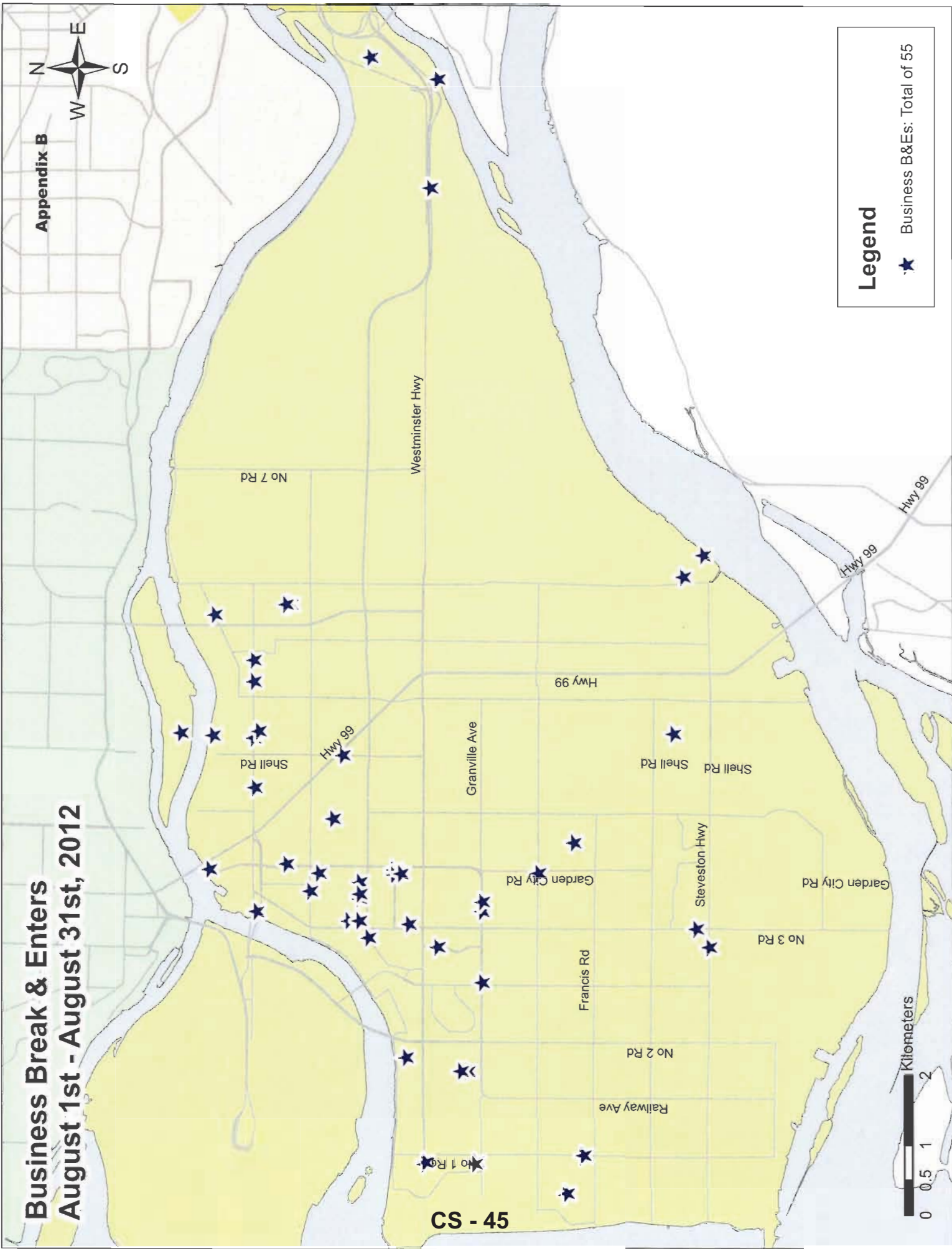
Appendix B



CS - 45

Legend

- ★ Business B&Es: Total of 55



Residential Break & Enters August 1st - August 31st, 2012

Appendix B



No 7 Rd

Westminster Hwy

Hwy 99

Granville Ave

Garden City Rd

Francis Rd

Railway Ave

No 1 Rd

Westminster Hwy

No 2 Rd

No 3 Rd

Stevens Hwy

Shell Rd

Shell Rd

Hwy 99

Garden City Rd

Legend



Residential B&Es: Total of 53



Auto Theft August 1st - August 31st, 2012

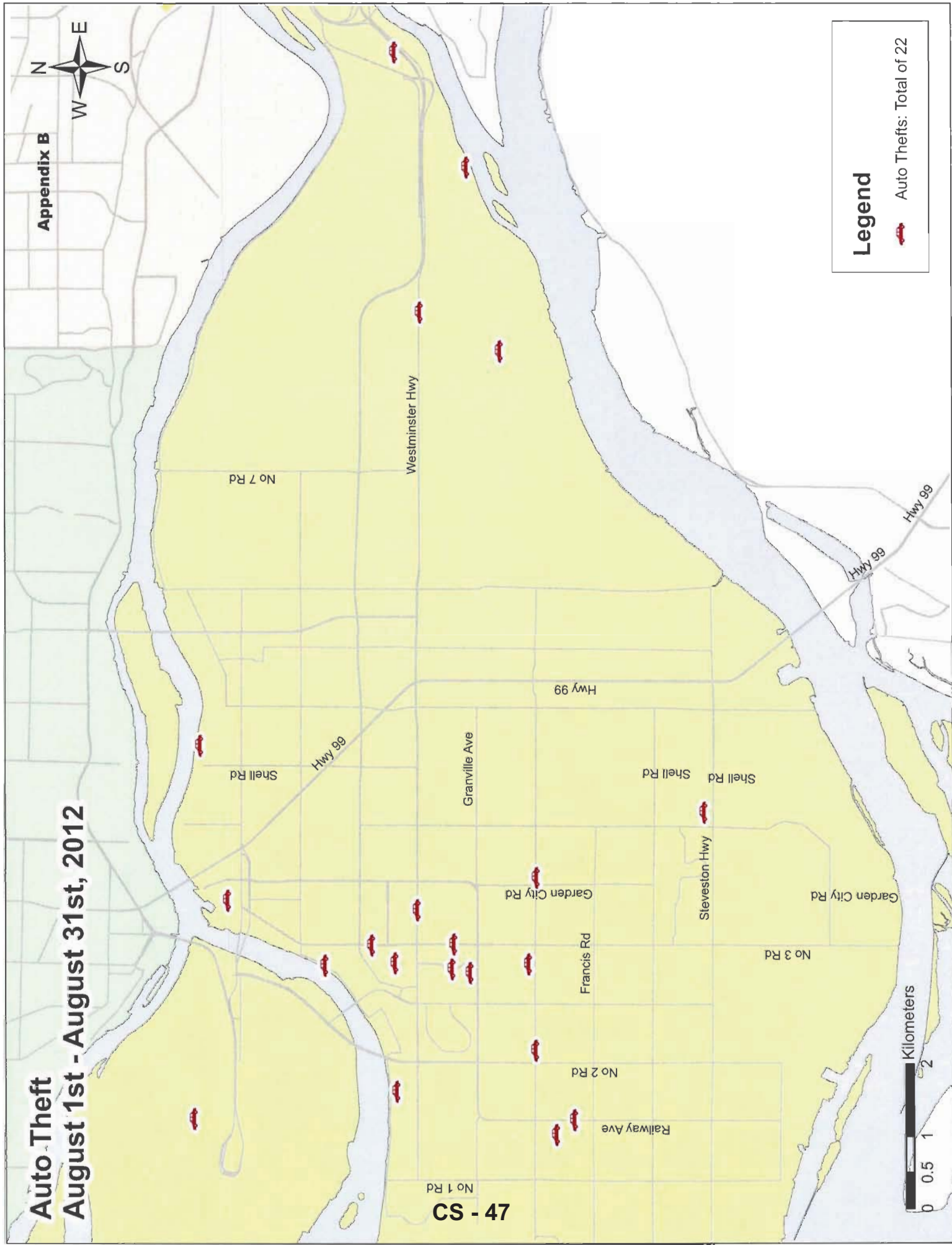
Appendix B



CS - 47

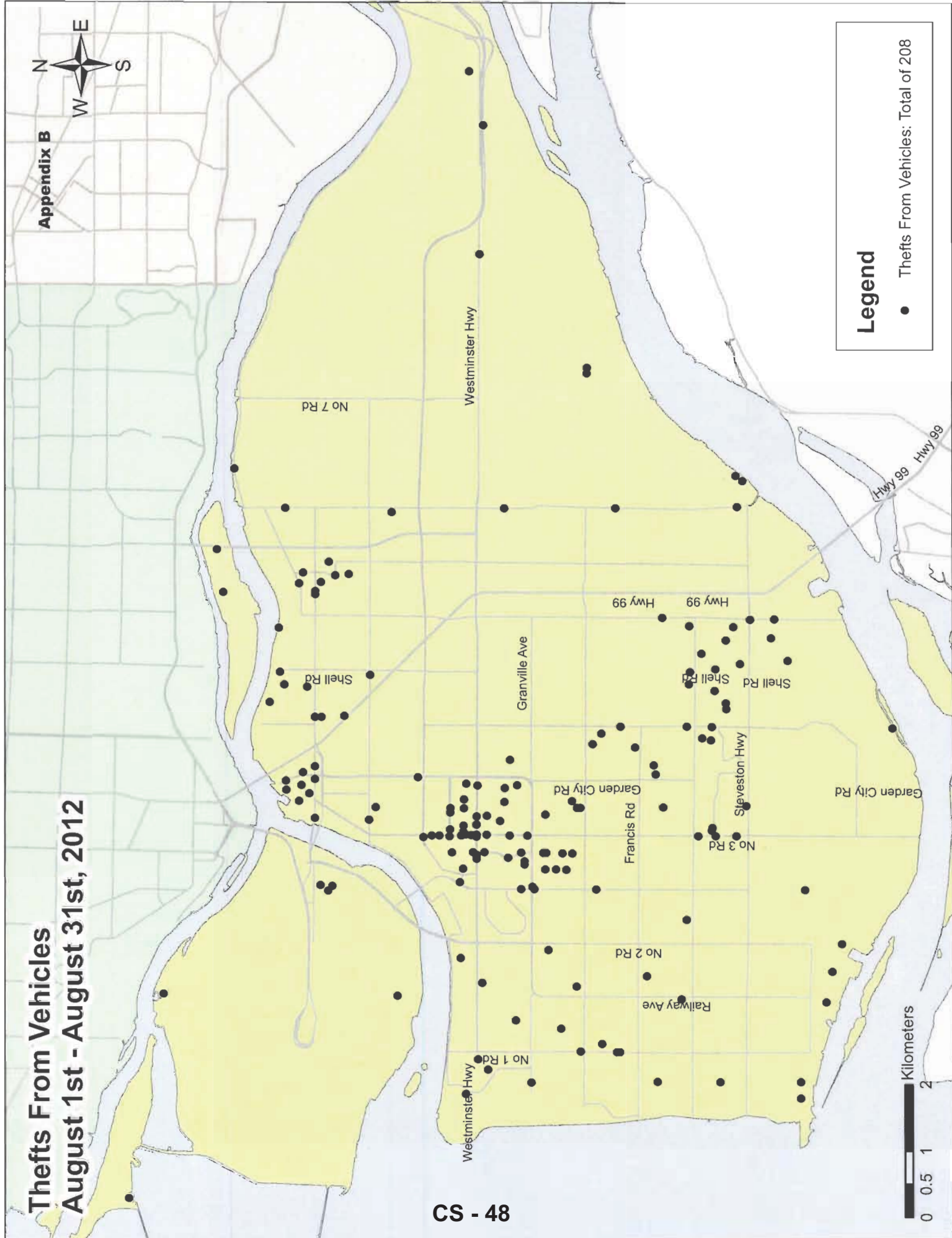
Legend

Auto Thefts: Total of 22



Thefts From Vehicles August 1st - August 31st, 2012

Appendix B



Legend

- Thefts From Vehicles: Total of 208

