



City of Richmond

Report to Committee

To: Community Safety Committee

Date: April 2, 2012

From: Rendall Nessel
Officer In Charge, Richmond RCMP Detachment

File: 09-5000-01/2010-Vol
01
(12.13)

Re: RCMP's Monthly Report – March 2012 Activities

Staff Recommendation

That the report titled "RCMP's Monthly Report – March 2012 Activities" (dated April 2, 2012, from the OIC RCMP) be received for information.

(Rendall Nessel) Superintendent
Officer in Charge, Richmond RCMP Detachment
(604-278-1212)

| | | |
|--|--|--------------------------------|
| FOR ORIGINATING DEPARTMENT USE ONLY | | |
| CONCURRENCE OF GENERAL MANAGER | | |
| <i>Rendall Nessel</i> | | |
| REVIEWED BY TAG | YES <input checked="" type="checkbox"/> <i>AE</i> | NO <input type="checkbox"/> |
| REVIEWED BY CAO Deputy | YES <input checked="" type="checkbox"/> <i>AE</i> | NO <input type="checkbox"/> |

Origin

At the request of the Community Safety Committee, the OIC will keep Council informed on matters pertaining to policing in the community and has developed a framework to provide regular reporting cycles.

Analysis

Below is the RCMP's Monthly Report – March 2012 Activities.

Noteworthy Files:

Two Pedestrians Struck Within an Hour

On March 27th the Detachment investigated two separate incidents where pedestrians were struck while crossing the street in marked crosswalks. The first incident occurred shortly after 9:00 p.m. at the intersection of Bridgeport and Sweden Way. Upon police arrival personnel from Richmond Fire Rescue were examining a 27-year-old male. Police determined that the male had been crossing the street in a marked crosswalk when a vehicle that was south bound on Sweden Way turning onto Bridgeport struck him. The driver of the vehicle apparently saw the pedestrian just prior to hitting him but failed to stop due to a combination of the wet, slippery road conditions and the pedestrian was dressed in black. The pedestrian was transported to the Richmond General Hospital for minor injuries but was released shortly after. The driver of the vehicle received a violation ticket for failing to yield to a pedestrian.

The second incident occurred just prior to 10:00 p.m. at the intersection of Minoru Boulevard and Blundell Road. A 17-year-old male had been crossing the street in a marked crosswalk when a vehicle that had just turned onto Minoru Boulevard from Blundell Road struck him. The pedestrian was treated on scene by members of the BC Ambulance Service and transported to the Richmond General Hospital for minor injuries. The driver did not see the pedestrian, who was wearing black clothing. Charges were not laid in this incident.

The Detachment sent out a news release on March 29th to remind drivers to be extra cautious in dim light and reduce speeds when traveling on wet or slippery roadways in order to increase chances of reacting and stopping. It is recommended that pedestrians wear light coloured, reflective clothing in dim light and should make eye contact with drivers to determine whether or not drivers have seen them and will stop. Pedestrians should never assume they can safely make it across the street just because they are in a marked crosswalk.

Auxiliary Constables

| Time Period | Community Policing Duties | Training and Administrative Duties | Patrol Ride-Along Duties | Total Hours |
|-------------------------|----------------------------------|---|---------------------------------|--------------------|
| January to March | 628 | 758 | 328 | 1,714 |

Summary of Auxiliary Constable Duties for March

Auxiliary Constables have focused on the following ongoing Community Policing initiatives:

- SAFE School Project
- Coastal Watch educational activities
- On Side Program
- Property Crime Reduction programs
- Foot patrols

Additional duties included assisting with:

- RCMP Recruiting Fair
- “E” Division Change of Command ceremonies
- Traffic Duty
- General Duty

Training

Auxiliary Constables continue to provide assistance for the Detachment’s Continuous Learning and Development Section by participating in scenario-based training courses for the regular members.

Upcoming Events

Expected major events in April that the Auxiliary Constables will be assisting with include:

- RCMP Youth Academy
- Grand Opening of the new Ikea Store in Richmond

Community Policing**Crime Prevention Unit****Email Alerts for March 2012**

| | Email Alerts | Letters Sent Out |
|-------------|--------------|------------------|
| Residential | 59 | 296 |
| Commercial | 15 | 11 |

Break and Enter Email Alerts and letters are sent out to Richmond residences and businesses with information about neighbourhood break and enters. This includes tips to educate home and business owners on crime prevention techniques to help prevent future break and enters. Richmond residents and businesses are encouraged to register their email addresses at www.richmond.ca/blockwatch to receive email alerts about future break and enters.

Road Safety Unit**Richmond Detachment Traffic Statistics**

| Name | Act | Example | Jan | Feb | Mar |
|---------------------|------------------------------|--|-------|-----|-------|
| Violation Tickets | Provincial Act Offences | Speeding | 1,146 | 814 | 1,821 |
| Notice & Orders | Equipment Violations | Broken Tail-light | 482 | 432 | 604 |
| Driving Suspensions | Motor Vehicle Act | 24 hour driving prohibition for alcohol or drugs | 29 | 21 | 29 |
| Parking Offences | Municipal Bylaw | On or off the street Municipal parking offences | 28 | 21 | 18 |
| MTI's | Municipal Ticket Information | Any other Municipal Bylaw offence | 0 | 0 | 1 |

South Arm Community Police Office**Richmond Detachment Stolen Auto Recovery and Lock out Auto Crime Statistics for 2012**

| Month | # Of Stolen Auto Recovery and Lock out Auto Crime Deployments | Vehicles Viewed For Signs Of Auto Crime Only | Vehicles Scanned Through Stolen Auto Recovery (SAR)* ¹ | Vehicles Issued A Crime Prevention Notice ² | Patrol And Admin Hours |
|--------------|---|--|---|--|------------------------|
| January | 10 | 1,991 | 1,219 | 772 | 46 |
| February | 11 | 2,002 | 1,283 | 719 | 49 |
| March | 24 | 5,524 | 3,361 | 2,163 | 127 |
| Total | 45 | 9,517 | 5,863 | 3,654 | 222 |

Richmond Detachment Speed Watch Statistics for 2012

| Month | # Of Speed Watch Deployments | Total Vehicles Checked | Over 10 Km/h | Admin Hours For Office Duties | Number of Warning Letters Issued |
|--------------|------------------------------|------------------------|--------------|-------------------------------|----------------------------------|
| January | 12 | 8,025 | 626 | 68 | 358 |
| February | 11 | 6,983 | 651 | 84 | 341 |
| March | 14 | 6,323 | 865 | 86 | 332 |
| Total | 37 | 2,331 | 2,142 | 238 | 1,031 |

Richmond Detachment Distracted Drivers Statistics for 2012³

| Month | Deployments | Number of Letters Sent |
|--------------|-------------|------------------------|
| January | 8 | 38 |
| February | 6 | 22 |
| March | 4 | 12 |
| Total | 18 | 72 |

¹ A complete description of all categories has been previously circulated in the June Monthly Activity Report.

² Ibid

³ A complete description of all categories has been previously circulated in the June Monthly Activity Report.

Volunteer Bike Patrol for 2012

| Month | Deployments | Hours |
|-----------------|--------------------|--------------|
| January | 4 | 150 |
| February | 3 | 90 |
| March | 2 | 12 |
| Total | 9 | 252 |

The main objective of the Volunteer Bike Patrol is to observe and report suspicious activity, abandoned houses, grow operations, graffiti and distracted drivers.

Victim Services

In March of 2012, Victim Witness Services provided support to 35 new clients in addition to an active caseload of over 127 ongoing files. Victim Services assisted 17 crime and trauma scenes over this time period. Medical related sudden deaths dominated calls for service.

Youth

The Detachment’s Youth Section taught 60 Drug Awareness Resistance Education classes. These 60 classes wrapped up the second term of DARE for the Richmond students. As part of the ‘On Track’ initiative, which is an educational program about substance abuse, two of the Youth Section members accompanied 7 Richmond High School students to the Downtown East Side of Vancouver.

Crime Statistics

Crime Stats – see Appendix “A”.

Crime Maps – see Appendix “B”

Financial Impact

There is no financial impact associated with this report.

Conclusion

The Officer in Charge, Richmond Detachment has developed a framework and will continue to provide a monthly report to the Community Safety Committee.

A handwritten signature in black ink, appearing to read "Lainie Goddard". The signature is fluid and cursive, with the first name "Lainie" written in a larger, more prominent script than the last name "Goddard".

Lainie Goddard
Manager, RCMP Administration
(604) 207-4767



MARCH 2012 STATISTICS

This chart identifies the monthly totals for all founded Criminal Code offences, excluding Traffic Criminal Code. Based on Uniform Crime Reporting (UCR) scoring, there are three categories: (1) Violent Crime, (2) Property Crime, and (3) Other Criminal Code. Within each category, particular offences are highlighted in this chart. In addition, monthly totals for Controlled Drugs and Substances Act (CDSA) offences are included.

The Average Range data is based on activity in a single month over the past 5 years. If the current monthly total for an offence is above average, it will be noted in red, while below-average numbers will be noted in blue.

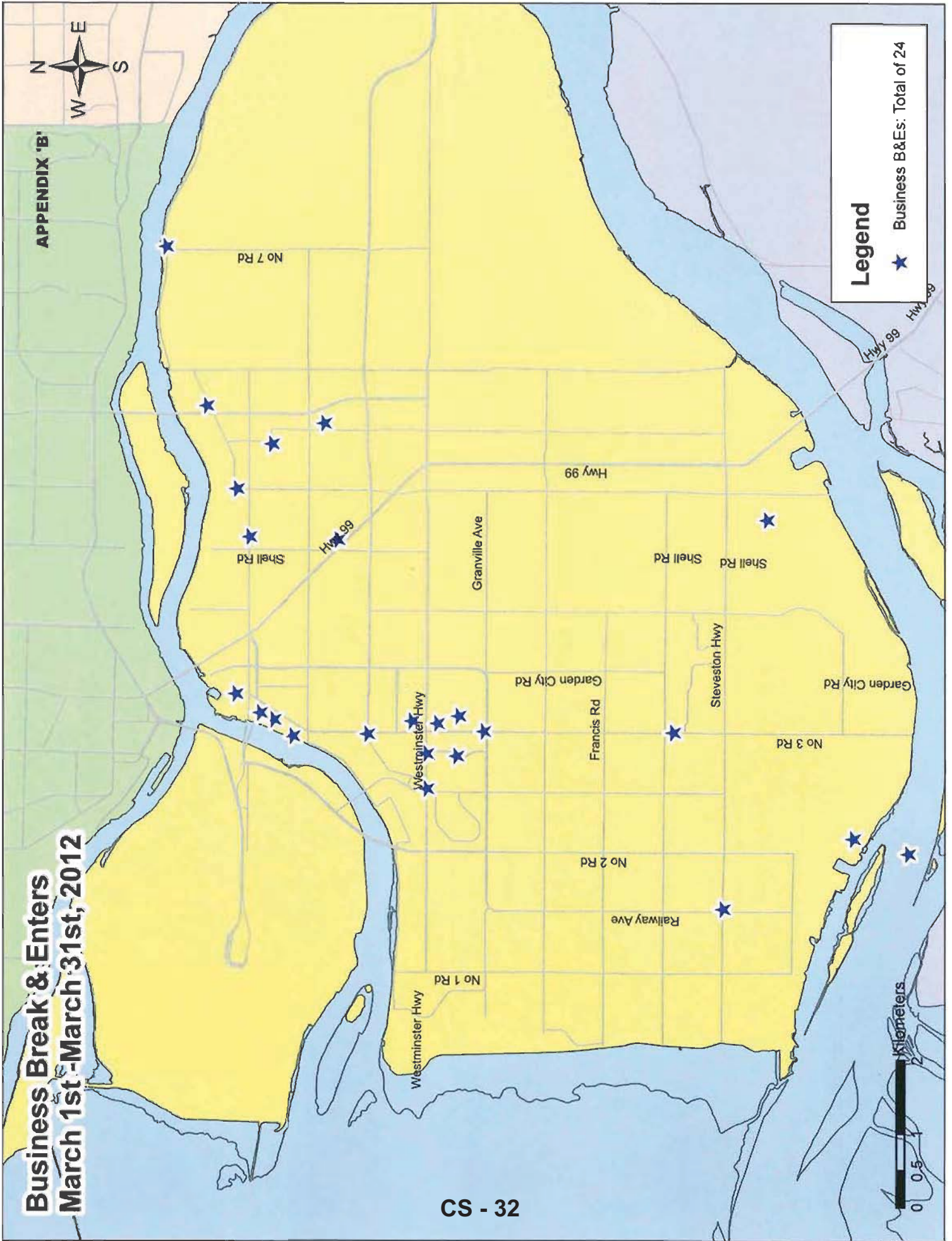
Year-to-Date percentage increases of more than 10% are marked in red, while decreases of more than 10% are blue. Please note that percentage changes are inflated in categories with small numbers (e.g.: Sexual Offences).

| | CURRENT MONTH | 5-YR AVERAGE RANGE | YEAR-TO-DATE TOTALS | | |
|--|---------------|--------------------|---------------------|-------------|---------------|
| | Mar-12 | March | 2011 YTD | 2012 YTD | % Change |
| VIOLENT CRIME (UCR 1000-Series Offences) | 96 | 129-142 | 367 | 327 | -10.9% |
| <i>Robbery</i> | 7 | 5-14 | 33 | 49 | 48.5% |
| <i>Assault</i> | 34 | 37-51 | 122 | 111 | -9.0% |
| <i>Assault w/ Weapon</i> | 7 | 10-20 | 44 | 31 | -29.5% |
| <i>Sexual Offences</i> | 6 | 3-8 | 16 | 14 | -12.5% |
| PROPERTY CRIME (UCR 2000-Series Offences) | 609 | 641-780 | 1981 | 1875 | -5.4% |
| <i>Business B&E</i> | 24 | 27-83 | 102 | 73 | -28.4% |
| <i>Residential B&E</i> | 60 | 29-65 | 230 | 185 | -19.6% |
| <i>MV Theft</i> | 24 | 35-44 | 108 | 63 | -41.7% |
| <i>Theft From MV</i> | 180 | 153-199 | 448 | 554 | 23.7% |
| <i>Theft</i> | 108 | 95-127 | 324 | 354 | 9.3% |
| <i>Shoplifting</i> | 68 | 44-86 | 203 | 183 | -9.9% |
| <i>Metal Theft</i> | 2 | 1-27 | 9 | 8 | -11.1% |
| <i>Fraud</i> | 49 | 41-68 | 161 | 128 | -20.5% |
| OTHER CRIMINAL CODE (UCR 3000-Series Offences) | 171 | 162-189 | 435 | 548 | 26.0% |
| <i>Arson - Property</i> | 1 | 3-12 | 18 | 6 | -66.7% |
| SUBTOTAL (UCR 1000- to 3000-Series) | 876 | 949-1093 | 2783 | 2750 | -1.2% |
| DRUGS (UCR 4000-Series Offences) | 88 | 76-100 | 232 | 266 | 14.7% |

Prepared by Richmond RCMP.
 Data collected from PRIME on 2012-04-16. Published 2012-04-16.
 This data is operational and subject to change. This document is not to be copied, reproduced, used in whole or part or disseminated to any other person or agency without the consent of the originator(s).

**Business Break & Enters
March 1st - March 31st, 2012**

APPENDIX 'B'



Legend

★ Business B&Es: Total of 24

Residential Break & Enters March 1st - March 31st, 2012

APPENDIX 'B'



No 7 Rd

Westminster Hwy

Hwy 99

Granville Ave

Shell Rd

Hwy 99

Shell Rd

Shell Rd

Golden City Rd

Steveston Hwy

No 3 Rd

Francis Rd

No 2 Rd

Railway Ave

No 1 Rd

Westminster Hwy

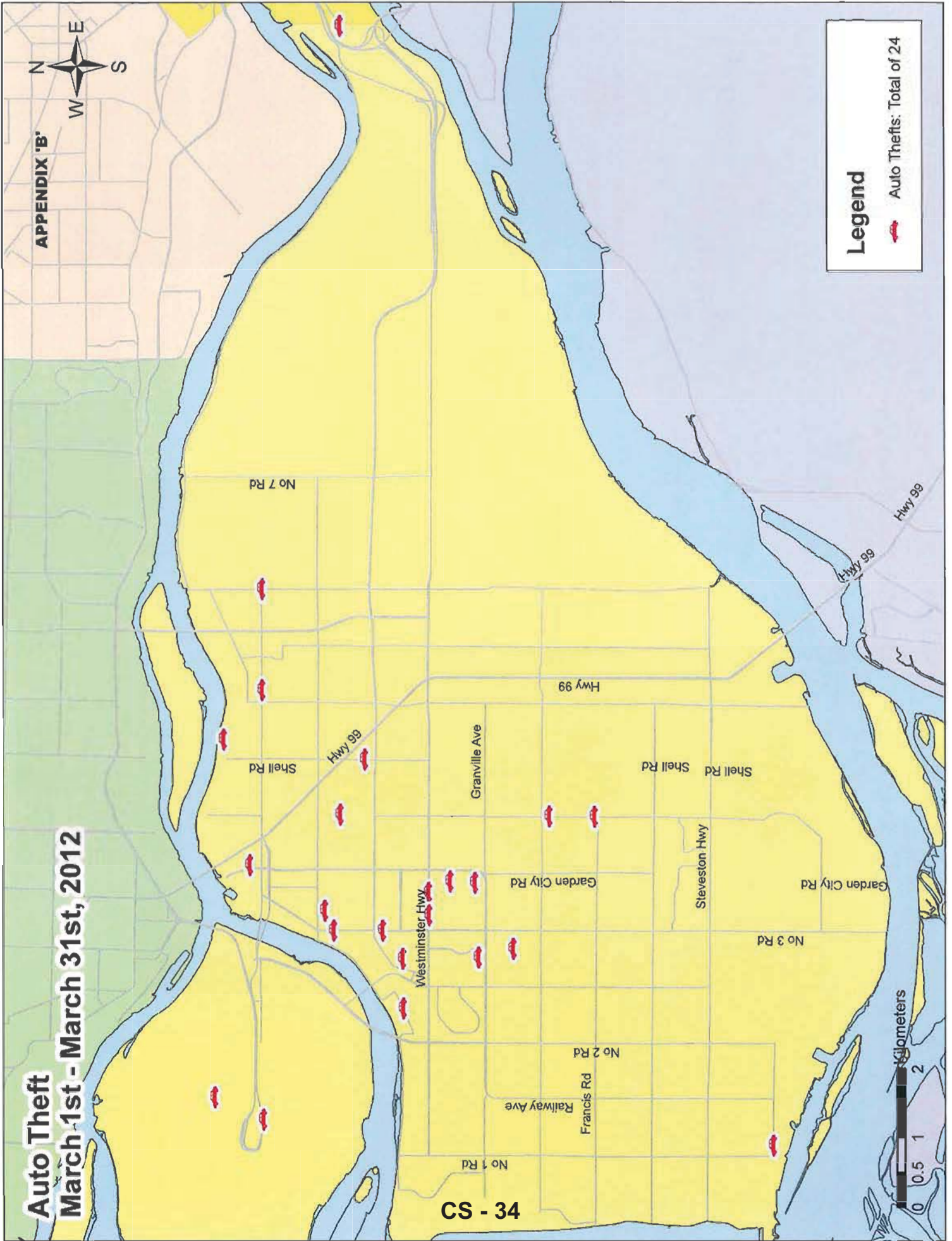
0 0.5 1 2 Kilometers

Legend

 Residential B&Es: Total of 60


**Auto Theft
March 1st - March 31st, 2012**

APPENDIX 'B'



CS - 34

Legend

 Auto Thefts: Total of 24

0 0.5 1 2
Kilometers

Thefts From Vehicles March 1st - March 31st, 2012

APPENDIX 'B'



CS - 35

Legend

- Thefts From Vehicles: Total Of 180

