







To: Community Safety Committee Date: November 12, 2012
 From: Rendall Nasset File: 09-5000-01/2010-Vol
 Officer In Charge, Richmond RCMP Detachment 01
(12.29)
 Re: RCMP's Monthly Report – September 2012 Activities

Staff Recommendation

That the report titled "RCMP's Monthly Report – September 2012 Activities" (dated November 12, 2012, from the OIC RCMP) be received for information.


 (Rendall Nasset) Superintendent
 Officer in Charge, Richmond RCMP Detachment
 (604-278-1212)

REPORT CONCURRENCE	
CONCURRENCE OF GENERAL MANAGER 	
REVIEWED BY SMT SUBCOMMITTEE	INITIALS: 
REVIEWED BY CAO	INITIALS: 

Origin

At the request of the Community Safety Committee, the Officer in Charge (OIC) will keep Council informed on matters pertaining to policing in the community of Richmond.

Council's Term Goals for 2011-2014 identify Community Safety as a high priority to ensure that public safety services, service delivery models and resources are effectively targeted to the City's specific needs and priorities.

Analysis

Below is the RCMP's Monthly Report – September 2012 Activities.

Noteworthy Files:

Richmond's City Centre Community Police Station Opens

Lock Out Auto Crime, Speed Watch, Block Watch, Pedestrian Safety and Business Watch are just a few of the many crime prevention programs being administered at the new City Centre Community Police Station. On September 17th to the 21st the community was invited to the new station to get first-hand information on these and other important crime prevention programs. The official opening ceremony was held on Thursday, September 20th at 2 p.m.

The location of the City Centre Community Police Station ensures we have a strong, highly visible police presence in our city centre while also providing a centralized, convenient work space that supports a variety of important community policing crime prevention initiatives.

Various crime prevention programs and safety topics were featured during a series of drop-in information sessions held throughout the week including: child identification, Block Watch, Victim Services, opportunities for volunteers, Auxiliary Constables, and bike safety and engraving.

Project Swoop Hits Richmond – September 27, 2012

In partnership with ICBC; staff, community policing volunteers from Richmond's three Community Police Stations with officers from Richmond's Road Safety Unit participated in "Project Swoop", a one day education and enforcement campaign to remind drivers about the dangers of speeding and distracted driving.

Speed and driver distractions are two of the top three leading causes of car crash fatalities in B.C. These are preventable tragedies and Project Swoop was an effort at making people realize that road safety is everyone's responsibility.

A total of 49 violation tickets were issued during deployments which occurred in the morning and again in the afternoon, focussing on high crash locations and school areas respectively.

New Ruse Being Used to Steal Cell Phones

Suspects have been using different distraction techniques to steal cell phones. In previous thefts, the victim was being asked for the time and when they checked their phones, the suspect would take the phone and flee the area. In a span of one week, four incidents occurred where the culprits have tricked victims into believing they had an emergency and needed to make a phone call. Sympathetic Richmond residents were handing over their phones because they wanted to help and as a result became victims of theft.

Auxiliary Constables

Time Period	Community Policing Hours	Training and Administrative Hours	Patrol Ride-Along Hours	Total Hours
January to Sept	2,943	1,889	789	5,621

As of the end of September, Richmond Detachment had 33 active Auxiliary Constables. In comparison to 2011, total volunteer hours have risen by 7.5%, even as membership has dropped by 8.9%. This was only possible due to a significant increase in the efforts of each individual Auxiliary Constable.

Year	Number of Auxiliary Members	Total Volunteer Hours	Hours per Auxiliary from January to September	Annual Hours per Auxiliary
2011	37	5,229	141	195
2012	33	5,621	170	228 ¹

Auxiliary Constables have focused on providing a Community Policing presence at various events:

- Provided escort and transportation for Red Serge in Steveston
- City Centre Community Police Office opening week activities
- Police and Peace Officer's Memorial Parade

Auxiliary Constables participated in the following programs and activities:

- Kubota, ATV and foot patrols in various areas including Steveston Village, Dykes, Trails and Sea Island.
- Speed Watch Program, including Project SWOOP
- Foot patrols at YVR.

Additional Auxiliary Constable duties in August included assisting regular members with Traffic and General Duty shifts primarily on Friday and Saturday nights.

¹ projected hours

Training

Auxiliary Constables have continued to provide valuable assistance for the training section in scenario-based training courses for Regular Members.

Recruiting

Recruiting continues for the next troop of 25 Auxiliary Constables to begin training in early 2013. To date, 143 citizens registered for the two information sessions, resulting in 60 submitted application packages. These applications are being reviewed and candidates will be interviewed in October to make selections to proceed to full security screening.

Community PolicingBlock Watch

Break and enter email alerts and letters are sent out to Richmond residences and businesses with information about neighbourhood break ins. This includes tips to educate home and business owners on crime prevention techniques to help prevent future break and enters. Richmond residents and businesses are directed to the crime prevention web pages where they may register their email addresses to receive email alerts about future break and enters.

Email Alerts August 2012

	Email Alerts	Letters Sent Out
Residential	36	164
Commercial	34	31

Community Police Stations**Richmond Detachment Stolen Auto Recovery and Lock Out Auto Crime Statistics**

CPS	YTD	# Of Stolen Auto Recovery and Lock out Auto Crime Deployments	Vehicles Viewed For Signs Of Auto Crime Only	Vehicles Scanned Through Stolen Auto Recovery (SAR)	Vehicles Issued A Crime Prevention Notice	Patrol And Admin Hours
City Center	May-Sept	27	5,522	3,853	1,738	122
South Arm	Jan - Sept	90	20,865	14,353	7,552	422
Steveston	Jan - Sept	138	28,740	No SAR Equipment	4,032	604
Year to Date Totals		255	55,127	18,206	13,423	1,148

Richmond Detachment Speed Watch Statistics

CPS	YTD	# Of Speed Watch Deployments	Total Vehicles Checked	Over 10 Km/h	Admin Hours For Office Duties	Number of Warning Letters Issued
City Center	May - Sept	48	34,876	4,215	446	1,862
South Arm	Jan - Sept	76	37,415	4,084	542	2,138
Steveston	Jan - Sept	43	28,706	17,519	279	925
Year to Date Totals		167	100,997	25,818	1,267	4,925

Richmond Detachment Distracted Drivers Statistics

CPS	YTD	Deployments	Number of Letters Sent
City Center	May to September	37	192
South Arm	January to September	39	348
Year to Date Totals		76	540

Volunteer Bike Patrol for August 2012

The main objective of the Volunteer Bike Patrol is to observe and report suspicious activity, abandoned houses, grow operations, graffiti and distracted drivers.

CPS	YTD	Deployments	Hours
City Center	January to September	42	667

Volunteer Foot Patrol for August 2012

CPS	YTD	Deployments	Hours
City Center	Opened May 22 to Sept.	17	134

Steveston Community Police Office

Mature Drivers Workshop

Steveston Community Police Office offered a free workshop for senior drivers to help them adjust to the changes and new challenges that arise when aging and driving. The "Living Well, Driving Well Workshops for Older Drivers" helped drivers review their own driving habits, skills, abilities and knowledge in a peer group environment. Drivers were also provided with tips and strategies to improve their driving. The two hour workshop was delivered to seniors by RCMP volunteers in partnership with BCAA Road Safety Foundation. The workshops use a community-based approach and have a growing network of trained volunteer facilitators anchored by the philosophy of "seniors helping seniors."

The workshop was featured in the September 28 issue of the Richmond News. Four additional workshops have been scheduled for this year.

Road Safety Unit

Richmond Detachment Traffic Statistics

Name	Act	Example	July	Aug	Sept
Violation Tickets	Provincial Act Offences	Speeding	1,129	1,169	1,300
Notice & Orders	Equipment Violations	Broken Tail-light	532	498	454
Driving Suspensions	Motor Vehicle Act	24 hour driving prohibition for alcohol or drugs	41	50	44
Parking Offences	Municipal Bylaw	On or off the street Municipal parking offences	5	14	26
MTU's	Municipal Ticket Information	Any other Municipal Bylaw offence	3	4	2

Victim Services

In September, Richmond RCMP Victim Services provided services to 43 new clients in addition to having an active caseload of 153 ongoing files. During this period, Victim Services attended to nine crime and trauma scenes. Robberies, assaults and suicides dominated the calls for service.

Victim Services has been working closer with Crown to provide Victims of Crime Act (VOCA) services to those people attending the court process. In September, the Crown referred six files for follow up. Victim Services is collectively preparing for a number of trials in the fall and winter.

Crime Statistics


Crime Stats – see Appendix “A”.
Crime Maps – see Appendix “B”

Financial Impact

There is no financial impact associated with this report.

Conclusion

The Officer in Charge, Richmond Detachment continues to ensure Richmond remains a safe and desirable community. The OIC will continue to provide monthly updates, which reflect the level of safety in Richmond.



Lainie Goddard
Manager, RCMP Administration
(604) 207-4767



SEPTEMBER 2012 STATISTICS

This chart identifies the monthly totals for all founded Criminal Code offences, excluding Traffic Criminal Code. Based on Uniform Crime Reporting (UCR) scoring, there are three categories: (1) Violent Crime, (2) Property Crime, and (3) Other Criminal Code. Within each category, particular offences are highlighted in this chart. In addition, monthly totals for Controlled Drugs and Substances Act (CDSA) offences are included.

The Average Range data is based on activity in a single month over the past 5 years. If the current monthly total for an offence is above average, it will be noted in red, while below-average numbers will be noted in blue.

Year-to-Date percentage increases of more than 10% are marked in red, while decreases of more than 10% are blue. Please note that percentage changes are inflated in categories with small numbers (e.g.: Sexual Offences).

	CURRENT MONTH	5-YR AVERAGE RANGE	YEAR-TO-DATE TOTALS			
	Sep-12	September	2011 YTD	2012 YTD	% Change	Change In # of Offences
VIOLENT CRIME (UCR 1000-Series Offences)	120	128-152	1171	998	-14.8%	-173
<i>Robbery</i>	8	6-11	95	109	14.7%	14
<i>Assault</i>	37	40-55	412	356	-13.6%	-56
<i>Assault w/ Weapon</i>	15	11-18	117	98	-16.2%	-19
<i>Sexual Offences</i>	2	6-10	60	47	-21.7%	-13
PROPERTY CRIME (UCR 2000-Series Offences)	649	546-837	5841	5615	-3.9%	-226
<i>Business B&E</i>	51	31-47	274	335	22.3%	61
<i>Residential B&E</i>	45	33-62	521	471	-9.6%	-50
<i>MV Theft</i>	28	27-55	244	197	-19.3%	-47
<i>Theft From MV</i>	187	126-259	1503	1463	-2.7%	-40
<i>Theft</i>	107	86-139	1022	1089	6.6%	67
<i>Shoplifting</i>	67	33-58	548	545	-0.5%	-3
<i>Metal Theft</i>	0	0-20	32	18	-43.8%	-14
<i>Fraud</i>	27	44-52	438	375	-14.4%	-63
OTHER CRIMINAL CODE (UCR 3000-Series Offences)	202	192-243	1729	1863	7.8%	134
<i>Arson - Property</i>	6	4-11	48	33	-31.3%	-15
SUBTOTAL (UCR 1000- to 3000-Series)	971	883-1214	8741	8476	-3.0%	-265
DRUGS (UCR 4000-Series Offences)	68	75-135	820	690	-15.9%	-130

Prepared by Richmond RCMP.

Data collected from PRIME on 2012-10-28. Published 2012-10-29.

This data is operational and subject to change. This document is not to be copied, reproduced, used in whole or part or disseminated to any other person or agency without the consent of the originator(s).

Business Break & Enters September 1st - September 30th, 2012

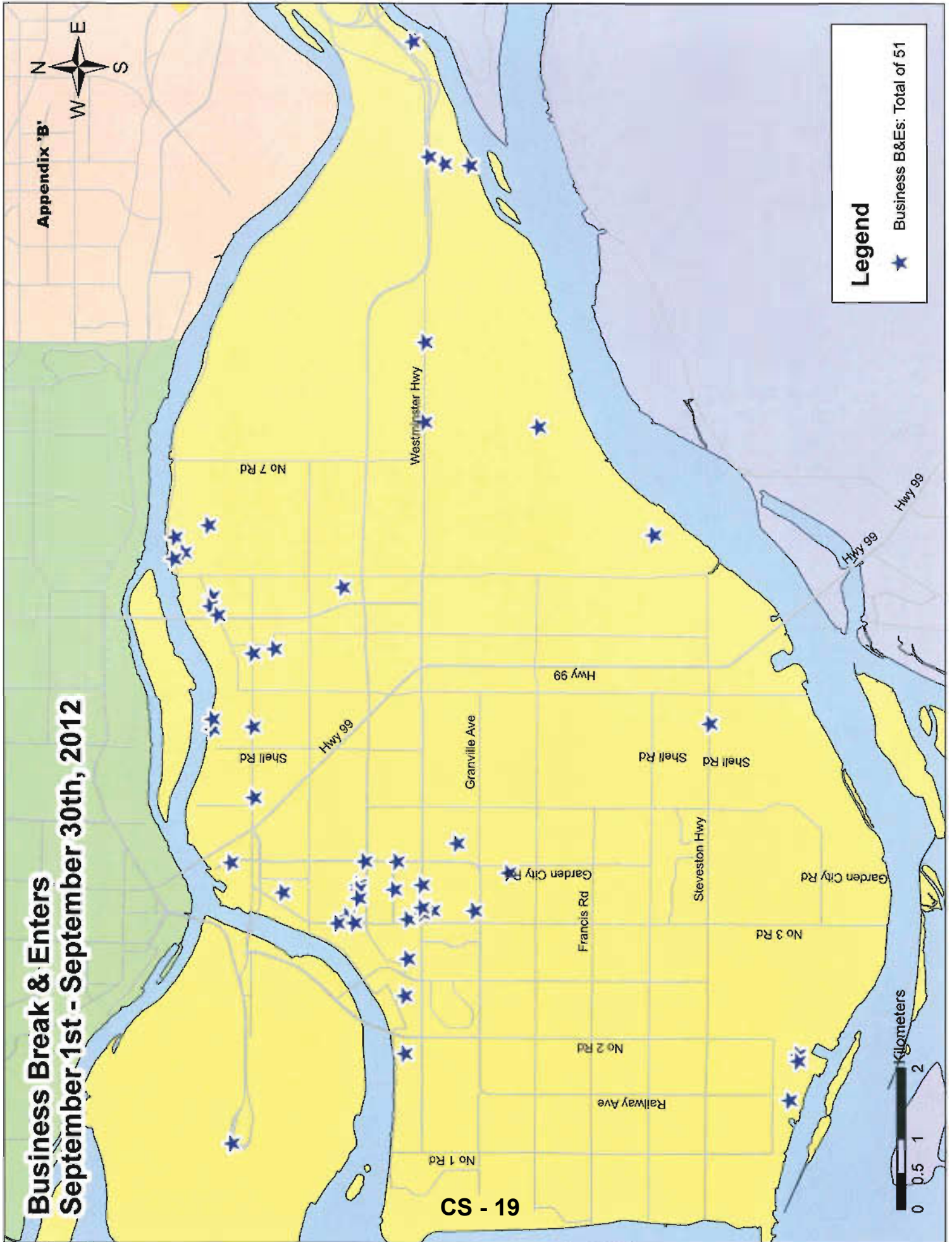
Appendix 'B'



CS - 19

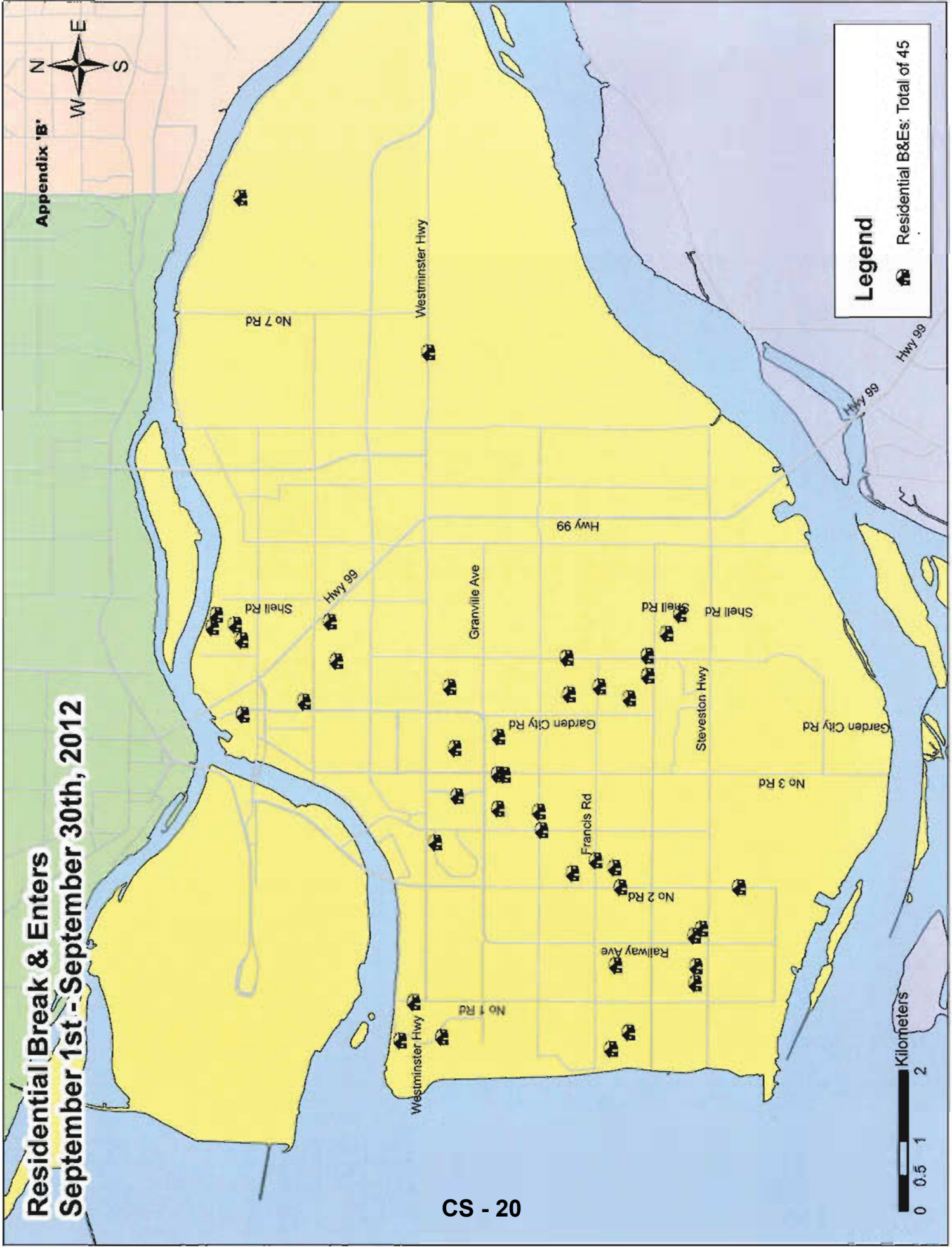
Legend

★ Business B&Es: Total of 51



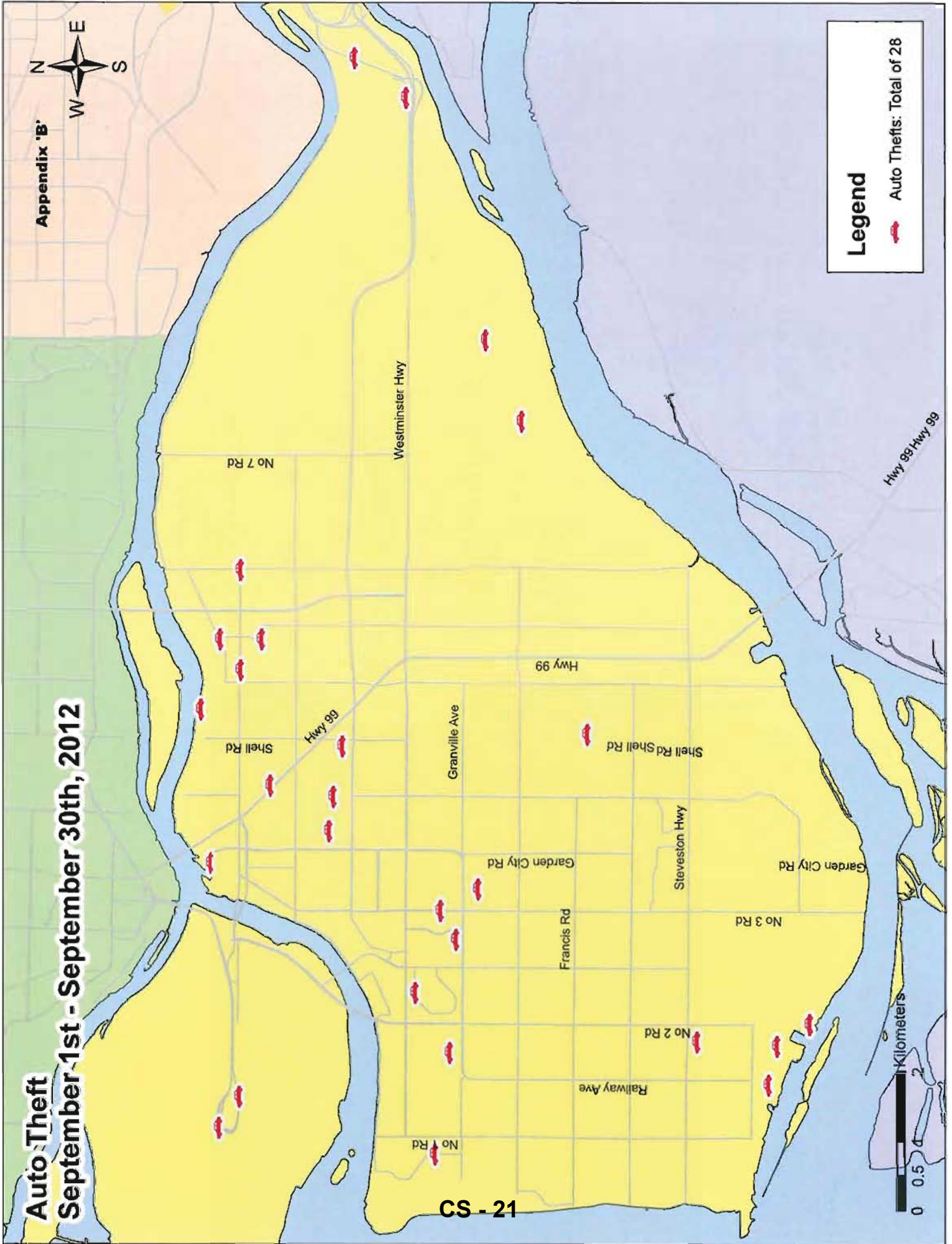
Residential Break & Enters September 1st - September 30th, 2012

Appendix 'B'



Auto Theft September 1st - September 30th, 2012

Appendix 'B'



Legend

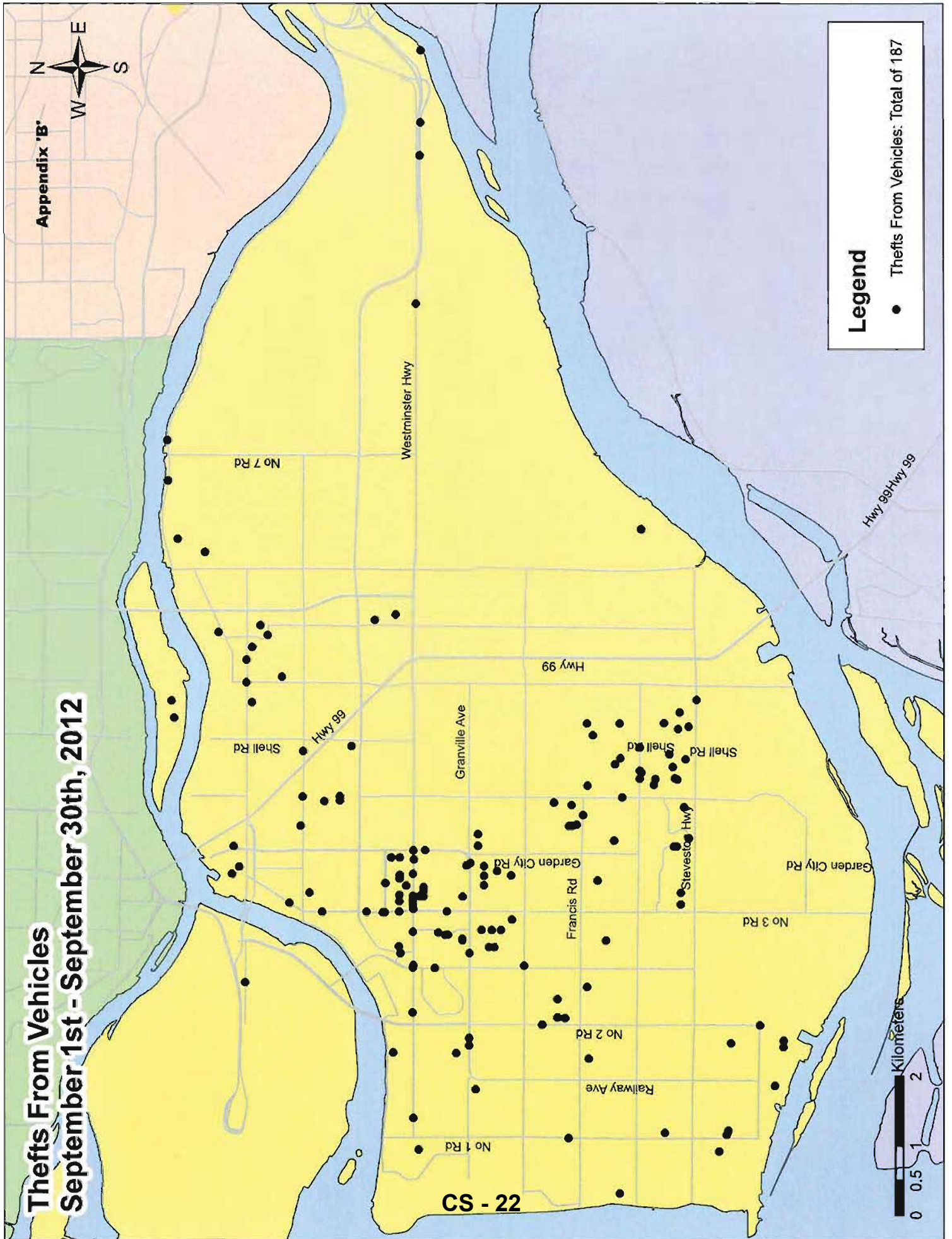
-  Auto Thefts: Total of 28



CS - 21

Thefts From Vehicles September 1st - September 30th, 2012

Appendix 'B'



CS - 22



Legend

- Thefts From Vehicles: Total of 187