



City of Richmond

Report to Committee

To: Community Safety Committee

Date: June 7, 2012

From: Rendall Nasset
Officer In Charge, Richmond RCMP Detachment

File: 09-5000-01/2010-Vol
01
(12.17)

Re: **RCMP's Monthly Report – May 2012 Activities**

Staff Recommendation

That the report titled "RCMP's Monthly Report – May 2012 Activities" (dated June 7, 2012, from the OIC RCMP) be received for information.

(Rendall Nasset) Superintendent
Officer in Charge, Richmond RCMP Detachment
(604-278-1212)

REPORT CONCURRENCE	
CONCURRENCE OF GENERAL MANAGER 	
REVIEWED BY TAG SUBCOMMITTEE	INITIALS:
REVIEWED BY CAO	INITIALS:

Origin

Council's Term Goals for 2011-2014 identify Community Safety as a high priority and that public safety services, service delivery models and resources are effectively targeted to the City's specific needs and priorities.

At the request of the Community Safety Committee, the Officer in Charge (OIC) will keep Council informed on matters pertaining to policing in the community of Richmond.

Analysis

Below is the RCMP's Monthly Report – May 2012 Activities.

Noteworthy Files:

Winners Announced in Richmond RCMP's "Help Name Our Boat Contest"

Last fall the Detachment announced the arrival of a marine asset to its fleet and since then the Richmond RCMP has partnered with the Richmond School Board in an effort to get local youth involved by helping to name the Detachment's new boat. Elementary students in Richmond were encouraged to enter the "Help Name Our Boat" contest in two categories. Students were given the option of submitting a written essay outlining how they think the patrol boat would assist the Richmond RCMP in serving their community or produce a piece of visual art representative of how the vessel will be utilized by officers.

Contest submissions were collected through the month of March and entries were received in both categories. It was obvious that a significant amount of quality work from the students was received which speaks to the talent and creativity of the youth in Richmond. The final winning essays and visual art pieces were selected by a committee and the winners were notified through their schools. The winner was announced publicly on May 31 at London's Landing in Steveston. The Detachment's Leadership Team, Youth Section and Boat Team members hosted the "Help Name Our Boat" prize presentation ceremony at London's Landing. Prize winners, their families, members of the public and partner agencies were all in attendance. Of note, representative's from the Detachment's Senior Management Team, Fisheries and Oceans Canada, the Richmond School District No. 38 and the Steveston Harbour Authority were in attendance. His Worship Mayor Malcolm Brodie spoke at the event. A total of 6 prizes were awarded to 8 Richmond youth who submitted either essays or artwork to the Detachment.

The winning Richmond youth won a special one-of-a kind framed certificate, gift certificates to Richmond Center Mall and a number of special RCMP related prizes. Following the prize presentation ceremony one of the Detachment's Youth Section members announced the new name for the RCMP Detachment patrol boat. The vessel is now named the "*Fraser Guardian*". The name was chosen based on a number of themes and ideas exemplified in a number of the essays and art submitted by the Richmond youth. After the presentation, Richmond Youth and special guests were invited to view the Richmond RCMP's "*Fraser Guardian*", pose for photographs and participate in some educational water safety demonstrations led by the

Detachment's Auxiliary Constables. Pizza parties are planned for classes of the first place winners and will occur during the month of June.

Richmond's patrol boat is a Zodiac 733 which is a 7.3 meter Rigid Hull Inflatable boat and was donated to the Richmond RCMP by the Steveston Office of the Department of Fisheries and Oceans. Last year's acquisition of the patrol boat now enables the Detachment to patrol the north and south arms of the Fraser River, as well as the coastal regions surrounding the community. Over 30 patrols were conducted last summer in the waters surrounding Richmond. The boat was also present at a number of special events throughout the year such as "Ships to Shore", "Celebration of Lights", "Steveston Maritime Festival" and the "Dragon Boat Festival".

Auxiliary Constables

Time Period	Community Policing Duties	Training and Administrative Duties	Patrol Ride-Along Duties	Total Hours
January to May	1,706	991	433	3,130

Summary of Auxiliary Constable Duties for May

Auxiliary Constables have focused on the following ongoing Community Policing initiatives:

- SAFE School Project
- Property Crime Reduction programs
- Bicycle Safety talks for Scouts
- Speed Watch
- Kubota, ATV and Foot patrols.

Auxiliary Constables supported the following events:

- RCMP Marine Vessel naming
- Heart and Stroke Big Bike event
- Rick Hansen Relay Tour
- Thomas Kidd School Neighbourhood Fair
- Police Week event at the RCMP Detachment
- Jimmy Ng Memorial Hockey Street Tournament

Additional Auxiliary Constable duties in May included assisting regular members with General Duty and Traffic shifts primarily on Friday and Saturday nights.

Training

The following training sessions were held as part of ongoing training and development for Auxiliary Constables:

- Roll-over Simulator Training
- Mobile Command Post Operation
- Incident Management Intervention Model (IMJM) Re-certification
- Chemical, Biological, Radiological, Nuclear (CBRN) Re-certification

Auxiliary Constables have also continued to provide valuable assistance for the Detachment's Continuous Learning and Development section by assisting in scenario-based training courses for Regular Members.

Expected major events that the Auxiliary Constables will be assisting with include:

- Ships to Shore
- Salmon Festival
- Night Market
- Law Enforcement Torch Run
- Burkeville Daze

Community Policing

Crime Prevention Unit

Police Week

Police Week was held from May 13 to May 19 and was dedicated to increasing community awareness and recognition of police services while strengthening ties with the community. Police Week also encouraged community involvement and initiation of activities through media awareness and community sponsored events.

On May 19 the Detachment had a public display set up in the front parking lot of the Richmond Community Safety Building. Approximately 320 members of the public attended this event from 10:00 am to 3:00 pm. The display included patrol cars, motorcycles, ATV's¹, the Kubota², a Richmond Fire Rescue truck and the RCMP Mobile Command Post. The RCMP Roll Over Simulator vehicle was on hand to demonstrate the necessity to wear seat belts. There was also a demonstration by the Lower Mainland District Police Dog Services. Volunteers and Auxiliary Constables were stationed at a Crime Prevention booth and Speed Watch was on hand all day. This event provided an opportunity for the community to become familiar with the Detachment's new location while viewing some of the tools utilized by officers in an effort to keep Richmond safe.

¹ All Terrain Vehicle (ATV) which is a one person vehicle and much smaller than a Kubota.

² Kubota is a Rough Terrain Vehicle (RTV) which is a four passenger vehicle.

Block Watch

Break and Enter Email Alerts and letters are sent out to Richmond residences and businesses with information about neighbourhood break and enters. This includes tips to educate home and business owners on crime prevention techniques to help prevent future break and enters. Richmond residents and businesses are encouraged to register their email addresses at www.richmond.ca/blockwatch to receive email alerts about future break and enters.

Email Alerts for May 2012

	Email Alerts	Letters Sent Out
Residential	47	181
Commercial	8	4

City Center Community Police Office

The new City Center Community Police Office held its first volunteer meeting on May 31. The volunteer's were involved with moving into the new police office and community events such as Police Week, Jimmy Ng Hockey Tournament and the Island Bike Tour.

Richmond Detachment Stolen Auto Recovery and Lock out Auto Crime Statistics for May 2012

Month	# Of Stolen Auto Recovery and Lock out Auto Crime Deployments	Vehicles Viewed For Signs Of Auto Crime Only	Vehicles Scanned Through Stolen Auto Recovery (SAR)* ³	Vehicles Issued A Crime Prevention Notice ⁴	Patrol And Admin Hours
May 2012 ⁵	1	0	0	69	2
Total	1	0	0	69	2

Richmond Detachment Speed Watch Statistics for May 2012

Month	# Of Speed Watch Deployments	Total Vehicles Checked	Over 10 Km/h	Admin Hours For Office Duties	Number of Warning Letters Issued
May 2012	4	2,568	97	38	77
Total	4	2,568	97	38	77

³ A complete description of all categories has been previously circulated in the June 2011 Monthly Activity Report.

⁴ Ibid

⁵ Palm Pilot not set up yet – waiting for new password from ICBC.

Richmond Detachment Distracted Drivers Statistics for May 2012⁶

Month	Deployments	Number of Letters Sent
May 2012	3	29
Total	3	29

Volunteer Bike Patrol for 2012

The main objective of the Volunteer Bike Patrol is to observe and report suspicious activity, abandoned houses, grow operations, graffiti and distracted drivers.

Month	Deployments	Hours
January	4	150
February	3	90
March	2	12
April	8	126
May	3	52
Total	20	430

South Arm Community Police Office

Richmond Detachment Stolen Auto Recovery and Lock out Auto Crime Statistics for 2012

Month	# Of Stolen Auto Recovery and Lock out Auto Crime Deployments	Vehicles Viewed For Signs Of Auto Crime Only	Vehicles Scanned Through Stolen Auto Recovery (SAR)* ⁷	Vehicles Issued A Crime Prevention Notice ⁸	Patrol And Admin Hours
January	10	1,991	1,219	772	46
February	11	2,002	1,283	719	49
March	24	5,524	3,361	2,163	127
April	9	2,000	1,483	517	46
May	8	1,960	1,219	741	40
Total	54	11,517	7,346	4,171	268

⁶ A complete description of all categories has been previously circulated in the June 2011 Monthly Activity Report.

⁷ Ibid.

⁸ Ibid

Richmond Detachment Speed Watch Statistics for 2012

Month	# Of Speed Watch Deployments	Total Vehicles Checked	Over 10 Km/h	Admin Hours For Office Duties	Number of Warning Letters Issued
January	12	8,025	626	68	358
February	11	6,983	651	84	341
March	14	6,323	865	86	332
April	20	8,785	902	150	551
May	4	2,568	97	44	109
Total	57	30,116	3,044	432	1,691

Richmond Detachment Distracted Drivers Statistics for 2012⁹

Month	Deployments	Number of Letters Sent
January	8	38
February	6	22
March	4	12
April	12	96
May ¹⁰	0	0
Total	30	168

Steveston Community Police Office

Richmond Detachment Stolen Auto Recovery and Lock out Auto Crime Statistics for 2012

Month	# Of Stolen Auto Recovery and Lock out Auto Crime Deployments	Vehicles Viewed For Signs Of Auto Crime Only	Vehicles Issued A Crime Prevention Notice ¹¹	Patrol And Admin Hours
January	5	1,835	314	30
February	11	3,000	113	50
March	24	3,856	586	94
April	14	2,471	447	68
May	16	3,805	572	76
Total	70	14,967	2,032	318

⁹ Ibid.¹⁰ Due to the move of the City Centre CPO there were no Distracted Driver deployments.¹¹ Ibid

Richmond Detachment Speed Watch Statistics for 2012

Month	# Of Speed Watch Deployments	Total Vehicles Checked	Over 10 Km/h	Admin Hours For Office Duties	Number of Warning Letters Issued
January	5	3,327	2,627	40	87
February	7	4,330	3,000	42	113
March	5	3,534	2,545	20	77
April ¹²	0	0	0	0	0
May	6	3,628	2,582	30	103
Total	23	14,819	10,754	132	380

Road Safety Unit

Richmond Detachment Traffic Statistics

Name	Act	Example	Mar	Apr	May
Violation Tickets	Provincial Act Offences	Speeding	1,821	1,377	1,343
Notice & Orders	Equipment Violations	Broken Tail-light	604	495	618
Driving Suspensions	Motor Vehicle Act	24 hour driving prohibition for alcohol or drugs	29	32	28
Parking Offences	Municipal Bylaw	On or off the street Municipal parking offences	18	12	8
MTI's	Municipal Ticket Information	Any other Municipal Bylaw offence	1	1	0

Victim Services

In May of 2012, Victim Witness Services provided support to 47 new clients in addition to an active caseload of over 127 ongoing files. Victim Services assisted 14 crime and trauma scenes over this time period. Medical related sudden deaths; suicides, robberies and family disputes dominated calls for service.

Crime Statistics

Crime Stats – see Appendix “A”.

Crime Maps – see Appendix “B”


¹² Due to inclement weather and equipment repairs there were no deployments for April.

Financial Impact

There is no financial impact associated with this report.

Conclusion

The Officer in Charge, Richmond Detachment continues to ensure Richmond remains a safe and desirable community. The OIC will continue to provide monthly updates which reflect the level of safety in Richmond.

A handwritten signature in black ink, reading "Lainie Goddard". The signature is written in a cursive style with a large, looping flourish at the end.

Lainie Goddard
Manager, RCMP Administration
(604) 207-4767



MAY 2012 STATISTICS

This chart identifies the monthly totals for all founded Criminal Code offences, excluding Traffic Criminal Code. Based on Uniform Crime Reporting (UCR) scoring, there are three categories: (1) Violent Crime, (2) Property Crime, and (3) Other Criminal Code. Within each category, particular offences are highlighted in this chart. In addition, monthly totals for Controlled Drugs and Substances Act (CDSA) offences are included.

The Average Range data is based on activity in a single month over the past 5 years. If the current monthly total for an offence is above average, it will be noted in red, while below-average numbers will be noted in blue.

Year-to-Date percentage increases of more than 10% are marked in red, while decreases of more than 10% are blue. Please note that percentage changes are inflated in categories with small numbers (e.g.: Sexual Offences).

	CURRENT MONTH	5-YR AVERAGE RANGE	YEAR-TO-DATE TOTALS			
	May-12	May	2011 YTD	2012 YTD	% Change	Change In # of Offenses
VIOLENT CRIME (UCR 1000-Series Offences)	102	154-188	639	541	-15.3%	-98
<i>Robbery</i>	11	5-19	64	74	15.6%	10
<i>Assault</i>	41	56-60	223	190	-14.8%	-33
<i>Assault w/ Weapon</i>	6	11-20	61	46	-24.6%	-15
<i>Sexual Offences</i>	9	3-8	29	29	0.0%	0
PROPERTY CRIME (UCR 2000-Series Offences)	543	681-814	3280	2974	-9.3%	-306
<i>Business B&E</i>	26	35-64	160	146	-8.8%	-14
<i>Residential B&E</i>	45	29-63	322	276	-14.3%	-46
<i>MV Theft</i>	17	28-55	164	102	-37.8%	-62
<i>Theft From MV</i>	96	145-242	870	768	-11.7%	-102
<i>Theft</i>	125	105-131	516	591	14.5%	75
<i>Shoplifting</i>	62	45-58	302	295	-2.3%	-7
<i>Metal Theft</i>	1	6-20	20	12	-40.0%	-8
<i>Fraud</i>	48	36-73	260	214	-17.7%	-46
OTHER CRIMINAL CODE (UCR 3000-Series Offences)	220	160-225	835	961	15.1%	126
<i>Arson - Property</i>	2	4-16	24	15	-37.5%	-9
SUBTOTAL (UCR 1000- to 3000-Series)	865	1061-1162	4754	4476	-5.8%	-278
DRUGS (UCR 4000-Series Offences)	70	70-154	400	405	1.3%	5

Prepared by Richmond RCMP.

Data collected from PRIME on 2012-06-10. Published 2012-06-11.

This data is operational and subject to change. This document is not to be copied, reproduced, used in whole or part or disseminated to any other person or agency without the consent of the originator(s).

**Business Break & Enters
May 1st - May 31st, 2012**

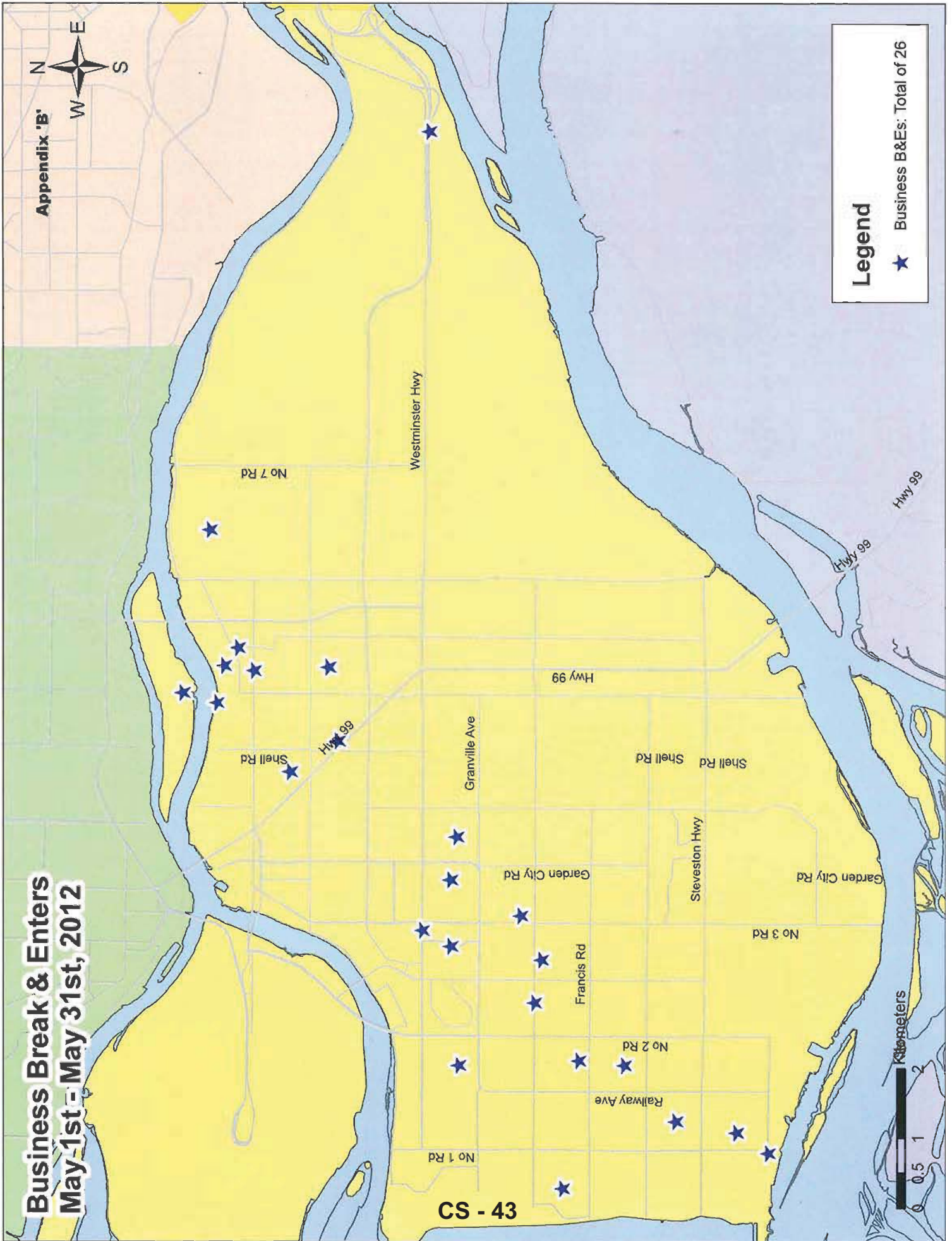
Appendix 'B'



CS - 43

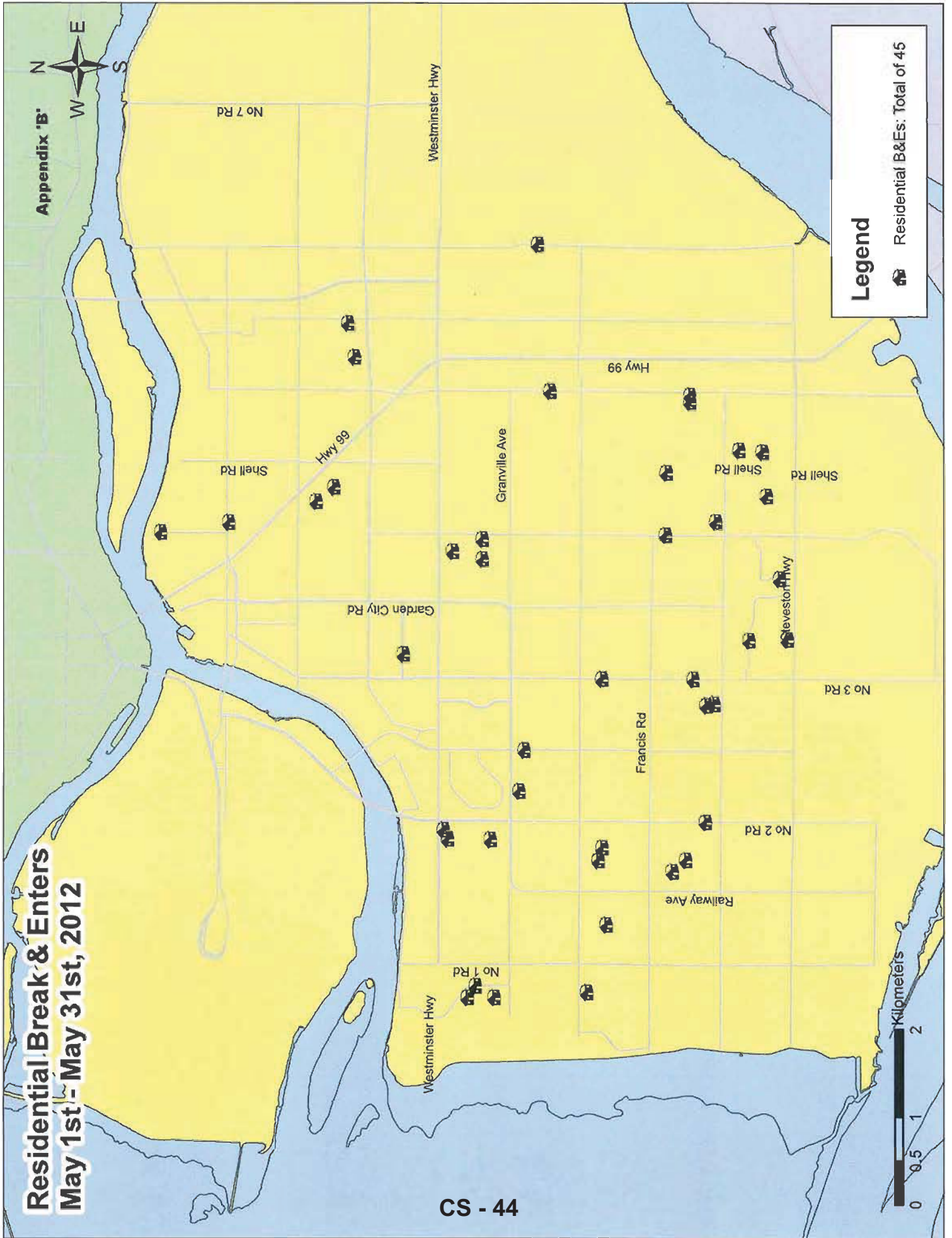
Legend

★ Business B&Es: Total of 26




Residential Break & Enters May 1st - May 31st, 2012

Appendix 'B'



Legend

 Residential B&Es: Total of 45

0 0.5 1 2 Kilometers

CS - 44

Auto Theft May 1st - May 31st, 2012

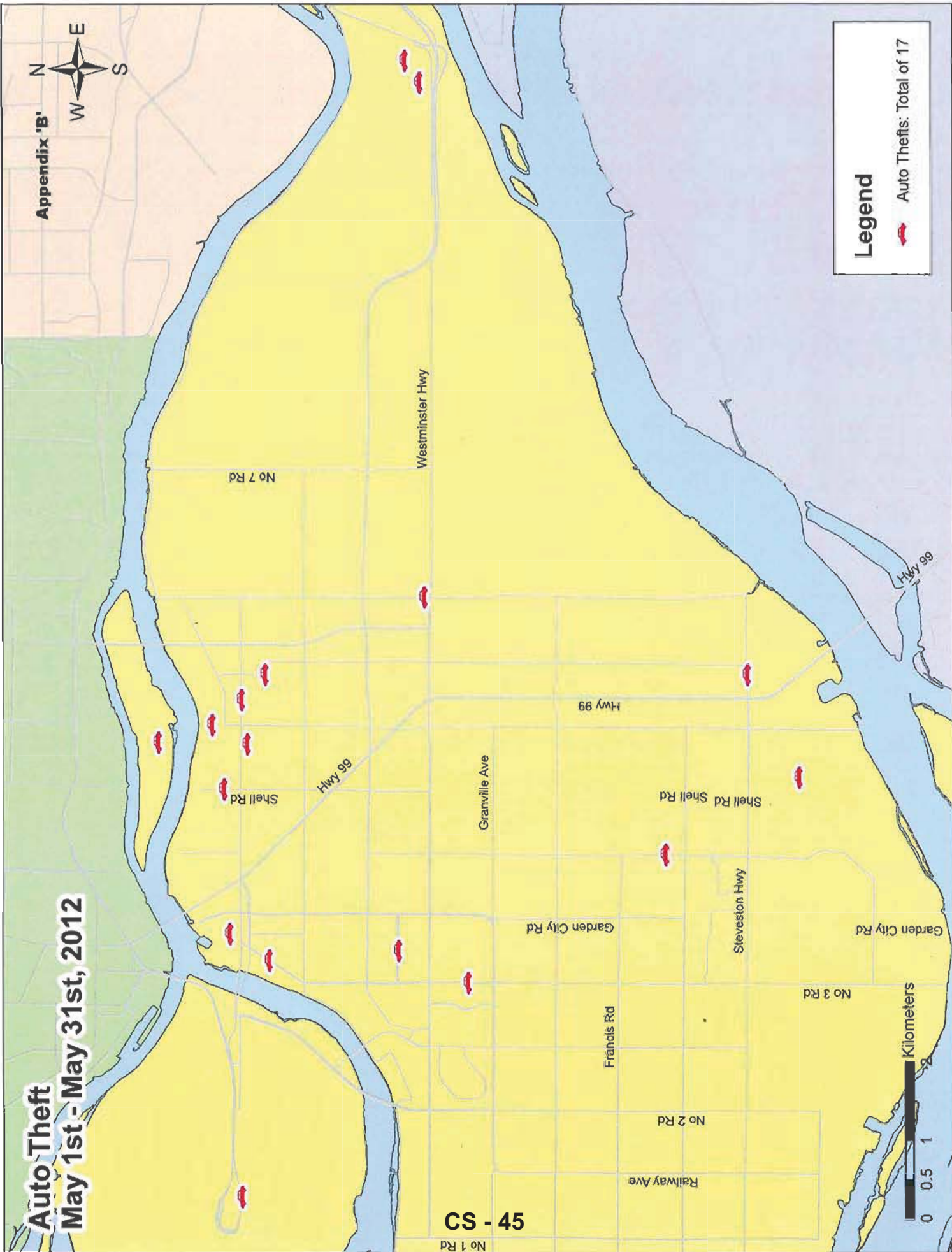


Appendix 'B'

CS - 45

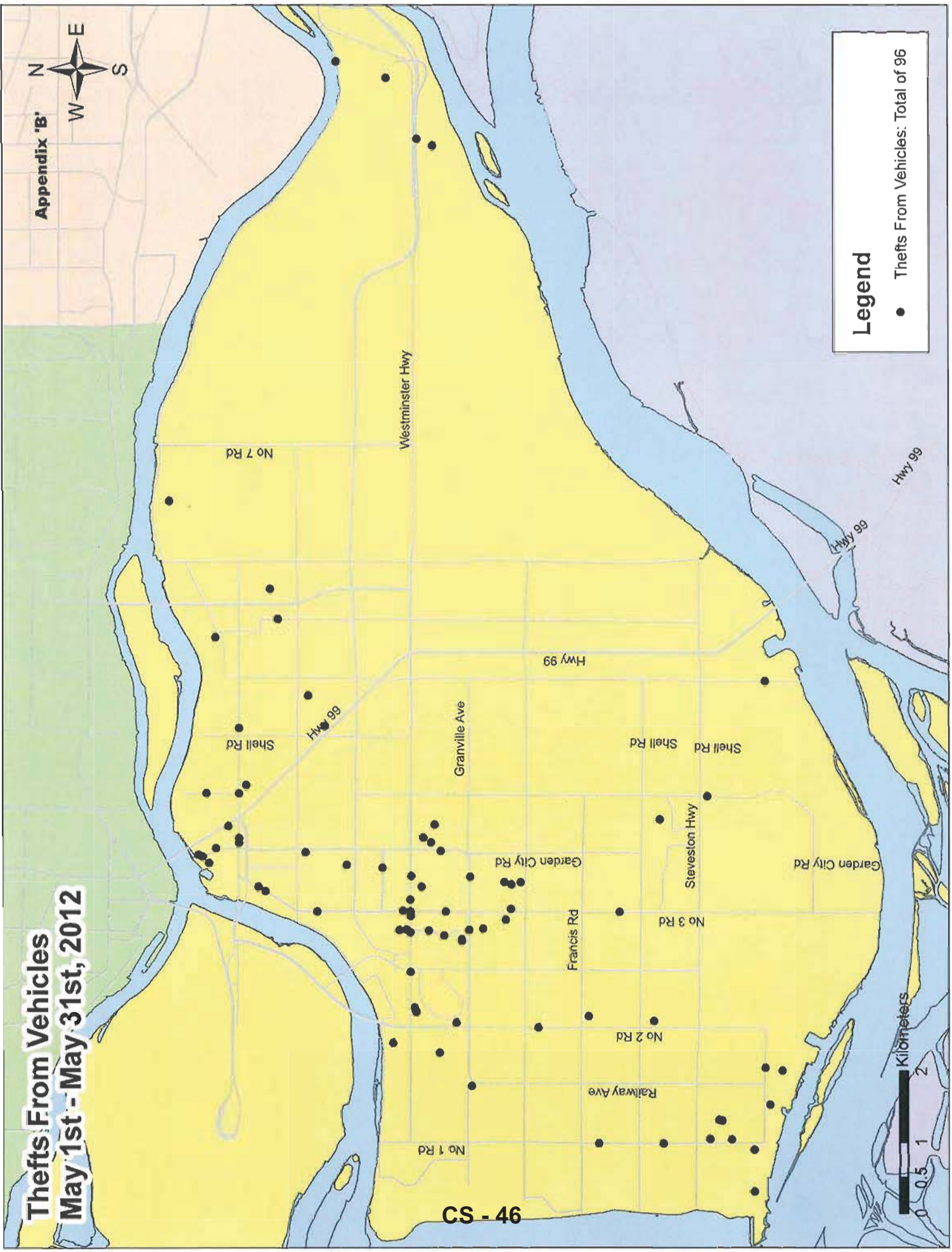
Legend

-  Auto Thefts: Total of 17



Thefts From Vehicles May 1st - May 31st, 2012

Appendix 'B'



CS - 46

Legend

- Thefts From Vehicles: Total of 96

Kilometers
0 0.5 1 2