



City of Richmond

Report to Committee

To: Community Safety Committee **Date:** March 7, 2017
From: Rendall Nessel, Superintendent **File:** 09-5000-01/2017-Vol
Officer In Charge, Richmond RCMP 01
Re: RCMP's Monthly Activity Report - February 2017

Staff Recommendation

That the report titled "RCMP's Monthly Activity Report – February 2017," dated March 7, 2017 from the Officer In Charge, Richmond RCMP, be received for information.

Rendall Nessel, Superintendent
Officer In Charge, Richmond RCMP
(604-278-1212)

Att. 4

REPORT CONCURRENCE	
CONCURRENCE OF GENERAL MANAGER 	
REVIEWED BY STAFF REPORT / AGENDA REVIEW SUBCOMMITTEE	INITIALS: DW
APPROVED BY CAO	

Staff Report

Origin

At the request of the Community Safety Committee, the Officer in Charge will keep Council informed on matters pertaining to policing in the Richmond community. This monthly activity report for the RCMP provides information on each of the following areas:

1. Activities and Noteworthy Files
2. Analysis of Crime Statistics
3. Auxiliary Constables
4. Block Watch
5. Community Police Stations and Programs
6. Crime Prevention Unit
7. Road Safety Unit
8. Victim Services
9. Youth Section

This report supports Council's 2014-2018 Term Goal #1 A Safe Community:

Maintain emphasis on community safety to ensure Richmond continues to be a safe community.

Analysis

Activities and Noteworthy Files

Arrests

On February 1, 2017, Richmond RCMP deployed plain clothes and uniformed officers to address an increase in residential break and enters in the community. The strategy proved successful and two male suspects were arrested. Both suspects were linked to stolen cars and property removed during a residential break in. The males are residents of Langley and are known to police. Charges are pending and the investigation is ongoing.

Robbery

On February 14, 2017, Richmond RCMP responded to a robbery in progress near the 4000 block of No. 3 Road. Two armed suspects had robbed two victims of their wallets and cell phones. The suspects fled on foot. Officers were able to track, locate and arrest the suspects. The stolen items and two replica firearms were recovered. The suspects were charged and are being held in custody.

Purse Thieves

On February 16, 2017, plainclothes officers from the Richmond RCMP Quick Response Team were conducting operations in the downtown core of Richmond and observed two suspicious young males near the Aberdeen Skytrain Station. The subjects were being monitored when they

stole a woman's purse and fled on foot. Officers were able to apprehend and arrest both males resulting in the recovery of the purse and its contents. The investigation continues.

Analysis of Crime Statistics

Arson

In February 2017 there was one incident of arson, which is a decrease of 80 per cent from January 2017 and a 66 per cent decrease from February 2016. Arson at this time is within the five-year statistical average range.

Assault Serious (Assault with a Weapon)

There were eight assault serious events, which is a 33 per cent decrease from January 2017 and a 14 per cent increase from February 2016. Assault serious is within the five-year statistical average range.

Auto Theft

There were 27 incidents, a decrease of 15 per cent from January 2017 and a 10 per cent decrease from February 2016. Auto theft remains an active crime reduction priority this period. Vehicles are frequently stolen with keys from homes of residential break and enters.

Drugs

There were 75 drug incidents, which is an increase of 127 per cent from January 2017 and a 31 per cent increase from February 2016. Drug incidents are above the five-year statistical average range. Drug incidents were above average this month due to higher levels of enforcement and detection as opposed to increases in drug production, trafficking and possession.

Residential Break and Enter

Residential break and enter was extremely high in January and is a crime reduction focus. There were 50 break and enters, which is a decrease of 52 per cent from January 2017 and a 19 per cent decrease from February 2016. The number of incidents decreased primarily as the result of refocused efforts and arrests by target and patrol teams. The statistics are now below average and are considered a successful outcome for law enforcement. Residential break and enters are below the five-year statistical average range.

Sexual Assault

There were four sexual offences, which resulted in a 300 per cent increase from January 2017 and no change from February 2016. Sexual offences are within the five-year statistical average range.

Shoplifting

There were 49 shoplifting thefts, which is a two per cent increase from January 2017 and a 30 per cent decrease from February 2016. Shoplifting is within the five-year statistical average range.

Theft from Auto

There were 183 thefts from auto incidents, which is a 24 per cent decrease from January 2017 and a 16 per cent decrease from February 2016. Theft from auto is within the five-year statistical average range.

Violent Crime

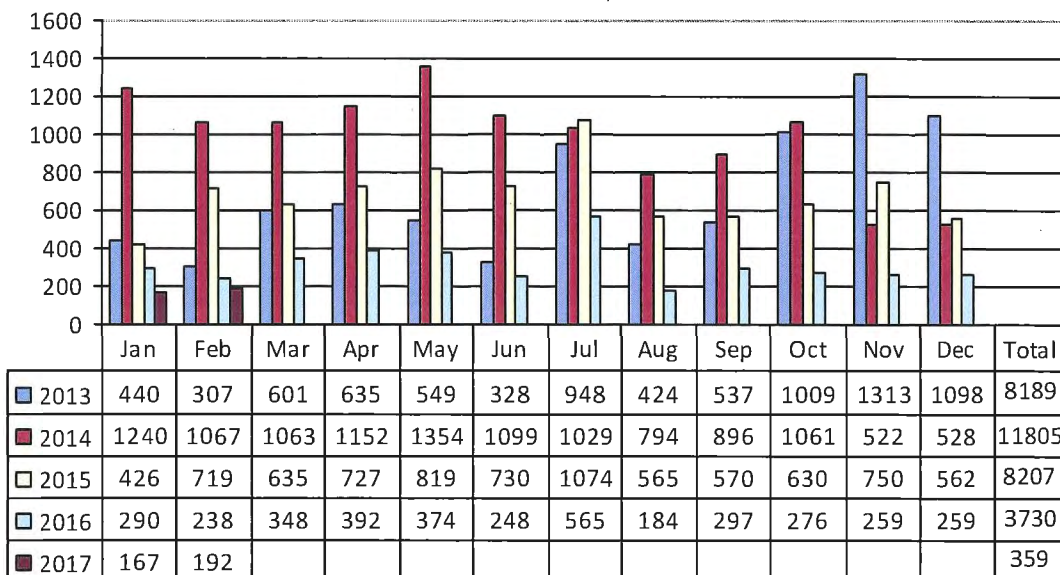
There were 96 violent crime incidents, which is a 10 per cent decrease from January 2017 and a 15 per cent decrease from February 2016. Violent crime is within the five-year statistical average range.

Auxiliary Constables

In February 2017, the Richmond RCMP Detachment (the Detachment) had a total complement of 38 auxiliary constables who provided 192 volunteer hours. There was a 14 per cent increase of hours from January 2017 and a 19 per cent reduction from February 2016.

Figure 1 compares the monthly hours of service provided by month from 2013 to 2017.

Figure 1: Auxiliary Constables Volunteer Hours



Auxiliary Constable Activities

Auxiliary Constables attend events in the community to promote a positive police presence, support regular members and provide traffic and crowd control. During the month of January auxiliary constables participated in:

- Crime Watch
- Lock Out Auto Crime
- Family Day events
- Pathways Initiative

Block Watch

Block Watch Activities

At the end of February 2017 the Block Watch program had 434 groups containing 9964 participants. Currently, the program includes 577 captains having increased by two captains, one group, and six participants.

Community Police Station Programs

Community Police Station Activities

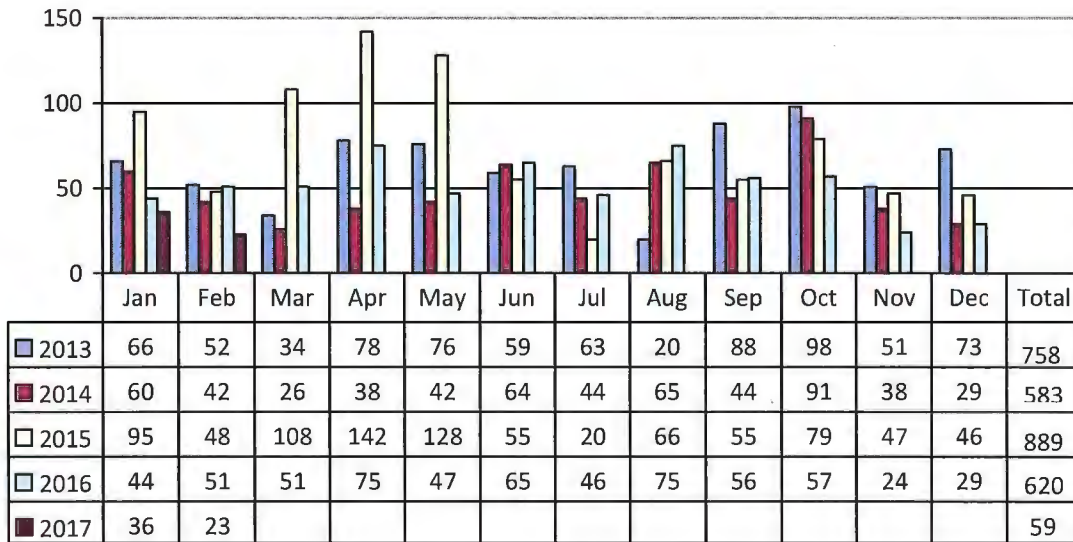
Community police stations continue to enhance the Detachment's policing service by providing an array of crime prevention resources and community safety initiatives. City staff and volunteers pursued safety initiatives to enhance crime prevention program awareness, community engagement, police accessibility and to reduce anxiety and fear levels related to crime. The demographics of the programs vary from month to month reflective of weather conditions, seasonal initiatives, events and the availability of the volunteers. During the month of February highlights of volunteer activities included:

- Deployed 23 foot/van patrols totalling 199.5 hours and six bike patrols totalling 56 hours;
- Conducted 30 Fail to Stop deployments which resulted in 901 warning letters;
- Conducted Speed Watch on 3,122 vehicles at various locations in Richmond;
- Conducted Lock Out Auto Crime on 7,779 vehicles at various locations in Richmond;
- Handed out 405 armbands and queried 830 vehicles during the Lock Out Auto Crime and Pedestrian Safety blitz on February 16;
- Conducted Speed Watch deployments, with over 300 vehicles checked, in the area of Thomas Kidd Elementary School on February 20 and February 22; and
- Delivered 448 crime prevention notices and queried 472 vehicles during the Lock Out Auto Crime blitz on February 28.

Distracted Drivers

Figure 2 provides a comparison by year of the number of letters sent to registered owners.

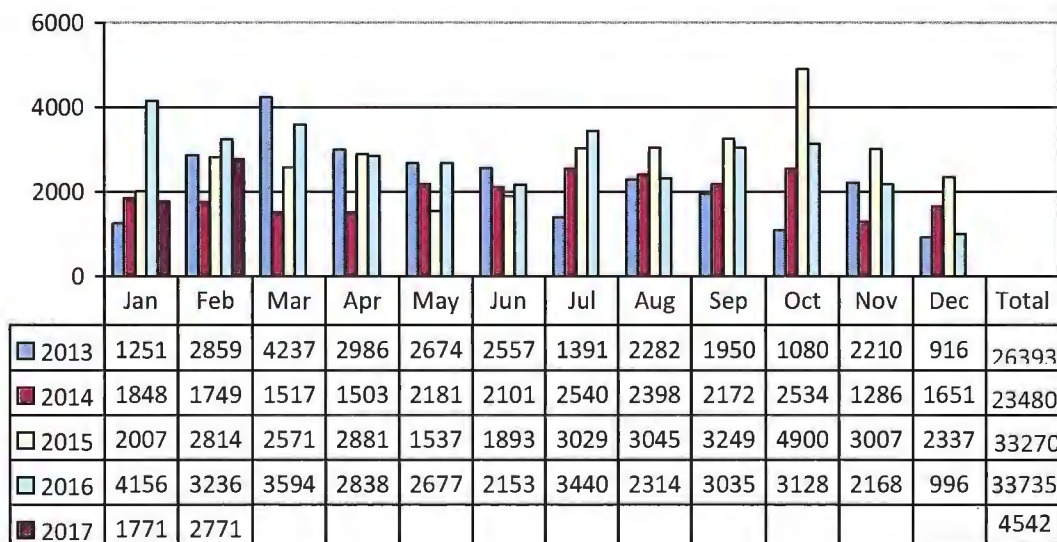
Figure 2: Distracted Drivers Letters Sent



Lock-Out Auto Crime

Figure 3 provides a comparison by year of the number of vehicles notices issued.

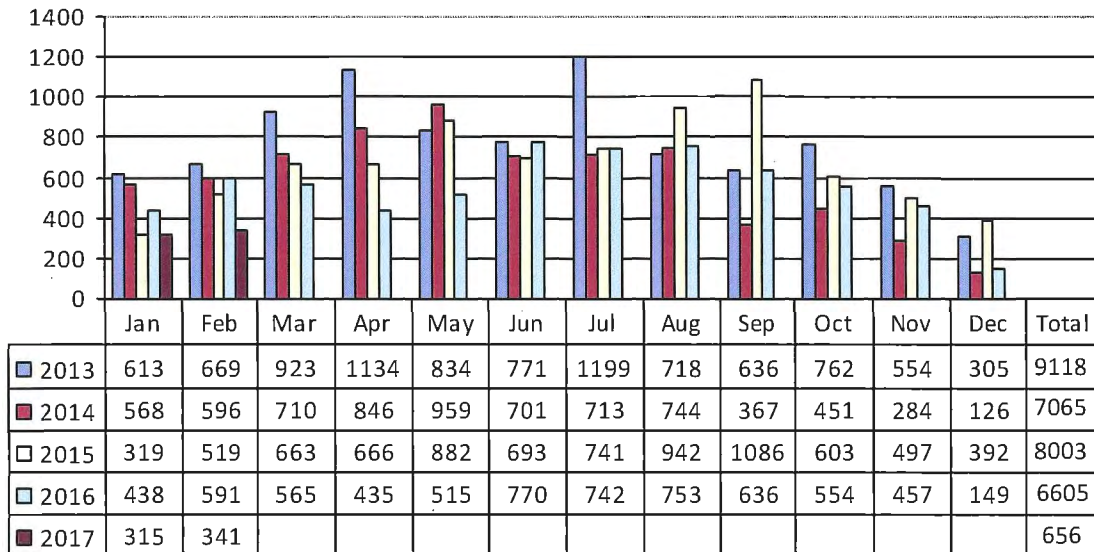
Figure 3: Lock Out Auto Crime Vehicles Issued a Notice



Speed Watch

Figure 4 provides a comparison by year of the number of letters sent to registered owners.

Figure 4: Speed Watch Letters Sent



Crime Prevention Unit

Crime Prevention reduces crime and enhances community engagement through public awareness and dialogue initiatives. During the month of February the Crime Prevention unit participated in the following events/activities:

- On February 1, 2017, Richmond RCMP compiled a tour of four Richmond religious centers. The tour included police from Delta, Vancouver, CN Rail Police, Corrections Canada and RCMP from Coquitlam, Richmond and North Vancouver. It also included Richmond Fire Rescue and the National Security Enforcement Team from RCMP 'E' Division. The outreach was a coordinated strategy to address safety concerns within the Muslim and Jewish communities.
- On February 2, 2017, Business Link Program awareness training was delivered to YVR officers. The program will be utilized with property crime issues at the McArthur Glen mall.
- A program for first responders related to Autism Training is currently being developed for an implementation date in May or June 2017.

Road Safety Unit

The Road Safety Unit makes Richmond’s roads safer through evidence-based traffic enforcement, investigation of serious vehicle collisions and public education programs. The statistics below compare February 2017 data to both December 2016 and January 2017.

The Moving Violations category refers to violations such as unsafe lane change and unsafe passing. The Vehicle category refers to motor vehicle regulation defects such as no insurance and no lights. The Other category refers to other motor vehicle infractions such as miscellaneous charges including fail to remain at the scene of accident and failing to stop for police.

Violation Tickets were issued for the following infractions:

Infraction	December 2016	January 2017	February 2017
Distracted Driving	51	55	58
Driver License	145	84	96
Impaired	53	19	37
Intersection offences	72	66	58
Moving Violations	137	86	117
Speeding	44	91	92
Seatbelts	57	0	5
Vehicle Related	58	45	27
Other	55	31	63
Total	672	477	553

Notice and Orders issued for the following infractions:

Infraction	December 2016	January 2017	February 2017
Distracted Driving	9	13	13
Driver License	23	20	29
Intersection	6	40	34
Moving Violations	126	74	63
Speeding	17	55	61
Seatbelts	33	2	2
Vehicle Related	90	91	86
Other	0	1	0
Total	304	296	288

Parking Tickets:

Name	Act	Example	Dec 2016	Jan 2017	Feb 2017
Parking	Municipal Bylaw	Municipal parking offences	44	16	49

Victim Services

In February 2017 Richmond RCMP Victim Services provided on-going support to 38 clients and attended eight crime/trauma scenes. The unit currently maintains an active caseload of 160 on-going files.

In addition, Victim Services responded to a number of cases involving medical related sudden deaths, property crime, and family conflict. Victim Services provides on-going emotional support and some cases were referred for long term assistance.

Youth Section

The Detachment's Youth Section focuses on strategies that contribute to safe and healthy behaviours essential to the development of productive and civic-minded adults. During the month of February Youth Section members:

- On February 13, 2017 donned their red serge uniforms to attend the Canada 150 birthday celebration at the Children's Art Festival at Minoru Park.
- On February 16 and 17, 2017, officers attended the 8th Annual Gangs and Guns conference hosted by Safer Schools Together. Topics included organized crime and gang violence, school violence prevention, digital data mining for investigators and criminal radicalization.
- Youth Section continues to collectively deliver the Drug Abuse Resistance Education program to 21 fifth grade classes.
- Youth Section members began delivering training to Richmond Detachment officers in relation to local School Action for Emergencies (SAFE) plans. These plans deliver site-specific emergency response plans to enhance efficiency for front line police responders to critical incidents. The initiative is part of the RCMP's ongoing commitment to youth and to building safer communities. The training also involves reviews of Richmond School District's Lockdown, Hold and Secure protocols.
- February 22, 2017, officers attended a variety of school-based Pink Shirt Day events.

Financial Impact

None.

Conclusion

The Officer in Charge, Richmond Detachment continues to ensure Richmond remains a safe and desirable community.



Edward Warzel
Manager, RCMP Administration
(604-207-4767)

EW: jl

- Att. 1: Community Policing Programs Definition
- 2: Crime Statistics
- 3: Crime Maps
- 4: February 2017 sample of police occurrences in Richmond

Auxiliary Constables

- The primary mandate of Richmond's Auxiliary Constables is to support community policing activities related to public safety and crime prevention.
- For more information, visit www.richmond.ca/safety/police/prevention/auxiliary.htm

Block Watch

- Community-based crime prevention program aimed at helping neighbors organize themselves to prevent crime.
- Residents can receive email alerts of neighbourhood residential break and enters by registering their email addresses at: blockwatch@richmond.ca
- For more information, visit www.richmond.ca/safety/police/prevention/blockwatch.htm

Difference Maker Project

- The Difference Maker Project is an off-shoot of the School Sports Programs. Elementary school students are mentored by teachers, police officers and community ambassadors. This activity aims to encourage social and civic responsibility amongst elementary and secondary school aged youth through community projects.

Distracted Driving Program

- Trained volunteers monitor intersections and observe distracted drivers.
- A letter is sent to the registered owner of the offending vehicle with information on the safety risks associated to the observed behaviour and applicable fine amounts.
- For more information, visit www.richmond.ca/safety/police/prevention/programs.htm

Fail to Stop

- Trained volunteers monitor areas that have been referred to the program by local businesses or residents where drivers are not making a full stop at the stop sign, or running a red light.
- An information letter is sent to the registered owner of the vehicle advising them the date, time and location and applicable fine amounts if the driver received a violation ticket.

Lock Out Auto Crime

- Co-sponsored by the Insurance Corporation of BC (ICBC), volunteers patrol city streets and parking lots looking for automobile security vulnerabilities.
- Notices supplied by ICBC are issued to every vehicle inspected indicating to the owner what issues need to be addressed in order to keep the vehicle and contents secure.
- For more information, visit
- www.richmond.ca/safety/police/personal/vehicle.htm

Project 529

- This program allows riders to easily and securely register their bikes. This up-to-date database of bikes alerts its registrants if a fellow 529 bike is stolen.
- Project 529 is a unique, multi-national registry that holds a database of all registered and stolen bikes.

Speed Watch

- Co-sponsored by ICBC, promotes safe driving habits by alerting drivers of their speed.
- Trained volunteers are equipped with radar and a speed watch reader board that gives drivers instant feedback regarding their speed.
- Volunteers record the license plate number and the speed, and a letter is sent to the registered owner of the offending vehicle. The letter includes the date, time and location and applicable fine amounts if the driver received a violation ticket.

Stolen Auto Recovery

- Co-sponsored by ICBC, trained volunteers equipped with portable computers identify stolen vehicles.
- These volunteers recover hundreds of stolen vehicles each year throughout the Lower Mainland.

Volunteer Bike and Foot Patrol Program

- Trained volunteers patrol Richmond neighbourhoods reporting suspicious activities and providing a visible deterrent to crime and public order issues.



FEBRUARY 2017 STATISTICS

This chart identifies the monthly totals for founded Criminal Code incidents, excluding traffic-related Criminal Code incidents. Based on Uniform Crime Reporting (UCR) scoring, there are three categories: (1) Violent Crime, (2) Property Crime, and (3) Other Criminal Code. Within each category, particular offence types are highlighted in this chart. In addition, monthly totals for Controlled Drugs and Substances Act (CDSA) incidents are included. Individual UCR codes are indicated below the specific crime type. For 2017, some inclusion criteria have been modified to improve accuracy and accommodate RCMP scoring regulations. For more information, contact Richmond Crime Analysts.

The Average Range data is based on activity in a single month over the past 5 years. If the current monthly total for an offence is above the expected average range (using standard deviation), it will be noted in **red**, while below expected numbers will be noted in **blue**.

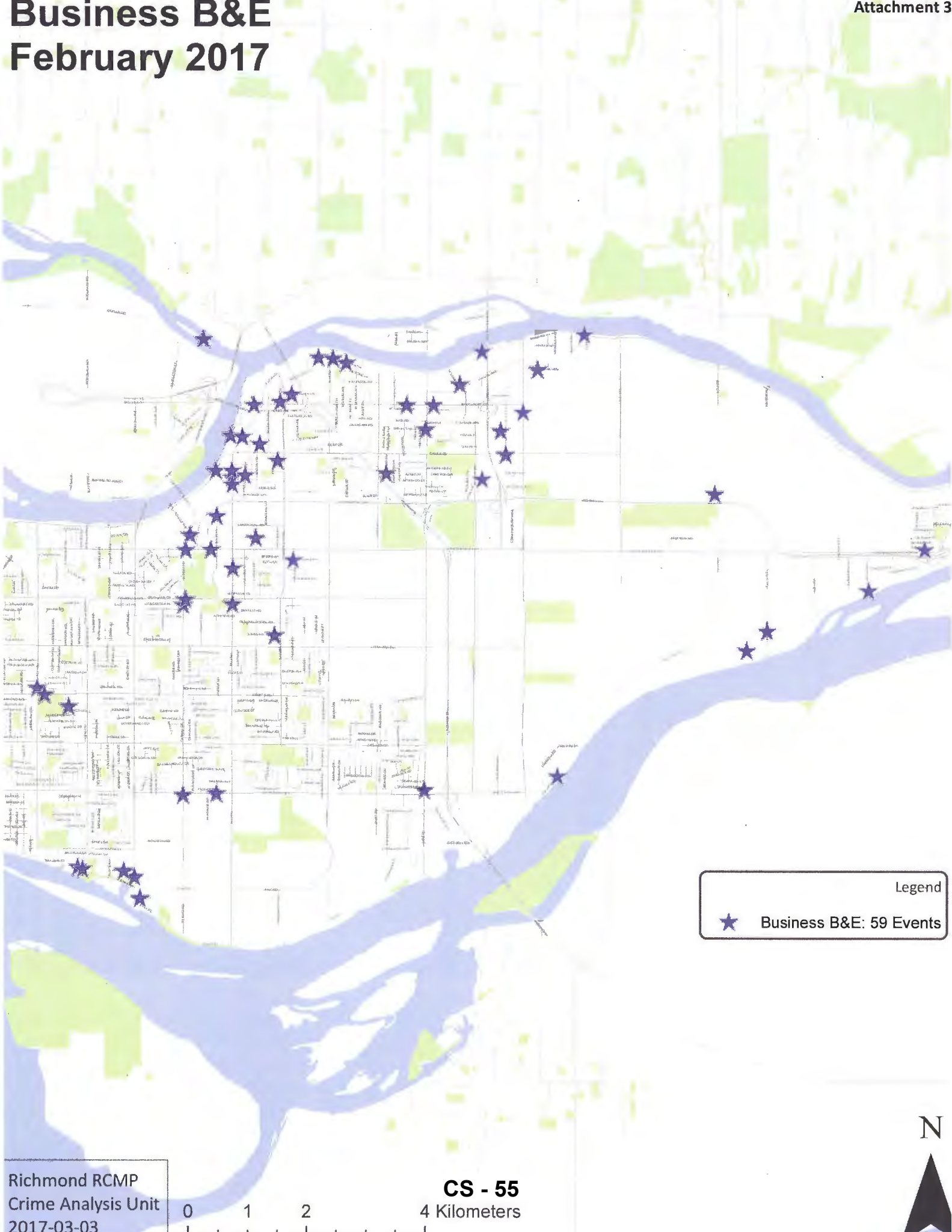
Year-to-Date percentage increases of more than 10% are marked in **red**, while decreases of more than 10% are **blue**.

	CURRENT MONTH	5-YR AVG	5-YR AVG RANGE	YEAR-TO-DATE TOTALS			
	Feb-17	February		2016	2017	% Change	Total Change
VIOLENT CRIME (UCR 1000-Series Offences)	96	93.4	82-105	224	203	-9.4%	-21
<i>Robbery</i> <small>ucr 1610 (1-3)</small>	5	7.6	3-12	25	9	-64.0%	-16
<i>Assault Common</i> <small>ucr 1430</small>	36	34.0	29-39	87	77	-11.5%	-10
<i>Assault Serious</i> <small>ucr 1410, 1420</small>	8	7.6	5-11	16	20	25.0%	4
<i>Sexual Offences</i> <small>ucr 1345, 13330, 1356, 1310</small>	4	4.4	3-6	7	5	-28.6%	-2
PROPERTY CRIME (UCR 2000-Series Offences)	655	623.0	568-678	1410	1417	0.5%	7
<i>Business B&E</i> <small>ucr 2120-1</small>	59	30.8	20-42	56	102	82.1%	46
<i>Residential B&E</i> <small>ucr 2120-2</small>	50	67.2	59-75	123	155	26.0%	32
<i>Auto Theft</i> <small>ucr 2135 (1-10), 2178</small>	27	25.4	20-31	49	59	20.4%	10
<i>Theft From Auto</i> <small>ucr 2132, 2142</small>	183	182.8	148-217	466	426	-8.6%	-40
<i>Theft</i> <small>ucr 2130, 2140</small>	122	106.8	92-122	216	221	2.3%	5
<i>Shoplifting</i> <small>ucr 2133, 2143</small>	49	57.0	42-72	139	97	-30.2%	-42
<i>Fraud</i> <small>ucr 2160 (all), 2165, 2166</small>	67	54.4	39-70	139	162	16.5%	23
OTHER CRIMINAL CODE (UCR 3000-Series Offences)	146	161.0	140-182	353	312	-11.6%	-41
<i>Arson - Property</i> <small>ucr 1629, 2110</small>	1	3.2	2-5	5	6	20.0%	1
SUBTOTAL (UCR 1000- to 3000-Series)	897	877.4	798-957	1987	1932	-2.8%	-55
DRUGS (UCR 4000-Series Offences)	75	54.4	45-64	106	108	1.9%	2

Prepared by Richmond RCMP Crime Analysts.

Data collected from PRIME on 2017-03-03. Published 2017-03-03.

This data is operational and subject to change. This document is not to be copied, reproduced, used in whole or part or disseminated to any other person or agency without the consent of the originator(s).



Richmond RCMP
Crime Analysis Unit
2017-03-03

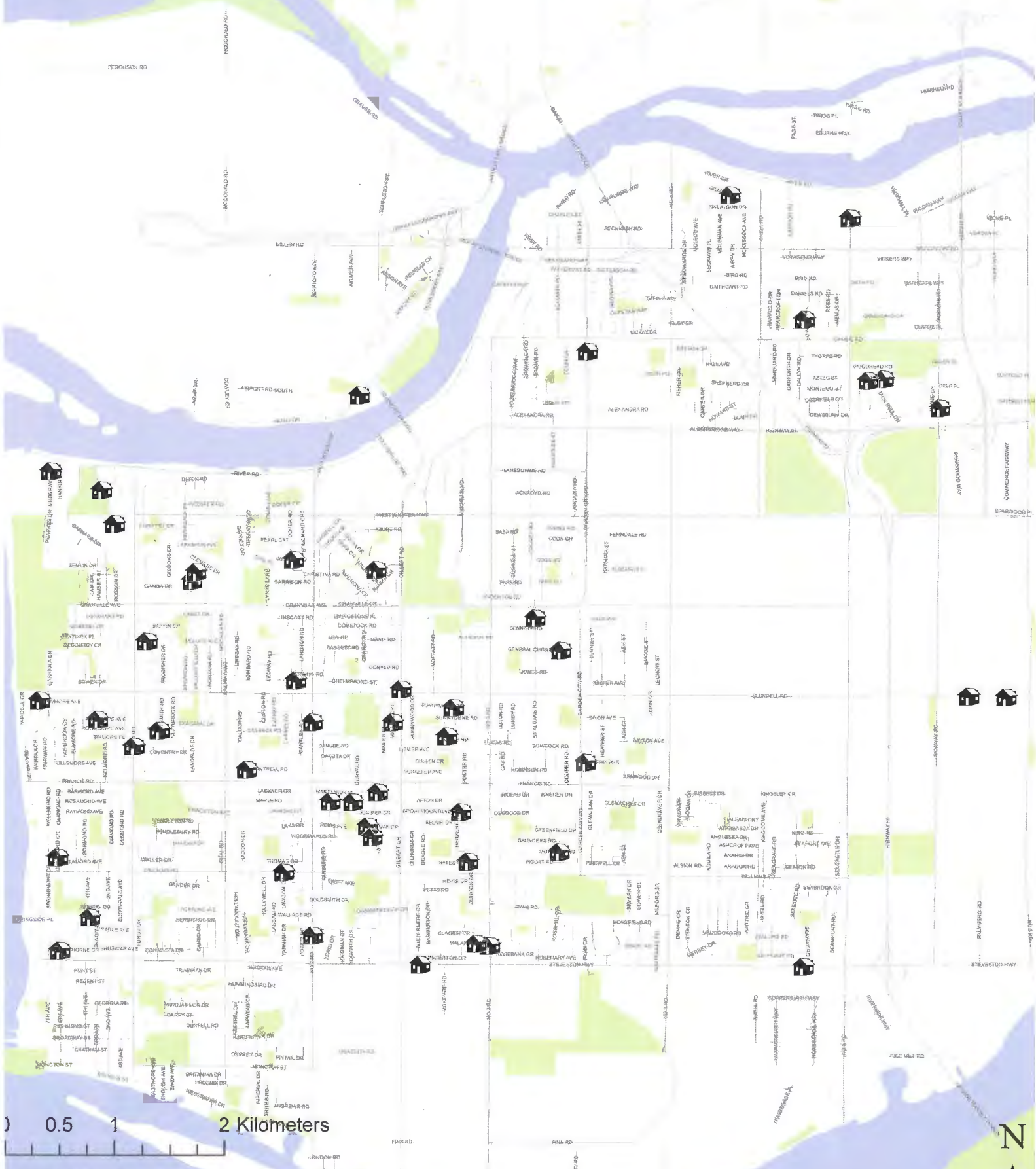
CS - 55
4 Kilometers

Legend

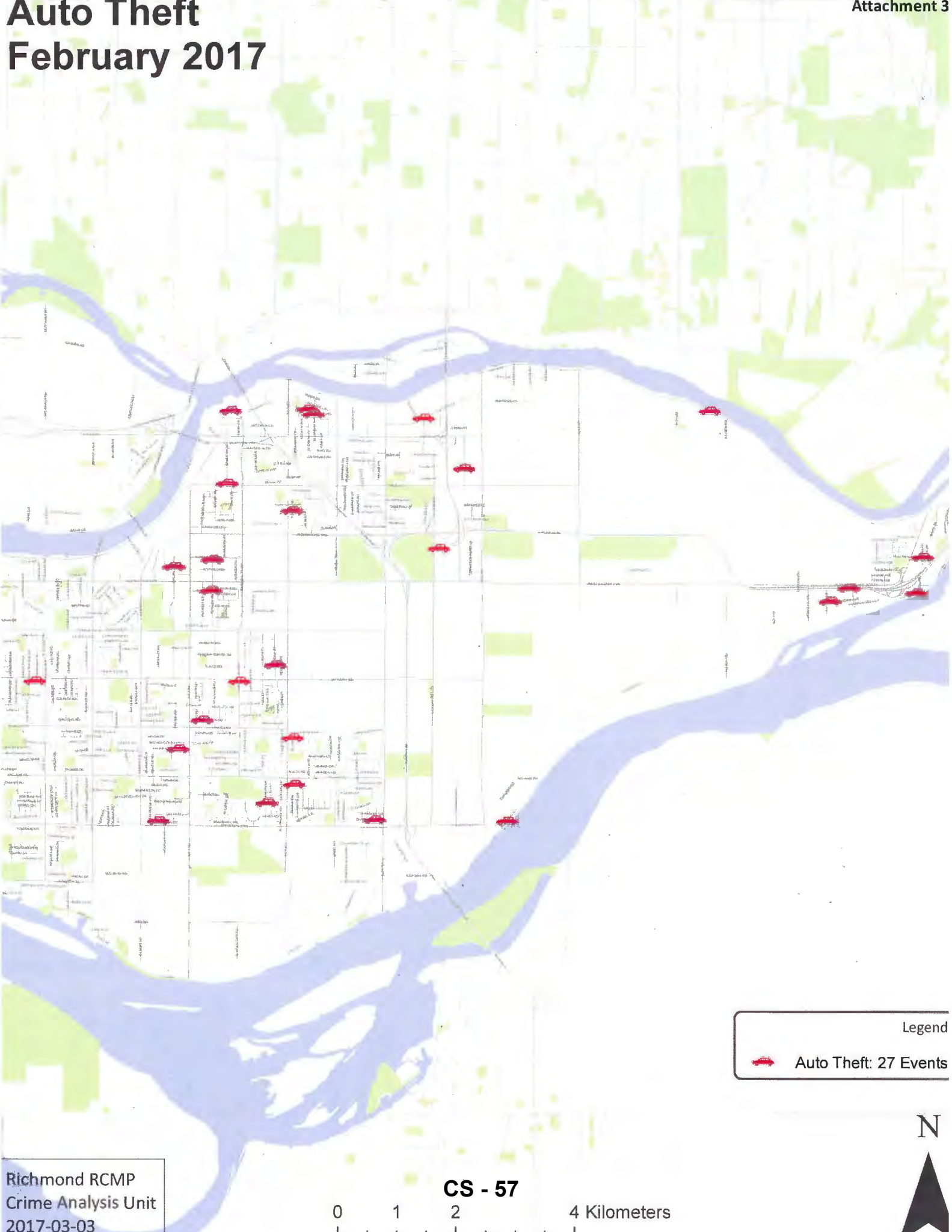
★ Business B&E: 59 Events




Residential B&E February 2017



Auto Theft February 2017



Legend

 Auto Theft: 27 Events

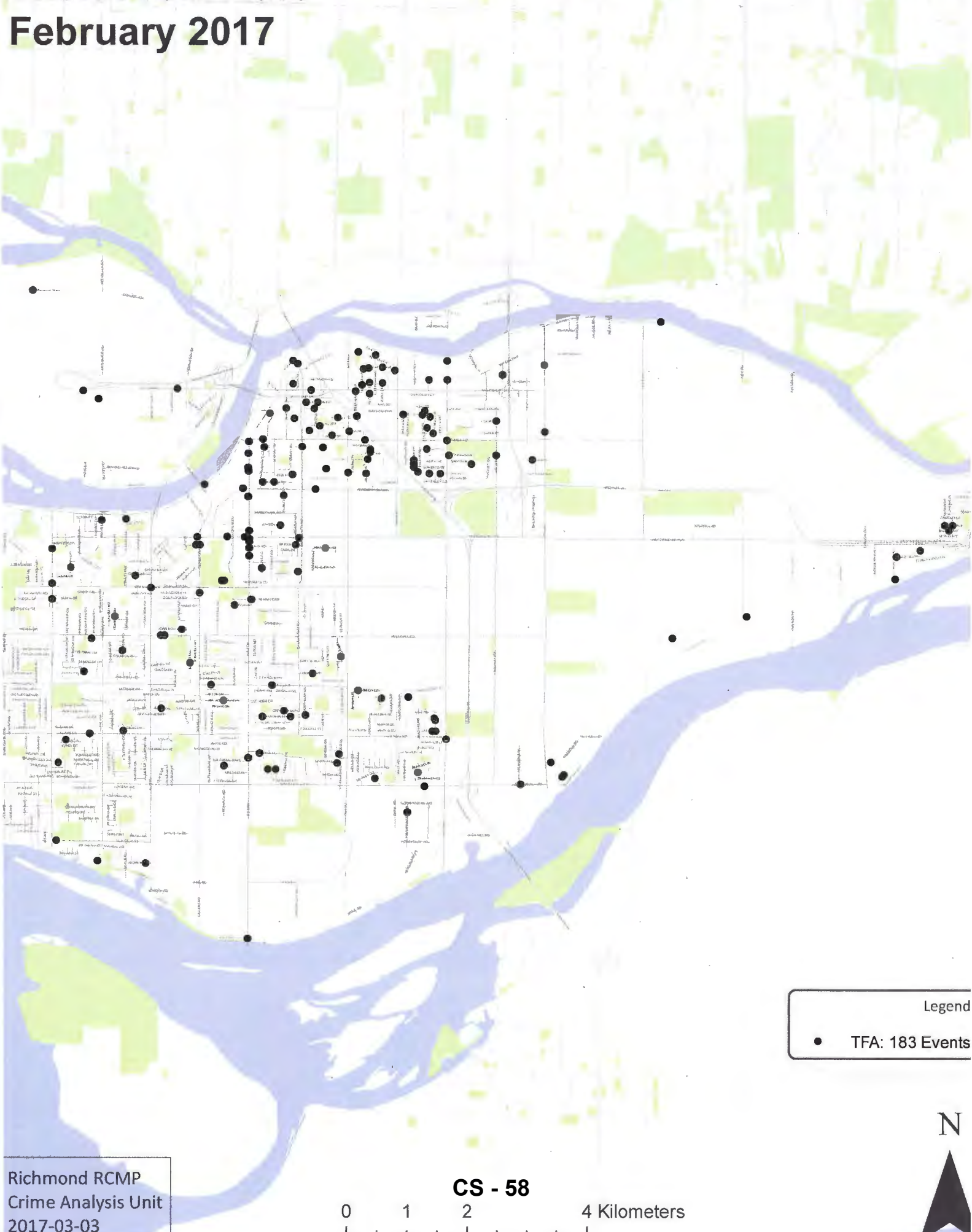
Richmond RCMP
Crime Analysis Unit
2017-03-03

0 1 2 4 Kilometers

CS - 57



Theft From Auto February 2017



Legend

- TFA: 183 Events

Richmond RCMP
Crime Analysis Unit
2017-03-03



February 2017

Sunday	Monday	Tuesday	Wednesday	Thursday	Friday	Saturday
			1 911 FALSE 1 ASSAULT AUTO THFT 3 B&E BUS 4 B&E OTH B&E RES 3 DISTURB. 5 MHA 4 BYLAW 2 THEFT 3 TFA 14 WEAPONS TOTAL GO 125	2 911 FALSE 2 ASSAULT 1 AUTO THFT 1 B&E BUS 5 B&E OTH 2 B&E RES 1 DISTURB. 2 MHA 6 BYLAW 4 THEFT 5 TFA 6 WEAPONS TOTAL GO 112	3 911 FALSE 4 ASSAULT 1 AUTO THFT 2 B&E BUS 2 B&E OTH 1 B&E RES 2 DISTURB. 2 MHA 4 BYLAW 1 THEFT 3 TFA 6 WEAPONS 1 TOTAL GO 141	4 911 FALSE 5 ASSAULT AUTO THFT B&E BUS 1 B&E OTH B&E RES 3 DISTURB. 10 MHA 2 BYLAW 1 THEFT 3 TFA 12 WEAPONS 1 TOTAL GO 106
5 911 FALSE 4 ASSAULT 2 AUTO THFT 1 B&E BUS 1 B&E OTH 1 B&E RES 3 DISTURB. 3 MHA 4 BYLAW 1 THEFT 1 TFA 3 WEAPONS TOTAL GO 87	6 911 FALSE 5 ASSAULT 1 AUTO THFT 1 B&E BUS 5 B&E OTH B&E RES 2 DISTURB. 3 MHA 4 BYLAW THEFT 4 TFA 9 WEAPONS TOTAL GO 119	7 911 FALSE 1 ASSAULT 3 AUTO THFT 3 B&E BUS 2 B&E OTH B&E RES 1 DISTURB. 3 MHA 6 BYLAW 1 THEFT 2 TFA 2 WEAPONS TOTAL GO 87	8 911 FALSE 2 ASSAULT 3 AUTO THFT 2 B&E BUS 4 B&E OTH B&E RES DISTURB. 2 MHA 4 BYLAW 2 THEFT 8 TFA 5 WEAPONS TOTAL GO 122	9 911 FALSE 5 ASSAULT 4 AUTO THFT 2 B&E BUS 1 B&E OTH 1 B&E RES DISTURB. 7 MHA 1 BYLAW 2 THEFT 7 TFA 2 WEAPONS 2 TOTAL GO 113	10 911 FALSE 2 ASSAULT 2 AUTO THFT 1 B&E BUS B&E OTH B&E RES 2 DISTURB. 2 MHA 3 BYLAW 2 THEFT 3 TFA 7 WEAPONS 2 TOTAL GO 108	11 911 FALSE 2 ASSAULT 5 AUTO THFT B&E BUS 2 B&E OTH B&E RES 2 DISTURB. 8 MHA 4 BYLAW 2 THEFT 8 TFA 11 WEAPONS 1 TOTAL GO 154
12 911 FALSE 2 ASSAULT 5 AUTO THFT 2 B&E BUS 3 B&E OTH B&E RES DISTURB. 2 MHA 6 BYLAW 5 THEFT 9 TFA 5 WEAPONS TOTAL GO 114	13 911 FALSE 6 ASSAULT 1 AUTO THFT 1 B&E BUS 1 B&E OTH B&E RES 7 DISTURB. 3 MHA 1 BYLAW 4 THEFT 5 TFA 4 WEAPONS TOTAL GO 110	14 911 FALSE 4 ASSAULT 2 AUTO THFT B&E BUS 4 B&E OTH B&E RES 2 DISTURB. 4 MHA 3 BYLAW THEFT 7 TFA 14 WEAPONS 1 TOTAL GO 131	15 911 FALSE 6 ASSAULT AUTO THFT 3 B&E BUS 5 B&E OTH 1 B&E RES 3 DISTURB. 3 MHA 4 BYLAW 5 THEFT 2 TFA 15 WEAPONS TOTAL GO 133	16 911 FALSE 5 ASSAULT 2 AUTO THFT 2 B&E BUS 3 B&E OTH 1 B&E RES 1 DISTURB. 5 MHA 5 BYLAW 2 THEFT 8 TFA 5 WEAPONS 1 TOTAL GO 123	17 911 FALSE 2 ASSAULT 3 AUTO THFT 1 B&E BUS 2 B&E OTH 3 B&E RES 4 DISTURB. 10 MHA 3 BYLAW 2 THEFT 3 TFA 6 WEAPONS 1 TOTAL GO 121	18 911 FALSE 2 ASSAULT 3 AUTO THFT 1 B&E BUS 1 B&E OTH 1 B&E RES 2 DISTURB. 1 MHA 4 BYLAW 6 THEFT TFA 7 WEAPONS 2 TOTAL GO 113
19 911 FALSE 3 ASSAULT AUTO THFT B&E BUS 4 B&E OTH B&E RES 3 DISTURB. 3 MHA 2 BYLAW 4 THEFT 4 TFA 4 WEAPONS 1 TOTAL GO 96	20 911 FALSE 8 ASSAULT 2 AUTO THFT B&E BUS 4 B&E OTH B&E RES 4 DISTURB. 3 MHA 3 BYLAW THEFT 3 TFA 8 WEAPONS TOTAL GO 123	21 911 FALSE 6 ASSAULT 3 AUTO THFT 2 B&E BUS 1 B&E OTH B&E RES DISTURB. 2 MHA 3 BYLAW THEFT 11 TFA 6 WEAPONS TOTAL GO 115	22 911 FALSE 2 ASSAULT 1 AUTO THFT B&E BUS B&E OTH B&E RES 2 DISTURB. 1 MHA 2 BYLAW 1 THEFT 6 TFA 4 WEAPONS 2 TOTAL GO 94	23 911 FALSE 3 ASSAULT 5 AUTO THFT B&E BUS 1 B&E OTH B&E RES 1 DISTURB. 1 MHA 3 BYLAW 3 THEFT 3 TFA 9 WEAPONS TOTAL GO 119	24 911 FALSE 1 ASSAULT AUTO THFT 4 B&E BUS 4 B&E OTH B&E RES 3 DISTURB. 4 MHA 1 BYLAW 4 THEFT 6 TFA 8 WEAPONS 2 TOTAL GO 125	25 911 FALSE 2 ASSAULT 1 AUTO THFT 2 B&E BUS B&E OTH B&E RES DISTURB. 3 MHA 1 BYLAW 4 THEFT 1 TFA 5 WEAPONS 1 TOTAL GO 92
26 911 FALSE 4 ASSAULT AUTO THFT B&E BUS 2 B&E OTH 1 B&E RES 4 DISTURB. 1 MHA 2 BYLAW 4 THEFT 6 TFA 6 WEAPONS 1 TOTAL GO 86	27 911 FALSE 1 ASSAULT 1 AUTO THFT B&E BUS 1 B&E OTH B&E RES DISTURB. MHA 2 BYLAW 1 THEFT 3 TFA 1 WEAPONS TOTAL GO 57	28 911 FALSE 3 ASSAULT 1 AUTO THFT B&E BUS 2 B&E OTH 1 B&E RES 3 DISTURB. 3 MHA 3 BYLAW 2 THEFT 8 TFA 7 WEAPONS TOTAL GO 134	<p>Legend</p> <p>911-FALSE/ABAND ASSAULTS AUTO THEFT BREAK & ENTER - BUS BREAK & ENTER - OTH BREAK & ENTER - RES CAUSE DISTURBANCE MENTAL HEALTH ACT MUNICIPAL BYLAW OTHER THEFT U/5000 THEFT FROM VEHICLE WEAPONS OFFENCES GENERAL OCCURENCE</p> <p>911 FALSE ASSAULT AUTO THFT B&E BUS B&E OTH B&E RES DISTURB. MHA BYLAW THEFT TFA WEAPONS GO</p>			

Statistics Run on 2017-03-03
Prepared by Richmond RCMP.

This data is operational and subject to change. This document is not to be copied, reproduced, used in whole or part or disseminated to any other person or agency without the consent of the originator(s).

These statistics are based on UCR primary scoring only.

*All CCJS are included (assistance, information, prevention, unsubstantiated, unfounded). Street Checks, Tickets, and non-GO calls have not been calculated.