



City of Richmond

Report to Committee

To: Community Safety Committee **Date:** July 17, 2017
From: Will Ng, Superintendent **File:** 09-5000-01/2017-Vol
 Officer in Charge, Richmond RCMP Detachment 01
Re: RCMP Monthly Activity Report – June 2017

Staff Recommendation

That the report titled “RCMP’s Monthly Activity Report – June 2017,” dated July 17, 2017, from the Officer In Charge, Richmond RCMP, be received for information.

Will Ng, Superintendent
Officer in Charge, Richmond RCMP Detachment
(604-278-1212)

Att. 5

REPORT CONCURRENCE	
CONCURRENCE OF GENERAL MANAGER	
REVIEWED BY STAFF REPORT / AGENDA REVIEW SUBCOMMITTEE	INITIALS: CF
APPROVED BY CAO	

Staff Report

Origin

At the request of the Community Safety Committee, the Officer in Charge will keep Council informed on matters pertaining to policing in the Richmond community. This monthly activity report for the RCMP provides information on each of the following areas:

1. Activities and Noteworthy Files
2. Analysis of Crime Statistics
3. Auxiliary Constables
4. Block Watch
5. Community Police Stations and Programs
6. Crime Prevention Unit
7. Road Safety Unit
8. Victim Services
9. Youth Section

This report supports Council's 2014-2018 Term Goal #1 A Safe Community:

Maintain emphasis on community safety to ensure Richmond continues to be a safe community.

Analysis

Activities and Noteworthy Files

Large Fire

On June 13, 2017, Richmond RCMP was called to assist Richmond Fire Rescue with a large fire on Mitchell Island. The fire originated at a mattress recycling facility; the matter is under investigation.

Dog Bite

On June 13, 2017, Richmond RCMP received a complaint regarding a large Rottweiler running at large at Saunders Road and No. 3 Road. The owner was able to secure the dog and the complainant was treated by Emergency Health Services for a small puncture wound. The matter is under investigation.

Hit and Run, Dangerous Operation, Impaired

On June 22, 2017, Richmond RCMP officers were conducting a road block at Granville Avenue and Garden City road when a vehicle drove into the rear of an unoccupied parked police vehicle. The police vehicle was pushed into a hydro pole. The driver subsequently drove away from the scene. The driver struck another vehicle at No. 3 Road before being arrested.

Canada 150

Richmond RCMP wanted to do something special in celebration of Canada 150. On June 30, 2017 RCMP members wearing red serge and members of the local community came together to show their Canada 150 spirit. A photograph was taken in a full size hockey rink with an oversized Canadian flag (Attachment 1).

Analysis of Crime Statistics

Arson

In June 2017, there were four incidents of arson, which is a 20 per cent decrease from May 2017 and a 60 per cent decrease from June 2016. Arson at this time is within the five-year statistical average range.

Assault Serious (Assault with a Weapon)

There were 14 assault serious events, which is a 17 per cent decrease from May 2017 and a 12 per cent decrease from June 2016. Assault serious is within the five-year statistical average range.

Auto Theft

There were 21 auto theft incidents, which is a eight per cent decrease from May 2017 and a 34 per cent decrease from June 2016. Auto theft is within the five-year statistical average range.

Drugs

There were 67 drug incidents, which is a decrease of 28 per cent from May 2017 and a 20 per cent decrease from June 2016. Drug incidents are within the five-year statistical average range¹.

Residential Break and Enter

There were 46 break and enters, which is a two per cent decrease from May 2017 and no change from June 2016. Residential break and enters are within the five-year statistical average range.

Sexual Assault

There were eleven sexual assault offences, which resulted in a 57 per cent increase from May 2017 and a 15 percent decrease from June 2016. Sexual offences are above the five-year statistical average range. The spike in June is a result of child pornography seizures at YVR and several incidents of inappropriate touching by strangers in public.

¹ Even though June 2017 shows a decrease, drug incidents are still on pace to meet the five per cent increase benchmark as noted in the Annual Performance Plan.

Auxiliary Constable Activities

Auxiliary Constables attend events in the community to promote a positive police presence, support regular RCMP members and provide traffic and crowd control. During the month of June auxiliary constables participated in:

- ALS Fundraising Golf Tournament
- Burkeville DAZE Festival
- Canada Day Event
- Crime Watch
- Day of Caring Food Bank Event
- Hamilton Festival
- Heart and Stroke Big Bike Event
- Project 529 Bike Registry
- Ride, Don't Hide
- School Sports
- South Arm Canada 150 Celebration
- Spring Fair at Dixon Elementary

Block Watch

At the end of June 2017, the Block Watch program had 441 groups totaling 10,066 participants. Currently, the program includes 582 captains, which is an increase of two captains, two groups, and 28 participants.

Community Police Station Programs

Community police stations continue to enhance the Detachment's policing service by providing an array of crime prevention resources and community safety initiatives. City staff and volunteers pursued safety initiatives to enhance crime prevention program awareness, community engagement, police accessibility and to reduce anxiety and fear levels related to crime. The demographics of the programs vary from month to month reflective of weather conditions, seasonal initiatives, events and the availability of the volunteers.

During the month of June volunteer highlights included:

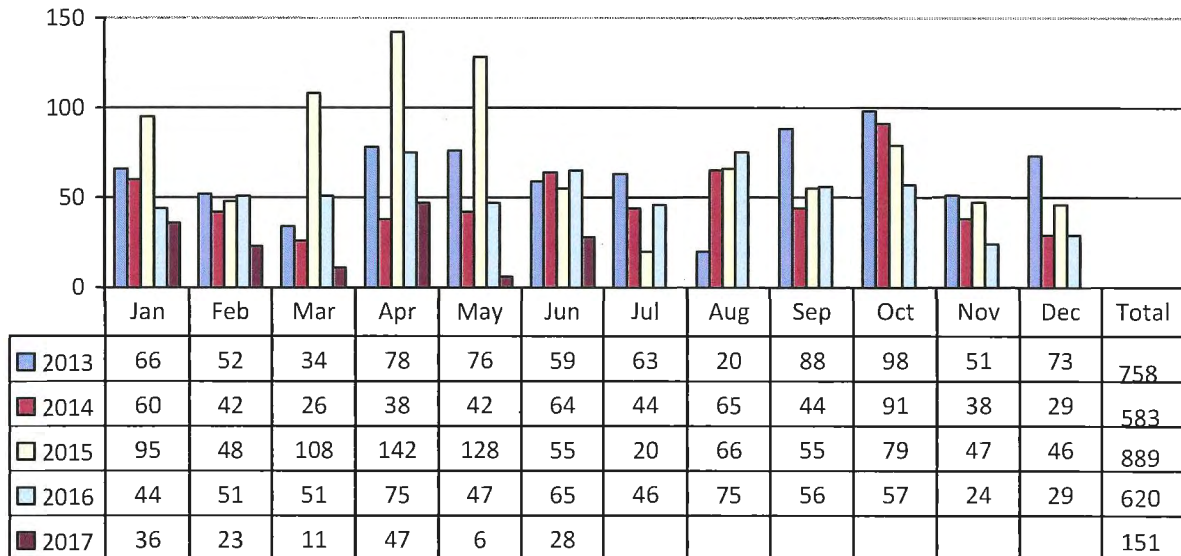
- The deployment of 23 foot/van patrols totalling 165.5 hours and 18 bike patrols totalling 170 hours;
- 24 Fail to Stop deployments which resulted in 749 warning letters;
- Speed Watch on 6,904 vehicles at various locations in Richmond;
- Lock Out Auto Crime on 10,007 vehicles at various locations in Richmond;
- June 1, 2017, a bicycle registry event resulting in 40 bikes registered at Burnett Secondary School;
- June 7, 2017, a school sports event at Homma Elementary School;
- June 7, 2017, an ALS Golf Tournament in participation with the auxiliary constables;
- June 11, 2017, an Island Bike Tour and Project 529 Bike Registration event resulting in 41 bikes registered;

- June 15, 2017, a Disability Pride March in participation with the Crime Prevention members;
- June 21, 2017, a School Sports event at Cook Elementary School in participation with Crime Prevention and Youth Section members;
- June 24, 2017, a South Arm Block Party Canada 150 event where the Distracted Drivers Obstacle course was deployed; and
- June 28, 2017, at McNair Secondary School year end carnival event where the Distracted Drivers Obstacle course was deployed as well.

Distracted Drivers

Figure 2 provides a comparison by year of the number of letters sent to registered owners.

Figure 2: Distracted Drivers Letters Sent



Crime Prevention Unit

Crime Prevention reduces crime and enhances community engagement through public awareness and dialogue initiatives. During the month of June, the Crime Prevention unit participated in the following events/activities:

- Canada 150 Photo Event
- Day of Caring Food Bank Event at Richmond Sharing Farm
- Disability Pride March
- Law Enforcement Torch Run
- Mail Theft Security Audits in partnership with Canada Post
- Project 529 Bike Registration at Burnett Secondary
- School Sports at Homma Elementary

Road Safety Unit

The Road Safety Unit makes Richmond's roads safer through evidence-based traffic enforcement, investigation of serious vehicle collisions and public education programs. The statistics below compare June 2017 data to both April 2017 and May 2017.

The Moving Violations category refers to violations such as unsafe lane change and unsafe passing. The Vehicle category refers to motor vehicle regulation defects such as no insurance and no lights. The Other category refers to other motor vehicle infractions such as miscellaneous charges including fail to remain at the scene of accident and failing to stop for police.

Violation Tickets were issued for the following infractions:

Infraction	April 2017	May 2017	June 2017
Distracted Driving	76	108	143
Driver License	100	121	122
Impaired	25	32	45
Intersection offences	54	67	69
Moving Violations	67	107	108
Speeding	87	156	144
Seatbelts	2	7	18
Vehicle Related	31	20	36
Other	62	48	11
Total	504	666	696

Notice and Orders issued for the following infractions:

Infraction	April 2017	May 2017	June 2017
Distracted Driving	14	10	27
Driver License	28	34	32
Intersection	34	32	42
Moving Violations	69	54	47
Speeding	73	67	40
Seatbelts	1	1	1
Vehicle Related	78	68	59
Other	0	0	0
Total	297	266	248

Parking Tickets:

Name	Act	Example	Apr 2017	May 2017	June 2017
Parking	Municipal Bylaw	Municipal parking offences	52	36	14

Victim Services

In June 2017 Richmond RCMP Victim Services provided on-going support to 59 clients and attended 10 crime/trauma scenes. The unit currently maintains an active caseload of 140 on-going files.

In addition, Victim Services responded to a number of cases involving family conflict, suicide, and sudden death. Victim Services provides on-going emotional support and on occasion refers clients for long term assistance.

Youth Section

The Detachment's Youth Section focuses on strategies that contribute to safe and healthy behaviours essential to the development of productive and civic-minded adults. During the month of June Youth Section members highlights included:


- Burnett, McNair, and Palmer Secondary School Events
- Drug Abuse Resistance Education graduation event
- Hold and Secure Drill at McNeely Elementary
- Richmond Jewish Day School Event
- Partnership meeting with Richmond Youth Probation
- Pythagoras Independent School Event
- School Sports at Cook and Homma Elementary Schools

Financial Impact

None.

Conclusion

The Officer in Charge, Richmond Detachment continues to ensure Richmond remains a safe and desirable community.



Edward Warzel
Manager, RCMP Administration
(604-207-4767)

EW:jl

- Att. 1: Canada 150 Photograph
- 2: Community Policing Programs Definition
- 3: Crime Statistics
- 4: Crime Maps
- 5: June 2017 sample of police occurrences in Richmond



richmond.bc.rcmp-grc.gc.ca

Auxiliary Constables

- The primary mandate of Richmond's Auxiliary Constables is to support community policing activities related to public safety and crime prevention.
- For more information, visit www.richmond.ca/safety/police/prevention/auxiliary.htm

Block Watch

- Community-based crime prevention program aimed at helping neighbors organize themselves to prevent crime.
- Residents can receive email alerts of neighbourhood residential break and enters by registering their email addresses at: blockwatch@richmond.ca
- For more information, visit www.richmond.ca/safety/police/prevention/blockwatch.htm

Difference Maker Project

- The Difference Maker Project is an off-shoot of the School Sports Programs. Elementary school students are mentored by teachers, police officers and community ambassadors. This activity aims to encourage social and civic responsibility amongst elementary and secondary school aged youth through community projects.

Distracted Driving Program

- Trained volunteers monitor intersections and observe distracted drivers.
- A letter is sent to the registered owner of the offending vehicle with information on the safety risks associated to the observed behaviour and applicable fine amounts.
- For more information, visit www.richmond.ca/safety/police/prevention/programs.htm

Fail to Stop

- Trained volunteers monitor areas that have been referred to the program by local businesses or residents where drivers are not making a full stop at the stop sign, or running a red light.
- An information letter is sent to the registered owner of the vehicle advising them the date, time and location and applicable fine amounts if the driver received a violation ticket.

Lock Out Auto Crime

- Co-sponsored by the Insurance Corporation of BC (ICBC), volunteers patrol city streets and parking lots looking for automobile security vulnerabilities.
- Notices supplied by ICBC are issued to every vehicle inspected indicating to the owner what issues need to be addressed in order to keep the vehicle and contents secure.
- For more information, visit
- www.richmond.ca/safety/police/personal/vehicle.htm

Project 529

- This program allows riders to easily and securely register their bikes. This up-to-date database of bikes alerts its registrants if a fellow 529 bike is stolen.
- Project 529 is a unique, multi-national registry that holds a database of all registered and stolen bikes.

Speed Watch

- Co-sponsored by ICBC, promotes safe driving habits by alerting drivers of their speed.
- Trained volunteers are equipped with radar and a speed watch reader board that gives drivers instant feedback regarding their speed.
- Volunteers record the license plate number and the speed, and a letter is sent to the registered owner of the offending vehicle. The letter includes the date, time and location and applicable fine amounts if the driver received a violation ticket.

Stolen Auto Recovery

- Co-sponsored by ICBC, trained volunteers equipped with portable computers identify stolen vehicles.
- These volunteers recover hundreds of stolen vehicles each year throughout the Lower Mainland.

Volunteer Bike and Foot Patrol Program

- Trained volunteers patrol Richmond neighbourhoods reporting suspicious activities and providing a visible deterrent to crime and public order issues.

June 2017 STATISTICS

RICHMOND RCMP

This chart identifies the monthly totals for founded Criminal Code incidents, excluding traffic-related Criminal Code incidents. Based on Uniform Crime Reporting (UCR) scoring, there are three categories: (1) Violent Crime, (2) Property Crime, and (3) Other Criminal Code. Within each category, particular offence types are highlighted in this chart. In addition, monthly totals for Controlled Drugs and Substances Act (CDSA) incidents and MHA-related calls for service are included. Individual UCR codes are indicated below the specific crime type. For 2017, some inclusion criteria have been modified to improve accuracy and accommodate RCMP scoring regulations. For more information, contact Richmond Crime Analysts.

The Average Range data is based on activity in a single month over the past 5 years. If the current monthly total for an offence is above the expected average range (using a standard deviation), it will be noted in **red**, while below expected numbers will be noted in **blue**.

Year-to-Date percentage increases of more than 10% are marked in **red**, while decreases of more than 10% are **blue**.

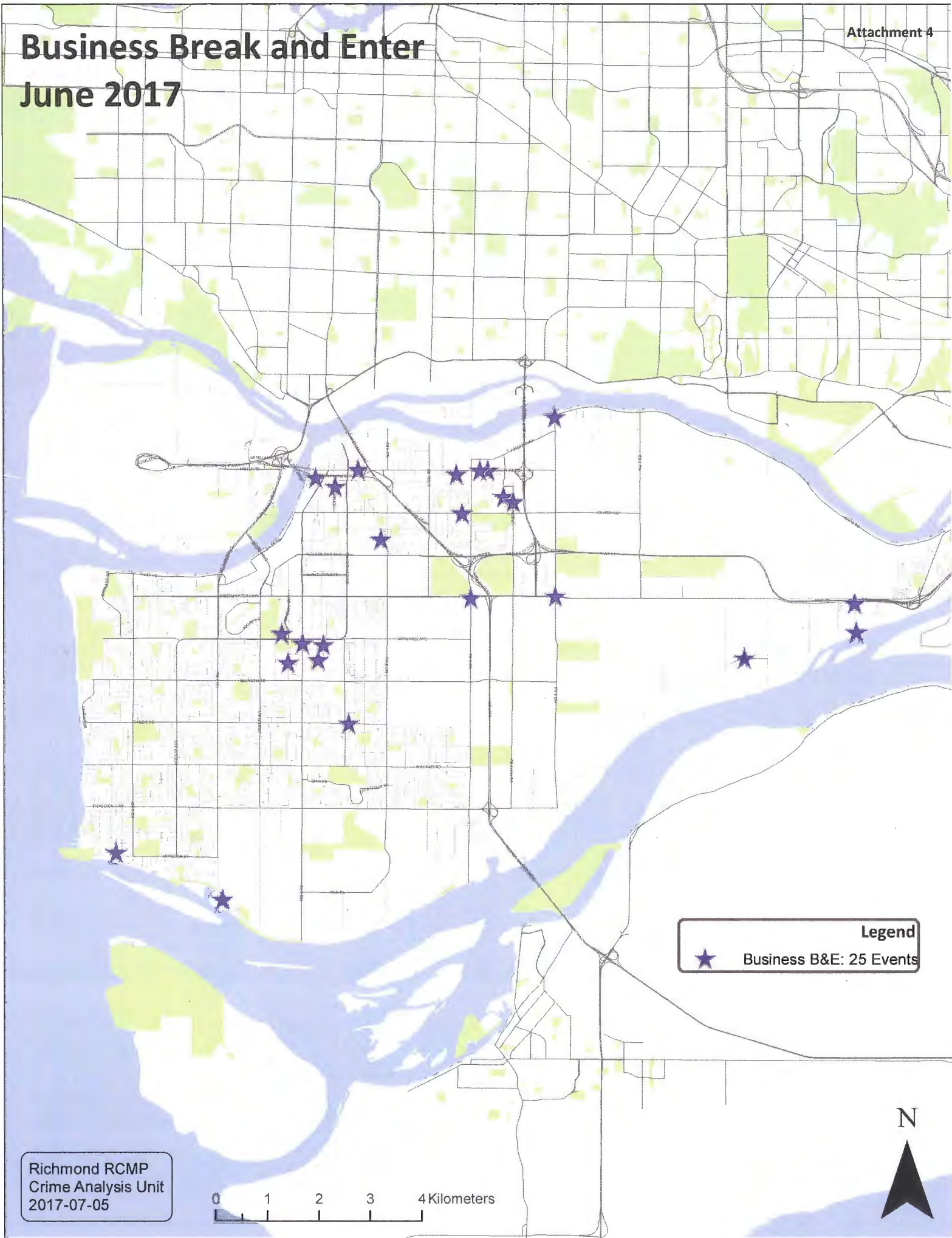
	Month	5-Yr Avg	5-Yr Range	Year to Date Totals			
	June-17	June		2016	2017	% Change	# Change
VIOLENT CRIME (UCR 1000-Series Offences)	140	116.2	103-130	740	688	-7%	-52
Robbery <small>UCR 1610 (1-3)</small>	5	6.2	3-9	51	29	-43%	-22
Assault Common <small>UCR 1430</small>	56	40.0	36-44	249	236	-5%	-13
Assault Serious <small>UCR 1410, 1420</small>	14	13.8	12-16	70	68	-3%	-2
Sexual Offences <small>UCR 1345, 1350, 1355, 1310</small>	11	6.4	3-10	44	33	-25%	-11
PROPERTY CRIME (UCR 2000-Series Offences)	616	633.4	582-685	4264	3988	-6%	-276
Business B&E <small>UCR 2120-1</small>	25	27.6	20-36	163	225	38%	62
Residential B&E <small>UCR 2120-2</small>	46	47.2	39-56	319	355	11%	36
Auto Theft <small>UCR 2135 (1-10), 2178</small>	21	25.4	19-32	181	153	-15%	-28
Theft from Auto <small>UCR 2132, 2142</small>	127	178.4	145-212	1351	1074	-21%	-277
Theft <small>UCR 2130, 2140</small>	93	111.6	104-120	616	600	-3%	-16
Shoplifting <small>UCR 2133, 2143</small>	51	63.8	55-72	437	316	-28%	-121
Fraud <small>UCR 2100 (94), 2165, 2168</small>	81	55.0	49-61	419	476	14%	57
OTHER CRIMINAL CODE (UCR 3000-Series Offences)	167	195.0	177-213	1144	976	-15%	-168
Arson <small>UCR 1629, 2110</small>	4	6.0	6-9	35	21	-40%	-14
SUBTOTAL CC OFFENCES (UCR 1000 to 3000 Series)	923	944.6	878-1011	6148	5652	-8%	-496
DRUGS (UCR 4000-Series Offences)	67	71.0	58-84	421	379	-10%	-42
MHA RELATED CALLS (MHA files or Mental Health flag)	101	101.2	89-114	678	736	9%	58

Prepared by Richmond RCMP Crime Analysts.

Data collected from PRIME on 2017-07-05. Published 2017-07-06.

This data is operational and subject to change. This document is not to be copied, reproduced, used in whole or part or disseminated to any other person or agency without the consent of the originator(s).

Business Break and Enter June 2017



Richmond RCMP
Crime Analysis Unit
2017-07-05

0 1 2 3 4 Kilometers

Legend
★ Business B&E: 25 Events




Residential Break and Enter June 2017



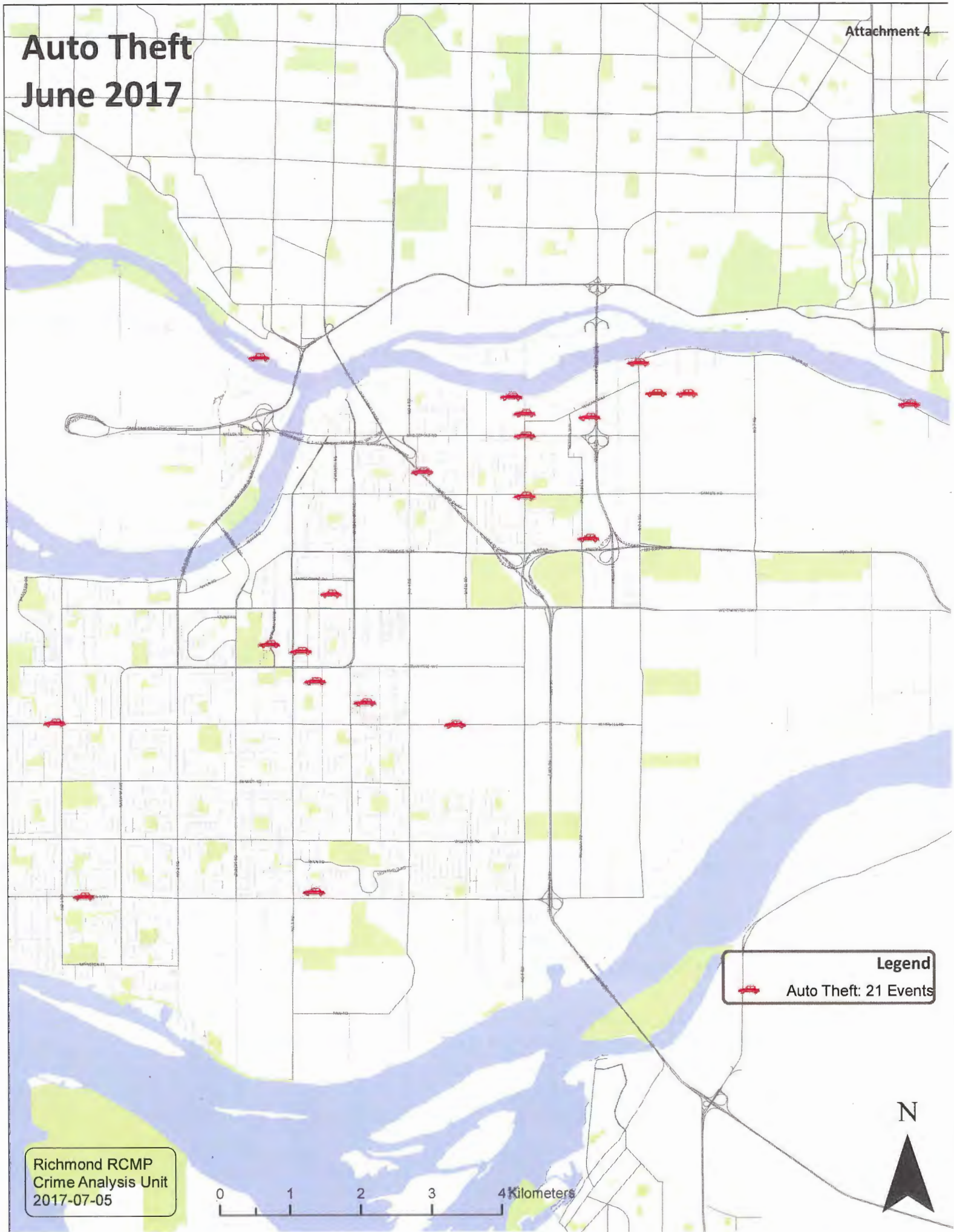
Richmond RCMP
Crime Analysis Unit
2017-07-05

0 0.5 1 1.5 2 Kilometers

Legend
Res B&E: 46 Events



Auto Theft June 2017

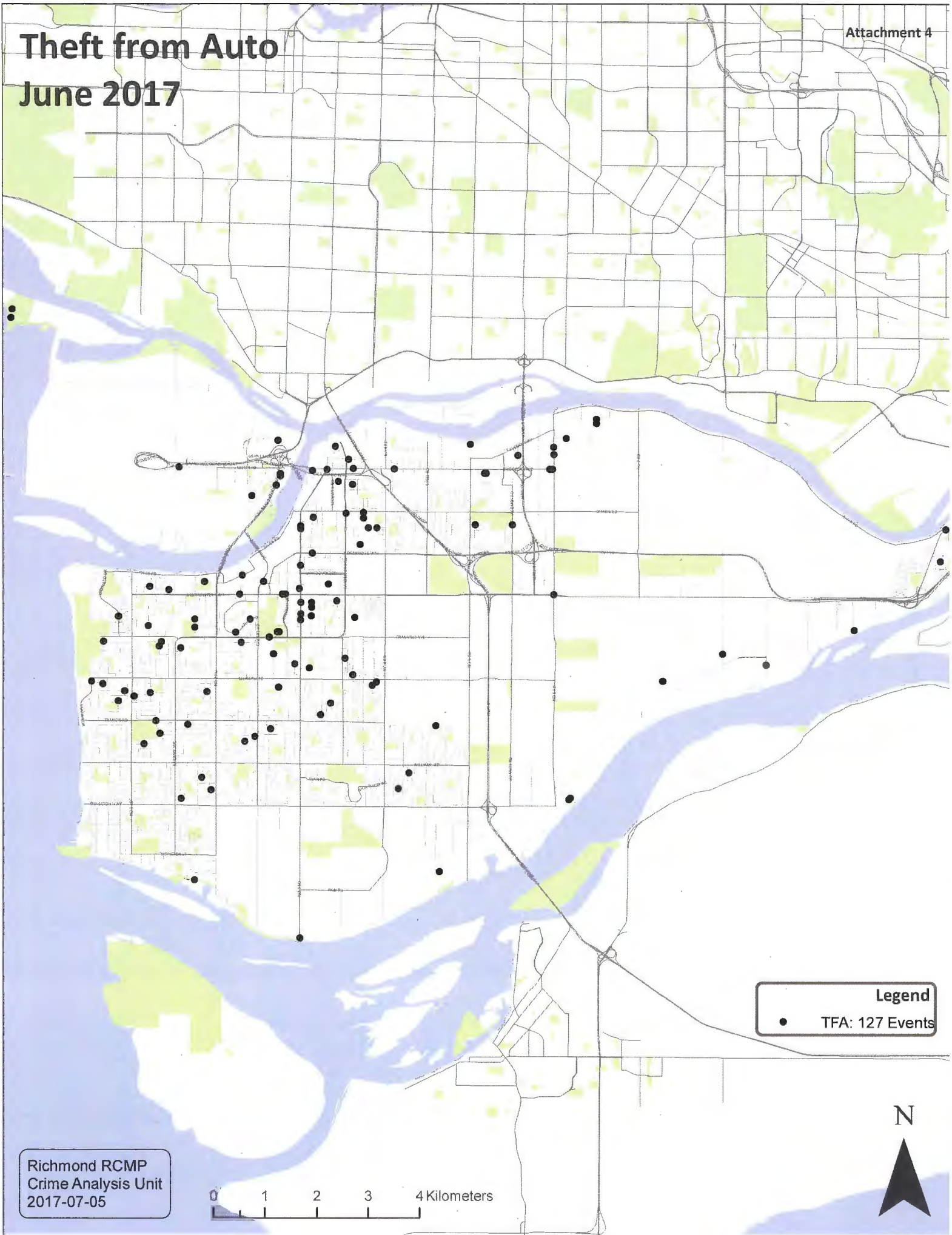


Richmond RCMP
Crime Analysis Unit
2017-07-05

0 1 2 3 4 Kilometers



Theft from Auto June 2017



Richmond RCMP
Crime Analysis Unit
2017-07-05

0 1 2 3 4 Kilometers



June 2017

Sunday	Monday	Tuesday	Wednesday	Thursday	Friday	Saturday
	Legend 911 FALSE 911 false/abandoned ASSAULT assaults AUTO THFT auto theft B&E BUS Break and Enter - Business B&E OTH Break and Enter - Other B&E RES Break and Enter - Residential DISTURB Cause Disturbance MHA Mental Health Act BYLAW Municipal Bylaw THEFT Other Theft U/5000 TFA Theft from Vehicle WEAPONS Weapons Offences GO Total General Occurrence					
					1 911 FALSE 11 ASSAULT 2 AUTO THFT 1 B&E BUS 1 B&E OTH 1 B&E RES 1 DISTURB 5 MHA 4 BYLAW 3 THEFT 6 TFA 6 WEAPONS TOTAL GO 143	2 911 FALSE 3 ASSAULT 6 AUTO THFT 1 B&E BUS 1 B&E OTH 1 B&E RES 5 DISTURB 7 MHA 4 BYLAW 6 THEFT 4 TFA 3 WEAPONS 2 TOTAL GO 138
4 911 FALSE 6 ASSAULT 2 AUTO THFT 1 B&E BUS 3 B&E OTH 1 B&E RES 1 DISTURB 2 MHA 2 BYLAW 5 THEFT 3 TFA 2 WEAPONS TOTAL GO 98	5 911 FALSE 5 ASSAULT 3 AUTO THFT 1 B&E BUS 1 B&E OTH 1 B&E RES 1 DISTURB 2 MHA 1 BYLAW 4 THEFT 2 TFA 7 WEAPONS 1 TOTAL GO 119	6 911 FALSE 7 ASSAULT 2 AUTO THFT 1 B&E BUS 3 B&E OTH 1 B&E RES 1 DISTURB 2 MHA 1 BYLAW 2 THEFT 2 TFA 5 WEAPONS 2 TOTAL GO 115	7 911 FALSE 2 ASSAULT 4 AUTO THFT 3 B&E BUS 2 B&E OTH 1 B&E RES 1 DISTURB 2 MHA 2 BYLAW 3 THEFT 3 TFA 3 WEAPONS 1 TOTAL GO 119	8 911 FALSE 3 ASSAULT 1 AUTO THFT 1 B&E BUS 1 B&E OTH 1 B&E RES 3 DISTURB 4 MHA 4 BYLAW 2 THEFT 4 TFA 5 WEAPONS TOTAL GO 121	9 911 FALSE 2 ASSAULT 3 AUTO THFT 2 B&E BUS 1 B&E OTH 1 B&E RES 1 DISTURB 7 MHA 5 BYLAW 6 THEFT 2 TFA 6 WEAPONS 2 TOTAL GO 128	10 911 FALSE 4 ASSAULT 5 AUTO THFT 1 B&E BUS 2 B&E OTH 2 B&E RES 5 DISTURB 2 MHA 2 BYLAW 5 THEFT 1 TFA 10 WEAPONS TOTAL GO 135
11 911 FALSE 6 ASSAULT 4 AUTO THFT 1 B&E BUS 1 B&E OTH 1 B&E RES 3 DISTURB 3 MHA 3 BYLAW 5 THEFT 3 TFA 2 WEAPONS 2 TOTAL GO 114	12 911 FALSE 4 ASSAULT 2 AUTO THFT 3 B&E BUS 2 B&E OTH 1 B&E RES 2 DISTURB 1 MHA 1 BYLAW 6 THEFT 3 TFA 9 WEAPONS 2 TOTAL GO 127	13 911 FALSE 9 ASSAULT 3 AUTO THFT 2 B&E BUS 2 B&E OTH 1 B&E RES 6 DISTURB 4 MHA 5 BYLAW 2 THEFT 2 TFA 7 WEAPONS 3 TOTAL GO 130	14 911 FALSE 3 ASSAULT 5 AUTO THFT 2 B&E BUS 3 B&E OTH 1 B&E RES 1 DISTURB 5 MHA 6 BYLAW 2 THEFT 3 TFA 8 WEAPONS 1 TOTAL GO 128	15 911 FALSE 1 ASSAULT 2 AUTO THFT 1 B&E BUS 3 B&E OTH 1 B&E RES 1 DISTURB 3 MHA 7 BYLAW 3 THEFT 4 TFA 4 WEAPONS 1 TOTAL GO 122	16 911 FALSE 4 ASSAULT 3 AUTO THFT 1 B&E BUS 1 B&E OTH 1 B&E RES 2 DISTURB 6 MHA 2 BYLAW 6 THEFT 6 TFA 4 WEAPONS TOTAL GO 123	17 911 FALSE 3 ASSAULT 2 AUTO THFT 1 B&E BUS 1 B&E OTH 1 B&E RES 1 DISTURB 2 MHA 1 BYLAW 8 THEFT 2 TFA 4 WEAPONS TOTAL GO 111
18 911 FALSE 5 ASSAULT 1 AUTO THFT 3 B&E BUS 1 B&E OTH 1 B&E RES 1 DISTURB 2 MHA 2 BYLAW 5 THEFT 2 TFA 2 WEAPONS TOTAL GO 97	19 911 FALSE 5 ASSAULT 2 AUTO THFT 1 B&E BUS 2 B&E OTH 1 B&E RES 6 DISTURB 2 MHA 1 BYLAW 4 THEFT 5 TFA 4 WEAPONS 1 TOTAL GO 122	20 911 FALSE 4 ASSAULT 2 AUTO THFT 3 B&E BUS 1 B&E OTH 1 B&E RES 1 DISTURB 6 MHA 2 BYLAW 1 THEFT 6 TFA 10 WEAPONS 3 TOTAL GO 151	21 911 FALSE 3 ASSAULT 1 AUTO THFT 1 B&E BUS 1 B&E OTH 1 B&E RES 1 DISTURB 3 MHA 5 BYLAW 2 THEFT 6 TFA 6 WEAPONS 1 TOTAL GO 118	22 911 FALSE 2 ASSAULT 1 AUTO THFT 4 B&E BUS 1 B&E OTH 1 B&E RES 2 DISTURB 2 MHA 4 BYLAW 3 THEFT 4 TFA 2 WEAPONS 1 TOTAL GO 110	23 911 FALSE 4 ASSAULT 5 AUTO THFT 1 B&E BUS 1 B&E OTH 1 B&E RES 2 DISTURB 5 MHA 1 BYLAW 5 THEFT 1 TFA 4 WEAPONS 1 TOTAL GO 111	24 911 FALSE 4 ASSAULT 2 AUTO THFT 1 B&E BUS 1 B&E OTH 1 B&E RES 3 DISTURB 1 MHA 4 BYLAW 3 THEFT 3 TFA 1 WEAPONS 2 TOTAL GO 130
25 911 FALSE 4 ASSAULT 2 AUTO THFT 1 B&E BUS 1 B&E OTH 1 B&E RES 1 DISTURB 2 MHA 2 BYLAW 7 THEFT 4 TFA 3 WEAPONS 1 TOTAL GO 96	26 911 FALSE 5 ASSAULT 1 AUTO THFT 1 B&E BUS 2 B&E OTH 1 B&E RES 6 DISTURB 6 MHA 1 BYLAW 12 THEFT 2 TFA 3 WEAPONS TOTAL GO 118	27 911 FALSE 5 ASSAULT 1 AUTO THFT 1 B&E BUS 1 B&E OTH 1 B&E RES 1 DISTURB 2 MHA 3 BYLAW 9 THEFT 5 TFA 9 WEAPONS 1 TOTAL GO 133	28 911 FALSE 6 ASSAULT 2 AUTO THFT 2 B&E BUS 1 B&E OTH 1 B&E RES 1 DISTURB 2 MHA 4 BYLAW 3 THEFT 2 TFA 2 WEAPONS TOTAL GO 102	29 911 FALSE 7 ASSAULT 3 AUTO THFT 1 B&E BUS 1 B&E OTH 1 B&E RES 2 DISTURB 4 MHA 1 BYLAW 5 THEFT 2 TFA 3 WEAPONS 5 TOTAL GO 136	30 911 FALSE 4 ASSAULT 8 AUTO THFT 1 B&E BUS 1 B&E OTH 1 B&E RES 6 DISTURB 6 MHA 2 BYLAW 4 THEFT 7 TFA 6 WEAPONS 3 TOTAL GO 141	

Statistics Run on 2017-07-05

Prepared by Richmond RCMP Crime Analysts.

This data is operational and subject to change. This document is not to be copied, reproduced, used in whole or part or disseminated to any other person or agency without the consent of the originator(s).

These statistics are based on UCR primary scoring only.

*All CCJS are included (assistance, information, prevention, unsubstantiated, unfounded). Street Checks, Tickets, and non-GO calls have not been calculated.