



To: Community Safety Committee

Date: February 2, 2012

From: Rendall Nessel
Officer In Charge, Richmond RCMP Detachment

File: 09-5000-01/2010-Vol
01
(12.02)

Re: RCMP's Monthly Report – January 2012 Activities

Staff Recommendation

That the OIC's report entitled "RCMP's Monthly Report – January 2012 Activities" dated February 2, 2012, be received for information.

(Rendall Nessel) Superintendent
Officer in Charge, Richmond RCMP Detachment
(604-278-1212)

FOR ORIGINATING DEPARTMENT USE ONLY		
CONCURRENCE OF GENERAL MANAGER 		
REVIEWED BY TAG	YES <input checked="" type="checkbox"/>	NO <input type="checkbox"/>
REVIEWED BY CAO	YES <input checked="" type="checkbox"/>	NO <input type="checkbox"/>

Origin

At the request of the Community Safety Committee, the OIC will keep Council informed on matters pertaining to policing in the community and has developed a framework to provide regular reporting cycles.

Analysis

Below is the RCMP's Monthly Report – January 2012 Activities.

Noteworthy Files:

Robbery Suspect Arrested

On January 20th at approximately noon, the Detachment received a report of a robbery at the Su-Hui-Da Currency Exchange located at 5461 No 3 Road. A masked man entered the business, produced a firearm and unsuccessfully tried to gain access to the rear of the business. Police were in the area at the time of the report and observed a male that matched the description flee the business. The 36-year-old male was arrested and charged with Attempted Robbery, Wearing a Disguise With the Intent to Commit an Indictable Offence and Using an Imitation Firearm in the Commission of an Offence.

In the past 3 weeks the Detachment's Serious Crime investigators have been working on a series of armed robberies at currency exchange businesses. During the same time period investigators at Burnaby RCMP were also dealing with a string of robberies. After recognizing similarities in the offences, a joint investigation began between the two cities. Burnaby's four robberies occurred between December 30th, 2011 - January 12th, 2012 and investigators in Richmond identified five robberies that occurred between January 5th - January 20th, 2012. Together, several incidents were linked to the 36-year-old male who has subsequently been charged with 11 counts of Robbery, nine counts of Wearing a Disguise in the Commission of an Indictable Offence and seven counts of Using an Imitation Firearm in the Commission of an Indictable Offence.

Investigators from both Richmond and Burnaby RCMP have been committed to this joint investigation and the overall success is directly attributed to the cooperative information-sharing efforts of both detachments. Richmond Detachment recognizes the importance of working together with other detachments and agencies and will continue to do so in the future.

Residential Property Seized After Tenant is Convicted of Housing a Grow Operation

In March 2008, the Detachment's Marijuana Enforcement Team received information of a possible grow operation in the 12,000 block of Mellis Drive. A search warrant was executed based on this information. The warrant uncovered a sophisticated grow operation with over 800 plants at different stages of growth. The range of value at the poundage level starts from \$257,760 to \$429,600. The grow was immediately dismantled and the tenant, a 49 year old male was arrested.

Shortly after the discovery on Mellis Drive, a search of another property in the 700 block of 50th Avenue in Vancouver was conducted. Grow equipment, cash and documents linked to the address on Mellis Drive were located and this allowed officers to make an application for the residential property on Mellis Drive to be restrained under the Controlled Drugs and Substances Act. In April of 2008, a court order was in place, which allowed for approving the sale of the property in February of 2011. The surplus from the sale of the property, after payout of the mortgage and associated costs, was just over \$266,000.00.

Marihuana grow operations are a recurring problem that communities and their respective police agencies deal with in British Columbia and across Canada. Grow operations pose significant public safety issues to the neighbourhoods in which they exist. In the past, the Detachment has noticed reluctance by the general public to call police when they suspect there may be a marihuana grow operation in a neighbouring residence. The public is encouraged to report crimes to the Detachment or through Crime Stoppers.

<http://www.richmond.ca/safety/police/prevention/citizens/crimestoppers.htm>

Auxiliary Constables

For the month of January, Richmond Detachment Auxiliary Constables recorded 581 volunteer hours:

Time Period	Community Policing Duties	Training and Administrative Duties	Patrol Ride-Along Duties	Total Hours
January	154	141	286	581

Summary of Auxiliary Constable Duties for January

Auxiliary Constables have focused on Pedestrian Safety initiatives, in addition to other ongoing community policing programs. Activities have included:

- Pedestrian Safety Campaigns
- Bike and foot patrols
- Business Watch
- Lock-out Auto Crime

Additional duties included assisting regular members with:

- General Duty
- Road Safety Unit

On January 30, Auxiliary Constables received a call-out to assist regular members with a search for a missing person. Even though this was during normal working hours for most Auxiliary Constables, there were four Auxiliaries in uniform and on-duty within one hour of the call-out.

Training

Auxiliary Constable Bruce Curtiss took a 2-week leave from his employment to complete the Drug Abuse Resistance Education (DARE) course at the RCMP's Pacific Region Training Centre in Chilliwack. This Auxiliary Constable will now be assisting the Youth Section in delivering the DARE program to Richmond schools. Additionally, Auxiliary Constables have been providing ongoing support to the Training Section assisting with local training courses for regular members. <http://darebc.com/>

Community PolicingCrime Prevention Unit

The Crime Prevention Unit sent 376 residential break and enter letters to Richmond residents informing them of a recent neighbourhood break and enter, as well as suggesting that this neighbourhood start a Block Watch group. 56 residential break and enter email alerts were sent to Richmond residents to notify residents of a neighbourhood break and enter. Crime Prevention techniques were given to help prevent future break and enters. There are currently 2,961 Richmond residents that receive these mail and email alerts.

Nine (9) commercial break and enter letters were sent out to the victims, who were informed of the web page www.richmond.ca/businesswatch for security tips. 13 commercial break and enter email alerts were sent to Richmond Businesses to notify the business community of a commercial break and enter and directed them to the Crime Prevention web pages. Currently there are 488 Richmond businesses that receive the mail and email alerts.

The fourth issue of the 2011 Business Watch Newsletter (attachment 1) was emailed to registered Richmond businesses with information on commercial break and enters for the last three years with an article regarding computer scams.

Road Safety Unit**Richmond Detachment Traffic Statistics**

Name	Act	Example	Nov	Dec	Jan
Violation Tickets	Provincial Act Offences	Speeding	1196	1005	1,146
Notice & Orders	Equipment Violations	Broken Tail-light	473	581	482
Driving Suspension	Motor Vehicle Act	24 hour driving prohibition for alcohol or drugs	54	34	29
Parking Offences	Municipal Bylaw	On or off the street Municipal parking offences	17	22	28
MTI's	Municipal Ticket Information	Any other Municipal Bylaw offence	4	1	0

South Arm Community Police Office

Richmond Detachment Stolen Auto Recovery and Lock out Auto Crime Statistics for 2012

Month	# Of Stolen Auto Recovery and Lock out Auto Crime Deployments	Vehicles Viewed For Signs Of Auto Crime Only	Vehicles Scanned Through Stolen Auto Recovery (SAR)* ¹	Vehicles Issued A Crime Prevention Notice ²	Patrol And Admin Hours
January	10	1,766	1,138	628	46

Richmond Detachment Speed Watch Statistics for 2012

Month	# Of Speed Watch Deployments	Total Vehicles Checked	Over 10 Km/h	Admin Hours For Office Duties	Number of Warning Letters Issued
January	12	8,025	1,936	68	358

Richmond Detachment Distracted Drivers Statistics for 2012³

Month	Deployments	Number of Letters Sent
January	8	38

Volunteer Bike Patrol for 2012

Month	Deployments	Hours
January	4	150

The main objective of the Volunteer Bike Patrol is to observe and report suspicious activity, abandoned houses, grow operations, graffiti and distracted drivers. This month the volunteers started foot patrols in the downtown core and focused on the “Fail to Stop” initiative, which focuses on motorists that are failing to stop at stop signs. There were 87 “Fail to Stop” letters sent to motorists.

¹ A complete description of all categories has been previously circulated in the June Monthly Activity Report.

² Ibid

³ A complete description of all categories has been previously circulated in the June Monthly Activity Report.

Steveston Community Police Office**Volunteer Stats for January 2012**

Speed Watch		
Volunteer Hours 39	3,327 Vehicles Checked	86 Letters Sent Out
Lock Out Auto Crime (LOAC)		
Volunteer Hours 30	1,835 Vehicles Checked	314 Notices Written

Victim Services

In January of 2012, Victim Witness Services provided support to 46 new clients in addition to an active caseload of over 125 ongoing files. Victim Services assisted 12 crime and trauma scenes over this time period. Medical related sudden deaths and robberies dominated calls for service. Victim Services responded to a homicide and attempted suicide by providing assistance to surviving family members who are trying to cope with the trauma.

Crime Statistics

Crime Stats – see Appendix “A”.
Crime Maps – see Appendix “B”

Financial Impact

There is no financial impact associated with this report.

Conclusion

The Officer in Charge, Richmond Detachment has developed a framework and will continue to provide a monthly report to the Community Safety Committee.



Lainie Goddard
Manager, RCMP Administration
(604) 207-4767



Commercial Break and Enters for: October, November & December 2009, 2010 & 2011



Zone	October 2009	October 2010	October 2011	November 2009	November 2010	November 2011	December 2009	December 2010	December 2011
1	1	0	0	1	1	0	0	0	0
2	4	3	0	2	5	2	7	0	3
3	13	21	14	12	21	10	15	11	9
4	26	17	13	16	4	2	16	6	2
5	6	7	6	3	1	4	3	4	11

For business security information, visit:
www.richmond.ca/businesswatch

Virus Scams....

account for 70 to 80 % of frauds reported daily to the Canadian Anti Fraud Centre. A caller claims to work for a reputable software company asks if your computer is running slowly because of a virus, offers to repair it. Never allow a 3rd party to download software or remotely access your computer as they can capture your data, bank account, and/or personal identity information.

Use an anti-virus software that you've acquired from a reputable source and keep it up to date. If someone calls claiming to be able to protect your computer from viruses, just hang up.

Report all criminal activity to the Police at 604-278-1212.

To receive email alerts of neighbourhood commercial break and enters,
register your business name and street address at:
RCMP_Business_Watch@richmond.ca



JANUARY 2012 STATISTICS

This chart identifies the monthly totals for all founded Criminal Code offences, excluding Traffic Criminal Code. Based on Uniform Crime Reporting (UCR) scoring, there are three categories: (1) Violent Crime, (2) Property Crime, and (3) Other Criminal Code. Within each category, particular offences are highlighted in this chart. In addition, monthly totals for Controlled Drugs and Substances Act (CDSA) offences are included.

The Average Range data is based on activity in a single month over the past 5 years. If the current monthly total for an offence is above average, it will be noted in red, while below-average numbers will be noted in blue.

Year-to-Date percentage increases of more than 10% are marked in red, while decreases of more than 10% are blue. Please note that percentage changes are inflated in categories with small numbers (e.g.: Sexual Offences).

	CURRENT MONTH	5-YR AVERAGE RANGE	YEAR-TO-DATE TOTALS		
	Jan-12	January	2011 YTD	2012 YTD	% Change
VIOLENT CRIME (UCR 1000-Series Offences)	134	122-154	112	134	19.6%
<i>Robbery</i>	30	2-19	12	30	150.0%
<i>Assault</i>	43	38-53	40	43	7.5%
<i>Assault w/ Weapon</i>	13	8-18	12	13	8.3%
<i>Sexual Offences</i>	5	4-9	7	5	-28.6%
PROPERTY CRIME (UCR 2000-Series Offences)	623	649-842	715	623	-12.9%
<i>Business B&E</i>	33	31-80	22	33	50.0%
<i>Residential B&E</i>	69	50-91	101	69	-31.7%
<i>MV Theft</i>	17	29-64	35	17	-51.4%
<i>Theft From MV</i>	163	159-178	178	163	-8.4%
<i>Theft</i>	119	122-132	131	119	-9.2%
<i>Shoplifting</i>	59	39-62	51	59	15.7%
<i>Metal Theft</i>	3	2-17	1	3	200.0%
<i>Fraud</i>	44	29-61	48	44	-8.3%
OTHER CRIMINAL CODE (UCR 3000-Series Offences)	173	123-193	141	173	22.7%
<i>Arson - Property</i>	2	4-7	5	2	-60.0%
SUBTOTAL (UCR 1000- to 3000-Series)	930	932-1152	968	930	-3.9%
DRUGS (UCR 4000-Series Offences)	109	72-95	82	109	32.9%

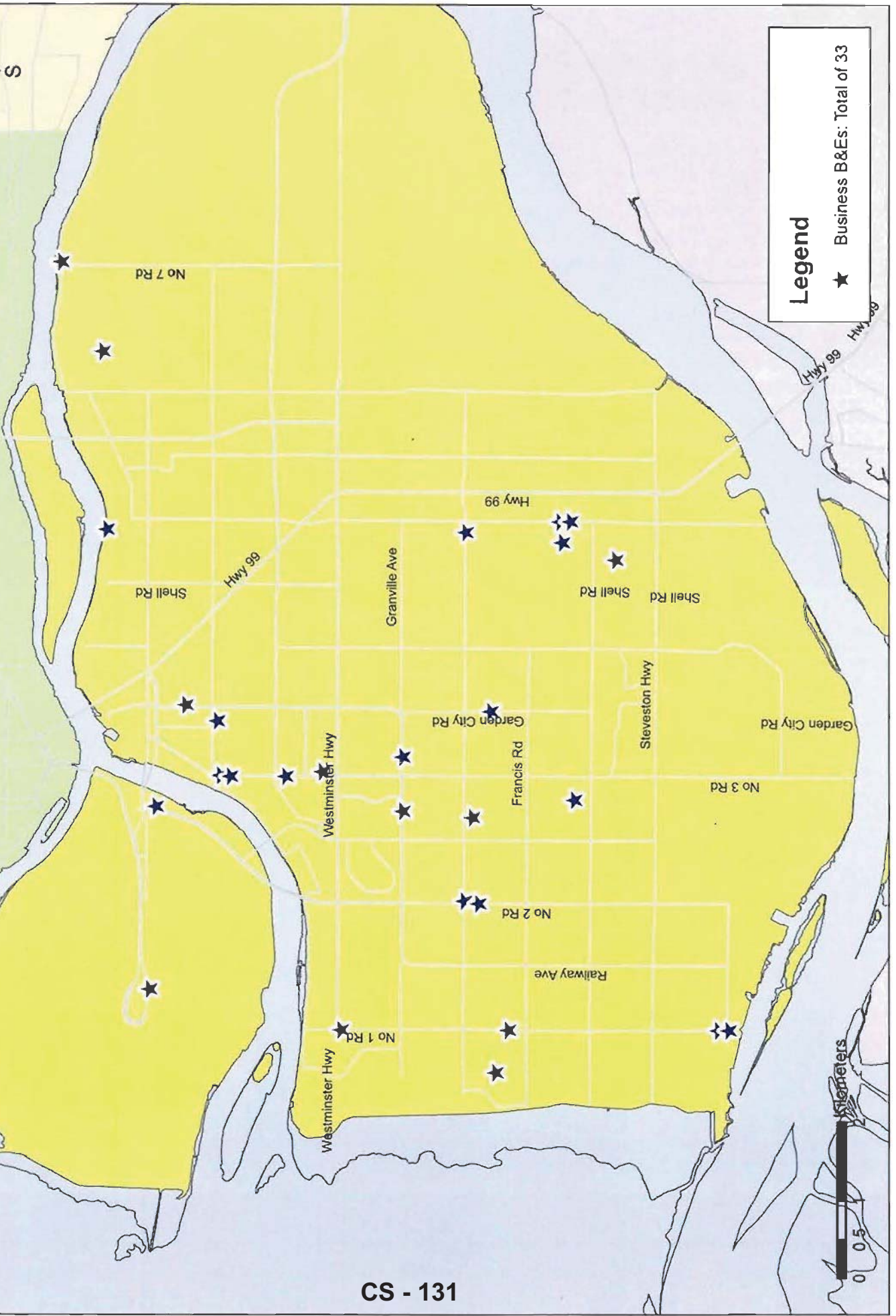
Prepared by Richmond RCMP.

Data collected from PRIME on 2012-02-13. Published 2012-02-13.

This data is operational and subject to change. This document is not to be copied, reproduced, used in whole or part or disseminated to any other person or agency without the consent of the originator(s).

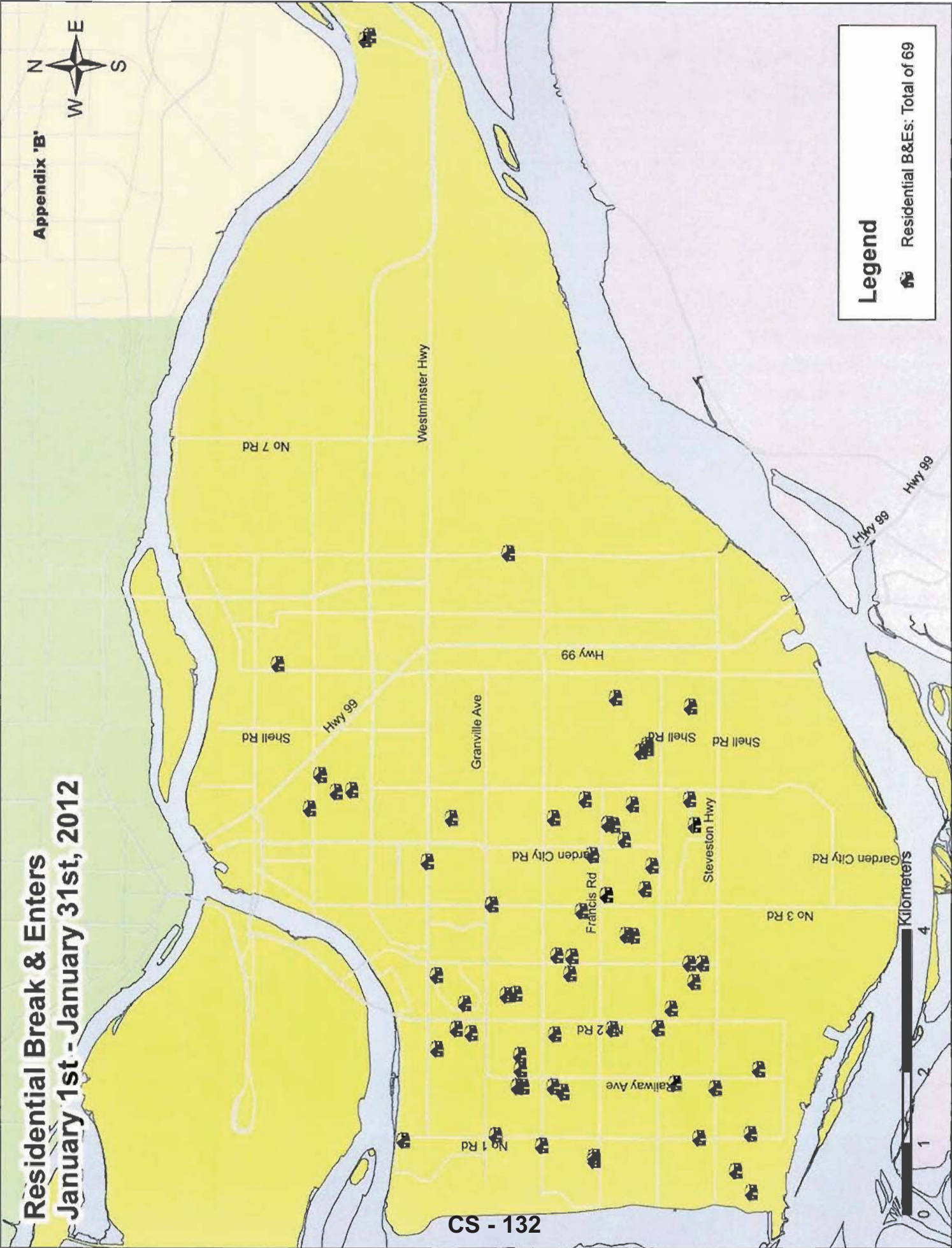
**Business Break & Enters
January 1st - January 31st, 2012**

Appendix 'B'



Residential Break & Enters January 1st - January 31st, 2012

Appendix 'B'

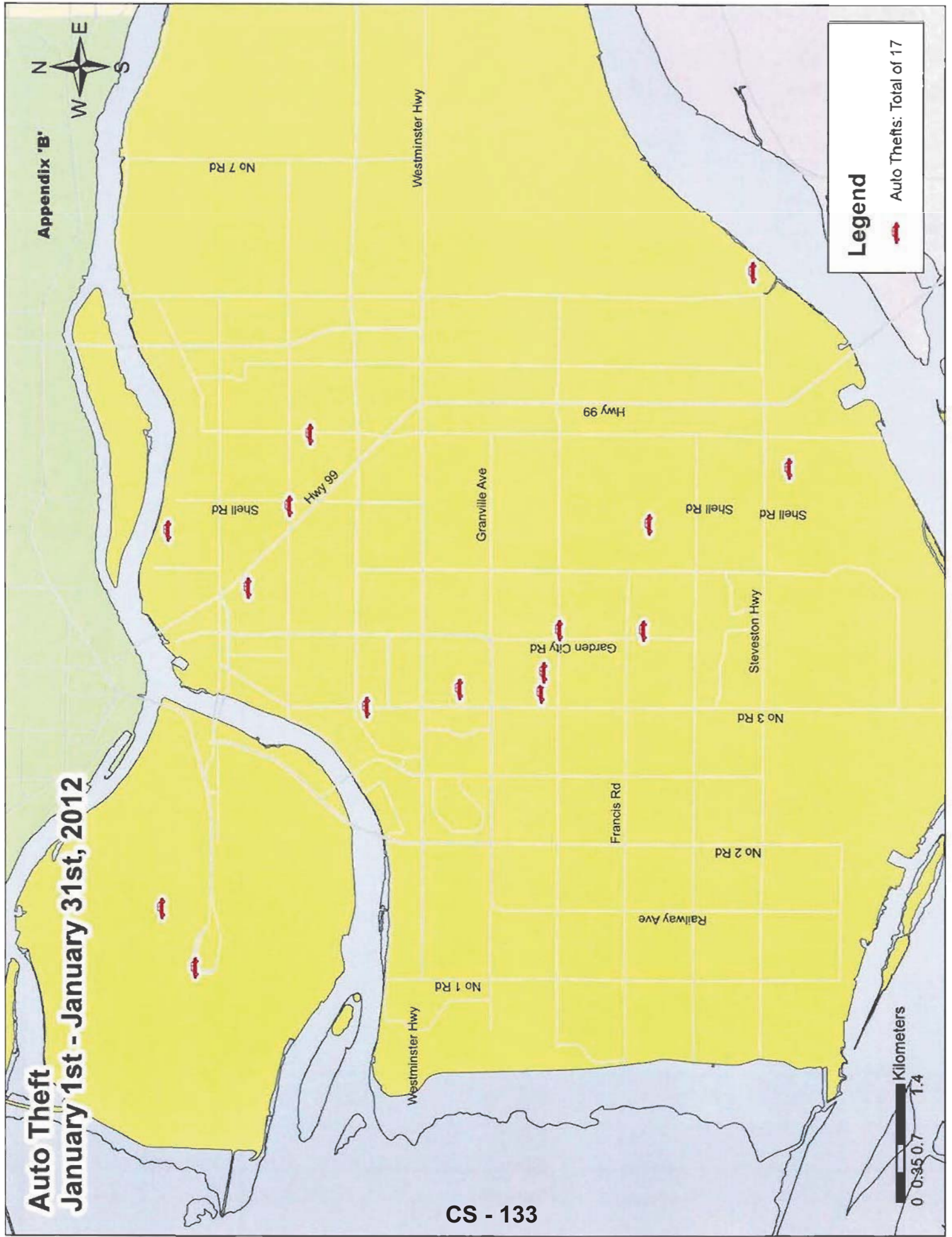


CS - 132


Auto Theft

January 1st - January 31st, 2012

Appendix 'B'



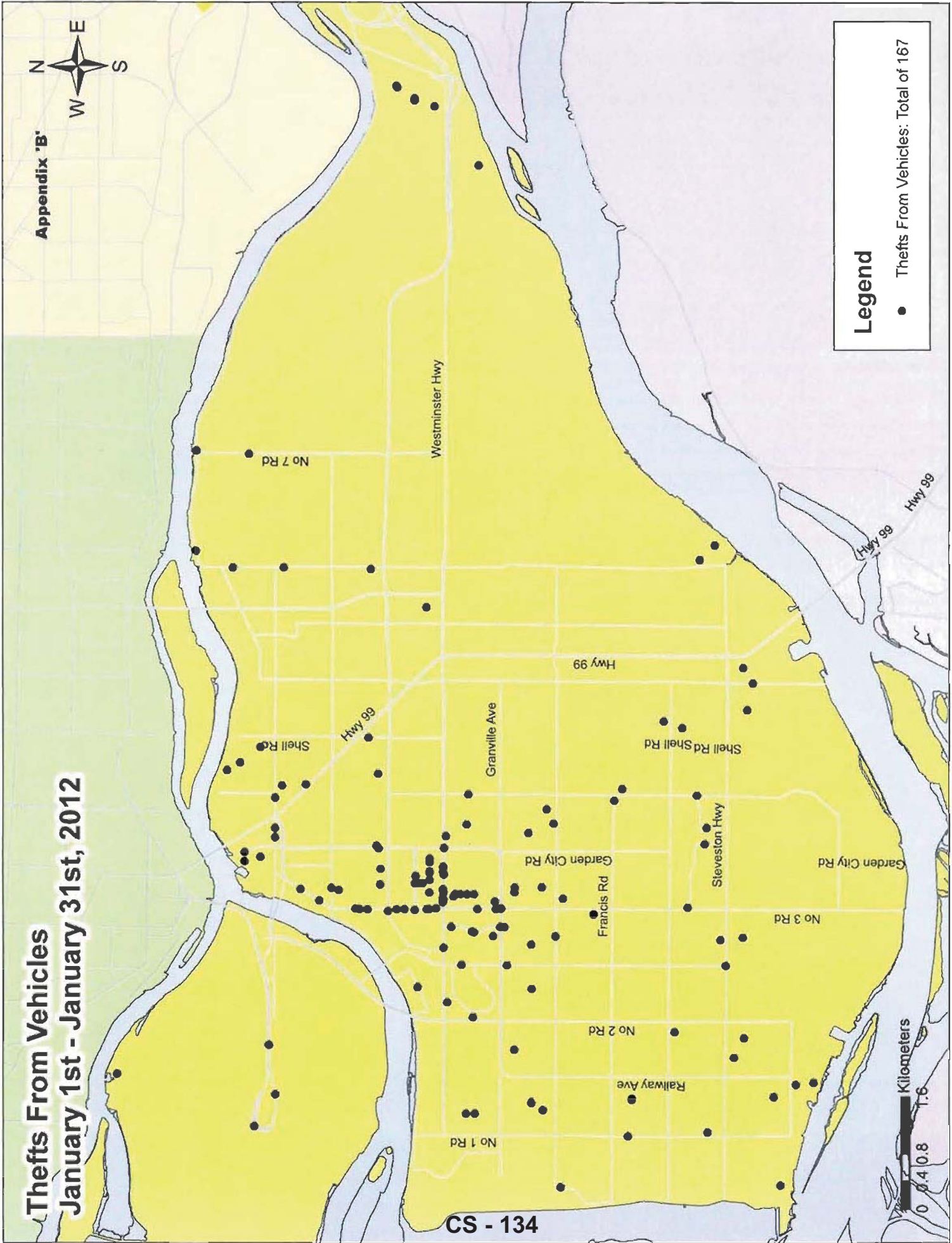
Legend

-  Auto Thefts: Total of 17



Thefts From Vehicles January 1st - January 31st, 2012

Appendix 'B'



CS - 134

Legend

- Thefts From Vehicles: Total of 167

Kilometers
0 0.4 0.8 1.6