



City of Richmond

Report to Committee

To: Community Safety Committee **Date:** July 1, 2013
From: Rendall Nessel **File:** 09-5000-01/2013-Vol
Officer In Charge, Richmond RCMP Detachment 01 (13.12)
Re: **RCMP's Monthly Report – May 2013 Activities**

Staff Recommendation

That the report titled "RCMP's Monthly Report – May 2013 Activities" (dated July 1, 2013, from the Officer In Charge, RCMP) be received for information.

(Rendall Nessel) Superintendent
Officer In Charge, Richmond RCMP Detachment
(604-278-1212)

REPORT CONCURRENCE	
CONCURRENCE OF GENERAL MANAGER 	
REVIEWED BY DIRECTORS	INITIALS: DW
REVIEWED BY CAO (DEPUTY)	INITIALS: DE

Staff Report

Origin

At the request of the Community Safety Committee, the Officer in Charge will keep Council informed on matters pertaining to policing in the community of Richmond.

Council Term Goals for 2011-2014 identify the desire to ensure Richmond remains a safe and desirable community to live, work and play in, through the delivery of effective public safety services that are targeted to the City's specific needs and priorities.

Analysis

Below is the RCMP's Monthly Report regarding May 2013 activities.

Noteworthy Files and Activities:

Multi Vehicle Collision – Knight Street & Westminster Highway

On May 8, an eight vehicle collision occurred at approximately 3:30 p.m. and shut down the intersection for several hours. A 44 year old female from Richmond was killed when the vehicle she was driving was struck, and three others were rushed to hospital.

A vehicle travelling at an extremely high speed on Westminster Highway caused a multi-vehicle chain reaction when it collided with an SUV that was stopped in traffic. The two occupants of the convertible were air lifted to hospital with life threatening injuries. A driving another vehicle involved in the collision was transported to hospital by ambulance with serious injuries.

The detachment sent out a news release on May 9 thanking several witnesses at the scene for their heroism and sacrificing their own safety in order to assist the victims of this horrendous crash. The Richmond RCMP's Road Safety Unit continues the investigation and witnesses that have not come forward have been encouraged to do so.

Project Swoop Returns to Richmond

On May 23, the detachment partnered with ICBC in the second undertaking of Project Swoop. This one day education and enforcement campaign deployed Community Policing volunteers along with officers from the detachment's Road Safety Unit and ICBC's Road Safety Team to several Speed Watch locations throughout the day. Project Swoop's goal is to drive home the fact that speeding, tailgating and failing to yield is high risk driving behaviour that may seem harmless but will increase the risk of crashing.

BC Gun Amnesty

Police Agencies across BC are enabling residents to safely dispose of firearms for the BC-wide gun amnesty during the month of June. In an effort to make homes and communities safer, residents can safely dispose of unwanted, documented or undocumented firearms, weapons and ammunition that have not been used in a criminal offence without facing criminal charges. The

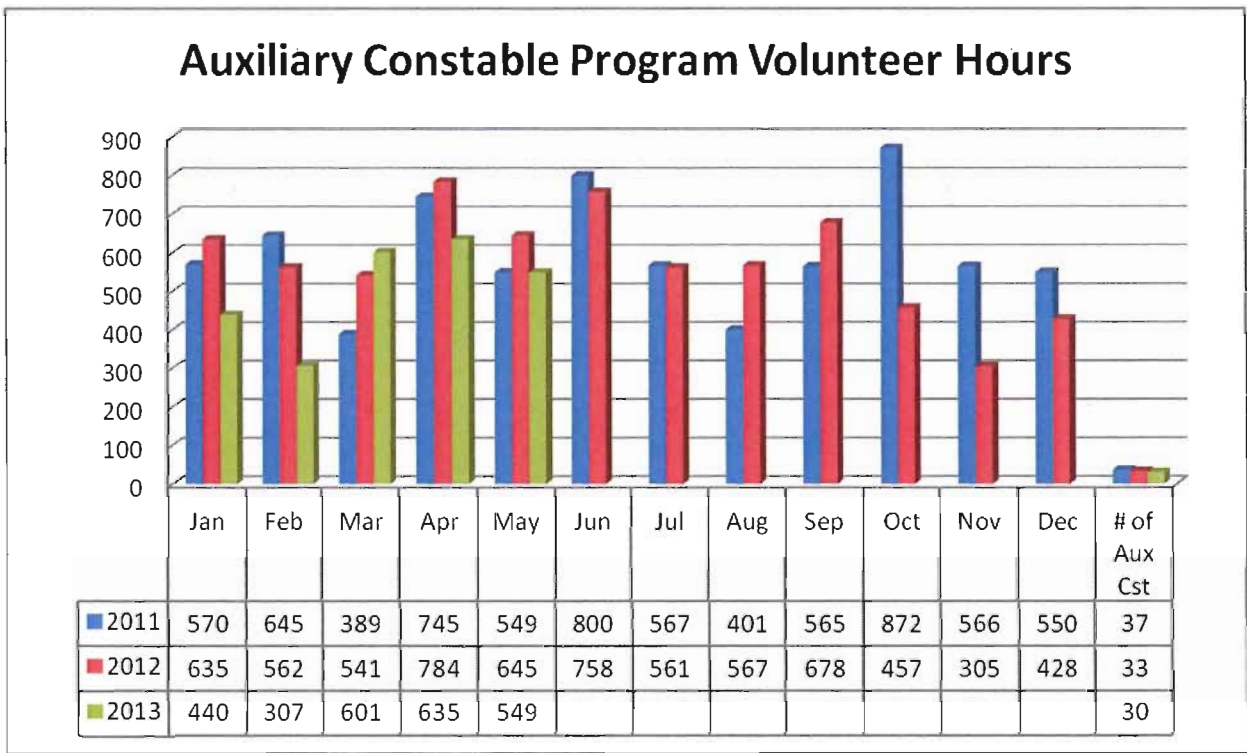
vast majority of items received will be destroyed however a small number may be retained for education or training purposes.

The detachment sent out a news release on June 3 to notify the public and to remind people not to transport the items themselves to the detachment, but to phone and officers will come and pickup the items.

Auxiliary Constables

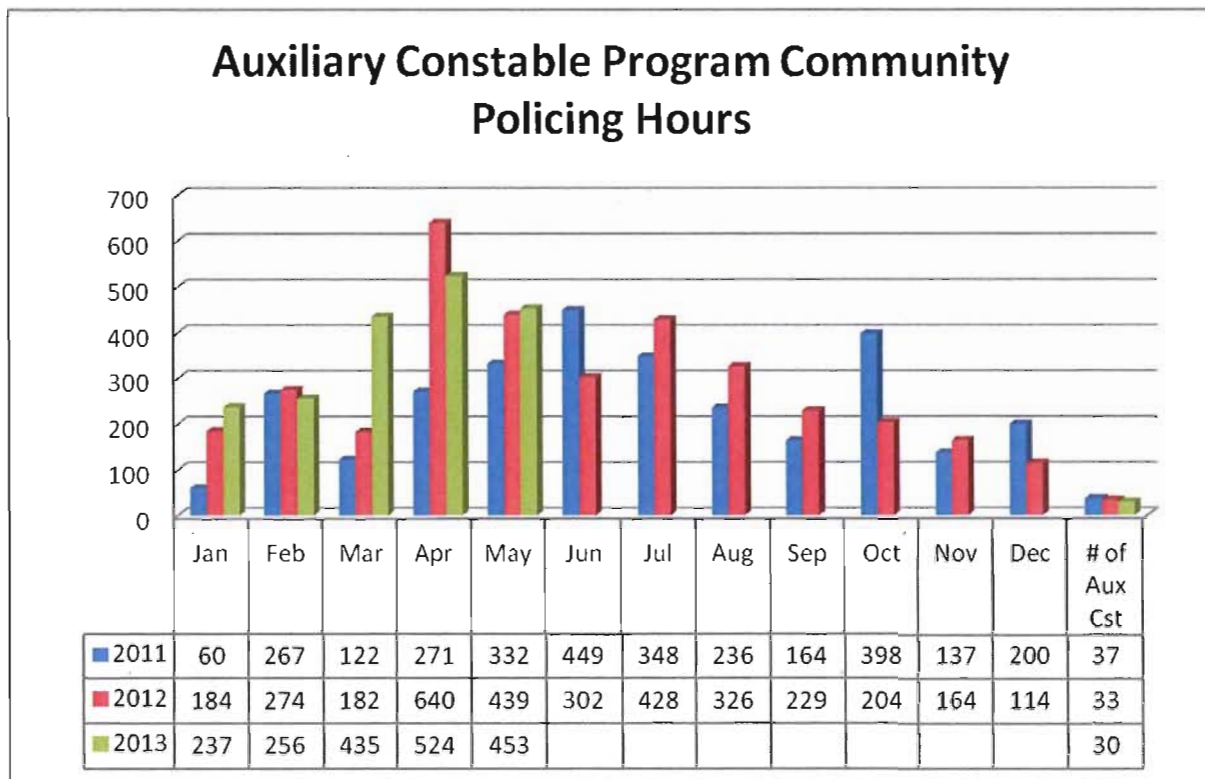
As of May 2013, Richmond Detachment’s 30 active Auxiliary Constables recorded 2,532 volunteer hours in Training and Patrol Ride-Alongs as indicated in the chart below, which compares the hours of service for the years 2011, 2012 and 2013.

Volunteer Hours



The Auxiliary Constables continue to dedicate themselves to ensuring that Community Events and Crime Prevention programs are a priority. As of May 2013, the Auxiliary Constables recorded 1,905 Community Policing hours. The chart below compares the hours of service for the years 2011, 2012 and 2013.

Community Policing



Summary of Duties for May 2013

- Aberdeen Chinese Safety and Secure Living Fair
- Heart & Stroke Big Bike Event
- School Sports Program
- Buddha’s Light Fair
- Safety Talks to Chinese ESL Classes
- Police Week Mall Display
- Elementary Schools’ Spring Fairs
- Project SWOOP – Speed Watch blitz
- St. John Ambulance Fundraising Dinner
- Jimmy NG Memorial Road Hockey Tournament
- Richmond Night Market
- Property Crime Reduction Programs

Auxiliary Constables continue to provide assistance to regular members with Traffic and General Duty shifts, primarily on Friday and Saturday nights. A recent initiative has had multi-lingual Auxiliary Constables riding with Traffic members to provide language translation for pedestrian enforcement, significantly decreasing the time required to issue a Violation Ticket.

Recruiting

The selected candidates are proceeding with the required security screening process and it is expected that the new troop of Auxiliary Constables will commence training in September 2013. There have been preliminary discussions with UBC Detachment regarding the sharing of training resources and costs to allow their 4 new recruits to train with Richmond’s troop.

Community Policing

Block Watch

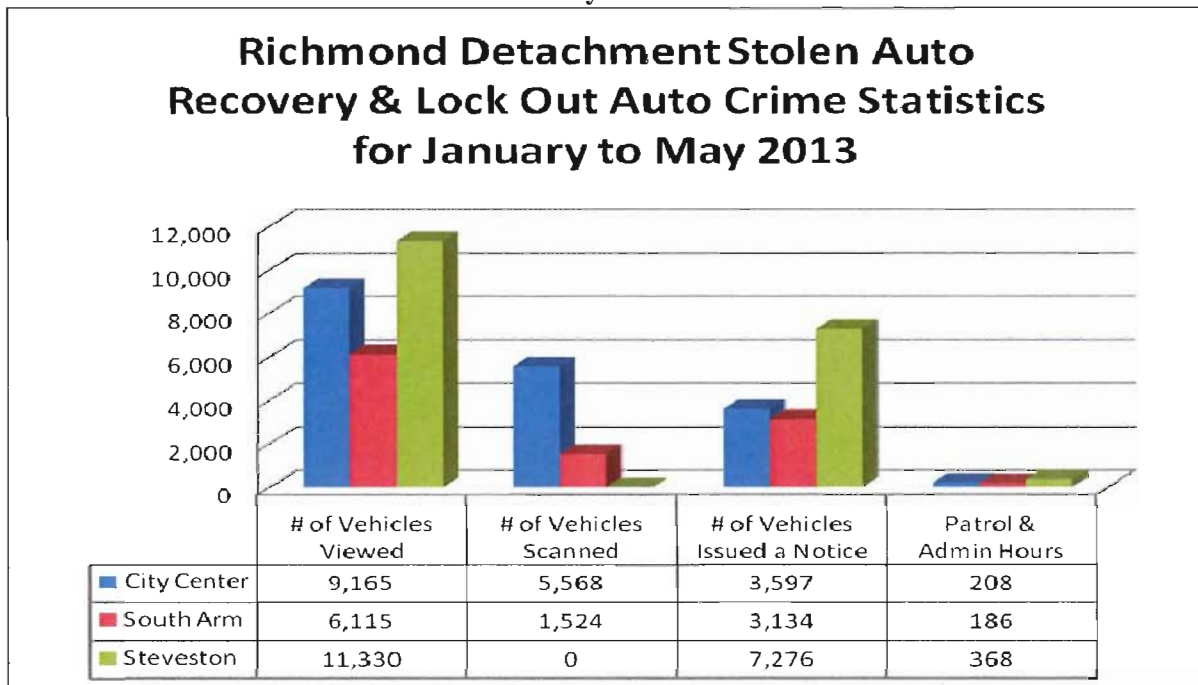
There were 276 letters sent to victims and their neighbours, informing them that a residential break and enter had occurred and encouraged them to start a Block Watch group. Similarly, 25 Business Link letters were sent to Richmond businesses that experienced a break and enter during this period. Both Business Link and residential break and enter letters offer crime prevention tips; directs them to the crime prevention web pages and encourages them to register for email alerts.

There were 52 residential and 26 business break and enter email alerts sent this period to registered Richmond residents and businesses respectively. These emails inform them that a break and enter has occurred, provides crime prevention information and direct residents and business owners to the crime prevention web pages.

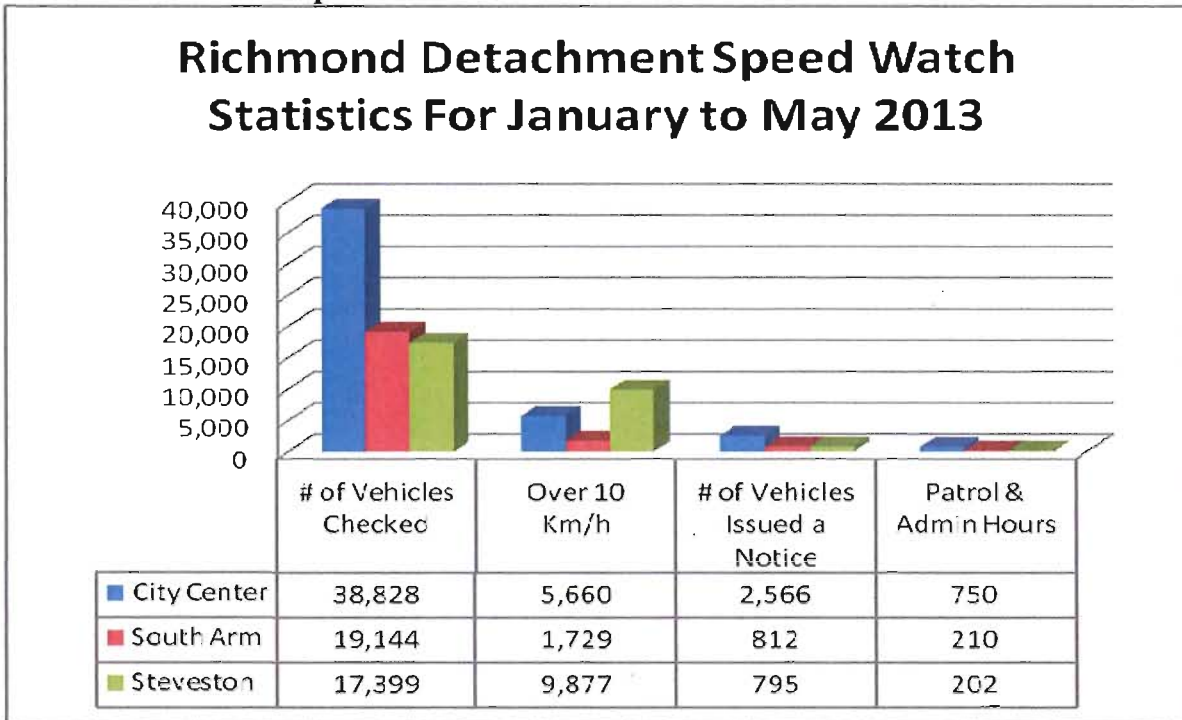
Community Police Stations

The following charts identify the activities of the Community Police Stations for the month.

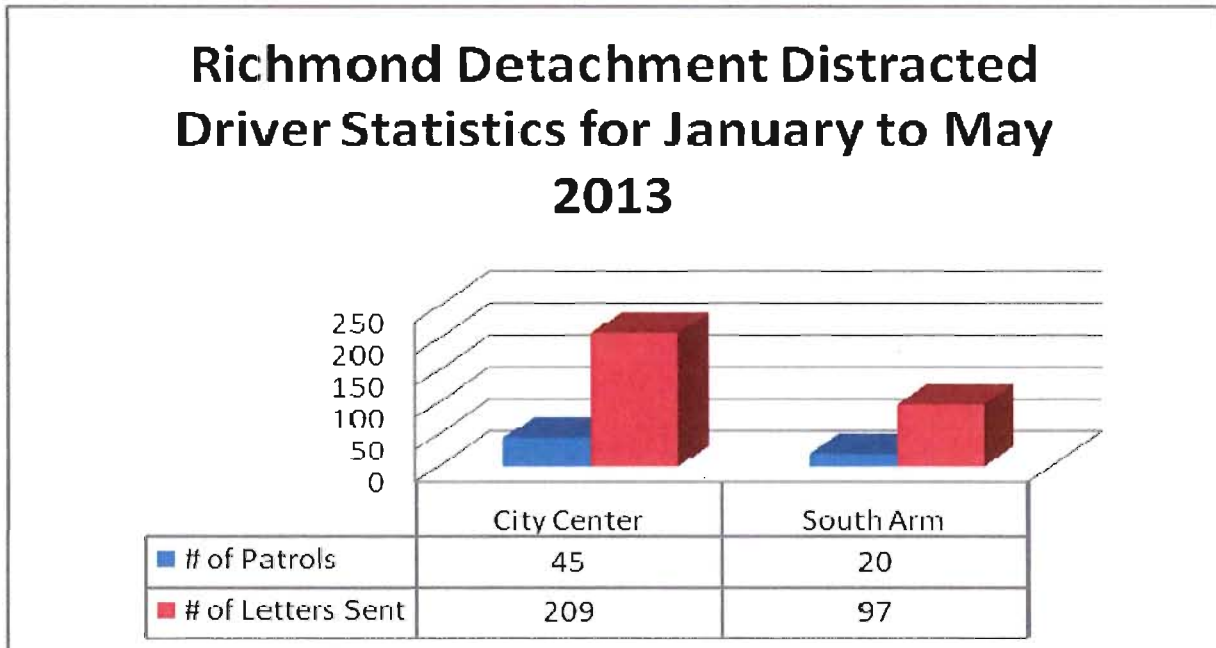
Richmond Detachment Stolen Auto Recovery and Lock Out Auto Crime Statistics



Richmond Detachment Speed Watch Statistics



Richmond Detachment Distracted Drivers Statistics



Volunteer Bike and Foot Patrols

The main objectives of the Volunteer Bike Patrol and Foot Patrol are to observe and report suspicious activity, abandoned houses, grow operations, graffiti and distracted drivers to police. For January to May, there were 30 bike patrols totalling 240 hours as well as 30 foot patrols for a total of 185 hours. As a result, the volunteers have assisted the general public with directions and general questions, witnessed minor vehicle collisions and offered assistance, reminded jaywalkers to use the crosswalks, noted any distracted drivers and used the palm pilots to run licence plates to see if any vehicles are stolen. The volunteers have attended the night market on Friday and Saturday nights and patrol the parking lots looking for stolen vehicles and theft from autos. They attend the local parks and schools making sure that everything is secure and look for possible grow ops and abandoned houses.

Road Safety Unit

Ongoing Projects and Activities

Pedestrian Safety

Creating a safe environment for pedestrians in Richmond has been a unit priority for several years. Pedestrian fatalities and injuries remain a significant percentage of all serious collisions in Richmond. This unit regularly attends locations of high pedestrian traffic to conduct enforcement and education to motorists and pedestrians. During this period members conducted three specific operations along the No 3 Road and Lansdowne corridors. Police officers are also reminded to frequently intercept pedestrians all over the city engaging in dangerous or illegal crossing behaviour. Although motorist behaviour accounts for some collisions, pedestrian behaviour remains the most frequent cause of conflicts between vehicles and pedestrians. This unit will increase enforcement and education operations with the assistance of the Auxiliary Constables as the fall season approaches. This period typically shows an increase in pedestrian related incidents.

Unsafe Speed

Complaints of unsafe speed are by far the most frequent complaints received by this unit from City Staff and the general public. In an effort to maximize our enforcement efforts, this unit employs assistance from the City of Richmond Transportation Division. All complaints of unsafe speed are forwarded to them with a request to conduct a traffic count study. The study once complete assists this unit in determining if there is a problem and when it is occurring. This assists in deploying resources to complaint areas where they will be most effective.

Current active complaint areas:

- Steveston Highway – Ongoing issues with unsafe speed, numerous stationary operations and roving operations conducted along this corridor.
- Westminster Highway – Ongoing issue - numerous stationary operations and roving operations conducted along this corridor, typically in the eastern portions.

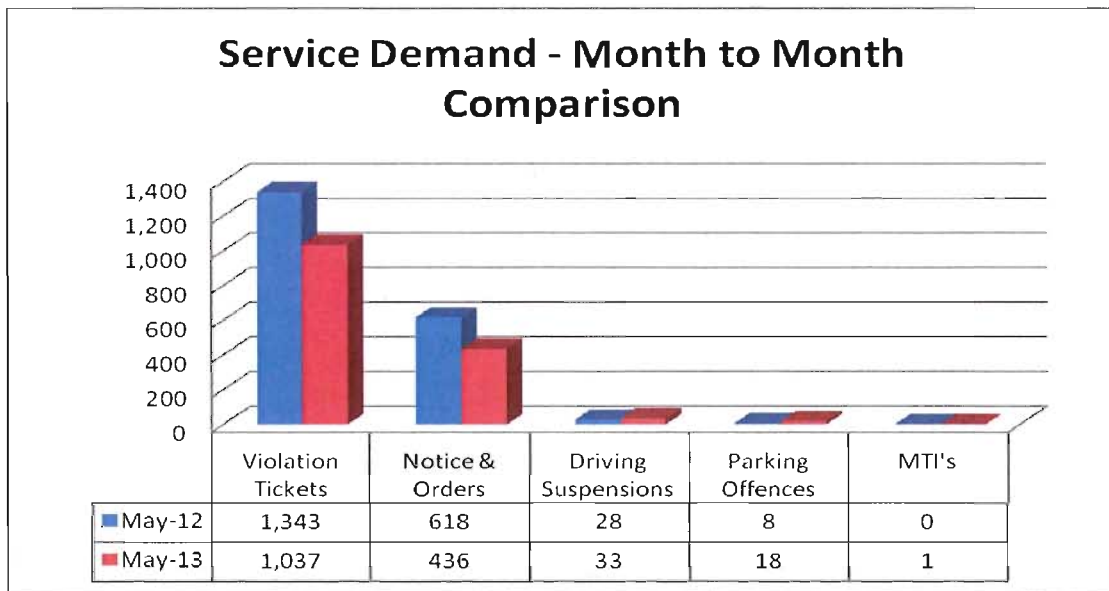
- River Road – Ongoing issue - numerous stationary operations and roving operations conducted along this corridor, typically in the area of 6 Road to Westminster Highway.
- No 4 Road – New issue related to new construction in area, focusing on large commercial vehicles failing to abide by signage in area. Currently conducting spot enforcement and working with the City to improve signage in the area.

Statistics

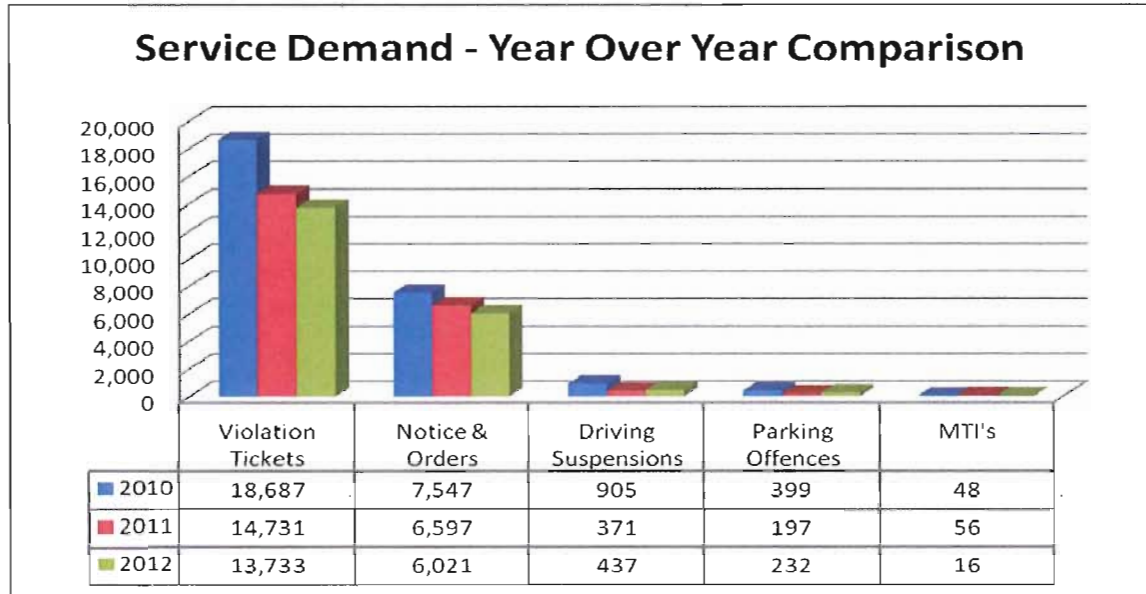
The following charts compare Road Safety Unit service demand by type for May 2013 and May 2012, as well as year over year.

Month to Month Comparison

The chart below compares the Road Safety Unit tickets categorized by type for the month of May 2012 and May 2013. In May 2012 there were a total of 1,997 tickets compared to May 2013 which had a total of 1,525; a decrease of 23.6%. Ticket volumes fluctuate from month to month as they are primarily driven by manpower increase or decrease.



Year to Year Comparison



The chart above compares the service demand by type for the years 2010, 2011, 2012. There was a decrease of 20% in the number of tickets written from 2010 to 2011 and a decrease of 7% from 2011 to 2012. These decreases are largely the result of manpower decrease due to illness and injury.

Victim Services

In addition to an active caseload of 129 ongoing files, RCMP Victim Services provided services to 47 new clients and attended 15 crime and trauma scenes in April. Calls for service included: medical related sudden deaths, family dysfunction and a fatal motor vehicle crash with multiple victims and witnesses.

Victim Services attended to the fatal crash scene within minutes of the initial 911 call to render crisis support and the team later attended to the Richmond Hospital to continue supporting the families of the injured.

On May 7th at the River Rock Theatre, Victim Witness Services received a 911 Award from the Richmond Chamber of Commerce for the category of Community Safety Volunteer.

Crime Statistics

Crime Stats – see Appendix “A”

Crime Maps – see Appendix “B”

Financial Impact

There is no financial impact associated with this report.

Conclusion

The RCMP continues to ensure Richmond remains a safe and desirable community.

A handwritten signature in black ink, appearing to read "Lainie Goddard". The signature is written in a cursive, flowing style.

Lainie Goddard
Manager, RCMP Administration
(604-207-4767)



MAY 2013 STATISTICS

This chart identifies the monthly totals for all founded Criminal Code offences, excluding Traffic Criminal Code. Based on Uniform Crime Reporting (UCR) scoring, there are three categories: (1) Violent Crime, (2) Property Crime, and (3) Other Criminal Code. Within each category, particular offences are highlighted in this chart. In addition, monthly totals for Controlled Drugs and Substances Act (CDSA) offences are included.

The Average Range data is based on activity in a single month over the past 5 years. If the current monthly total for an offence is above average, it will be noted in **red**, while below-average numbers will be noted in **blue**.

Year-to-Date percentage increases of more than 10% are marked in **red**, while decreases of more than 10% are **blue**. Please note that percentage changes are inflated in categories with small numbers (e.g.: Sexual Offences).

	CURRENT MONTH	5-YR AVERAGE	5-YR AVERAGE RANGE	YEAR-TO-DATE TOTALS			
	May-13	May		2012 YTD	2013 YTD	% Change	Change in # of Offences
VIOLENT CRIME (UCR 1000-Series Offences)	96	158	123-194	541	507	-6.3%	-34
<i>Robbery</i>	3	12	5-19	63	28	-55.6%	-35
<i>Assault</i>	34	54	45-63	186	186	0.0%	0
<i>Assault w/ Weapon</i>	9	13	8-18	54	41	-24.1%	-13
<i>Sexual Offences</i>	5	5	3-7	26	29	11.5%	3
PROPERTY CRIME (UCR 2000-Series Offences)	548	685	602-768	2974	2956	-0.6%	-18
<i>Business B&E</i>	30	47	28-65	145	200	37.9%	55
<i>Residential B&E</i>	58	43	27-59	274	320	16.8%	46
<i>MV Theft</i>	12	35	19-51	100	110	10.0%	10
<i>Theft From MV</i>	108	166	108-224	768	624	-18.8%	-144
<i>Theft</i>	99	116	107-126	607	521	-14.2%	-86
<i>Shoplifting</i>	85	53	45-60	294	393	33.7%	99
<i>Fraud</i>	42	53	34-72	205	214	4.4%	9
OTHER CRIMINAL CODE (UCR 3000-Series Offences)	192	207	185-229	961	798	-17.0%	-163
<i>Arson - Property</i>	3	8	1-16	13	8	-38.5%	-5
SUBTOTAL (UCR 1000- to 3000-Series)	836	1050	940-1160	4476	4261	-4.8%	-215
DRUGS (UCR 4000-Series Offences)	101	91	64-119	405	348	-14.1%	-57

Prepared by Richmond RCMP.

Data collected from PRIME on 2013-06-10. Published 2013-06-10.

This data is operational and subject to change. This document is not to be copied, reproduced, used in whole or part or disseminated to any other person or agency without the consent of the originator(s).

Business Break & Enters May 1st - May 31st, 2013

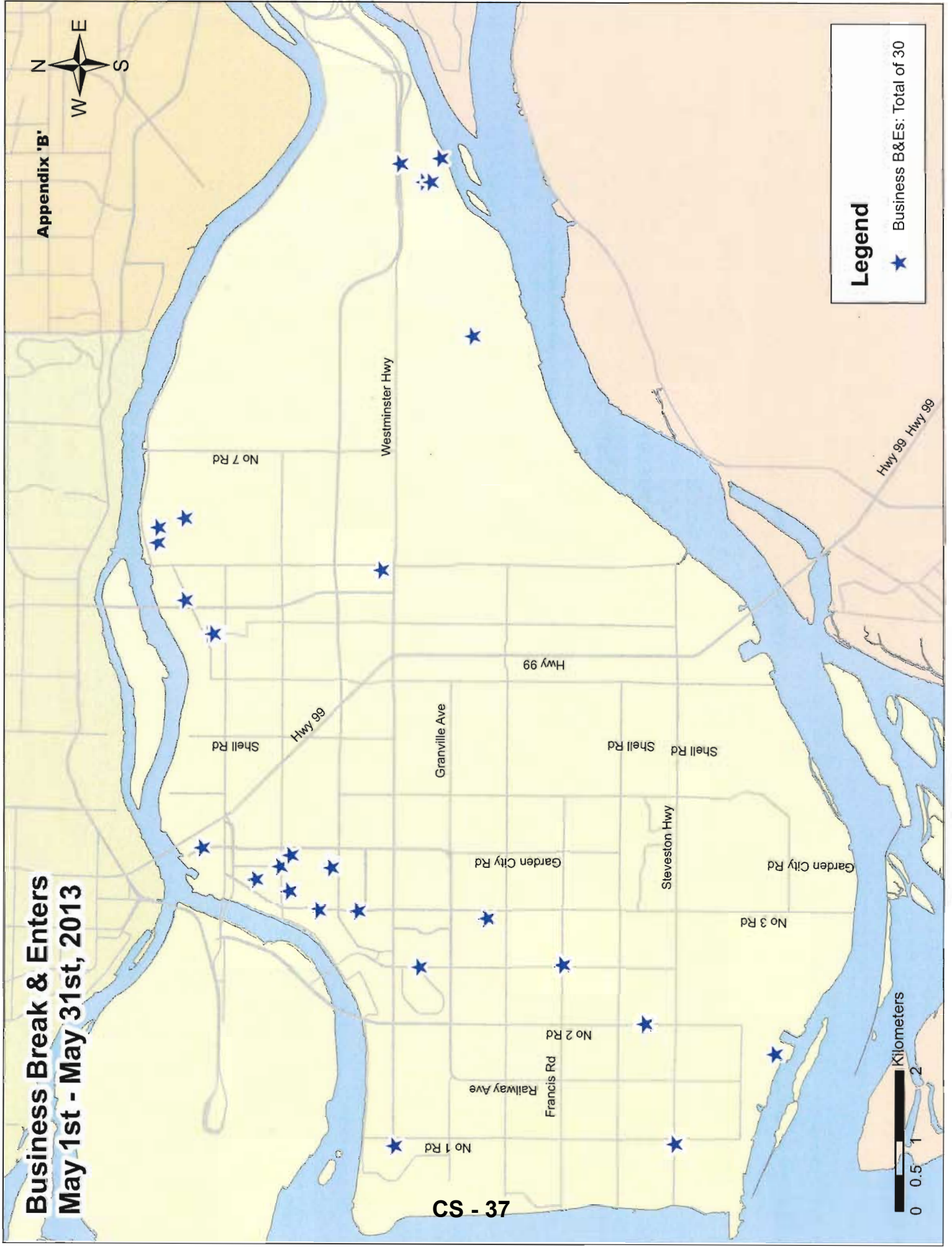
Appendix 'B'



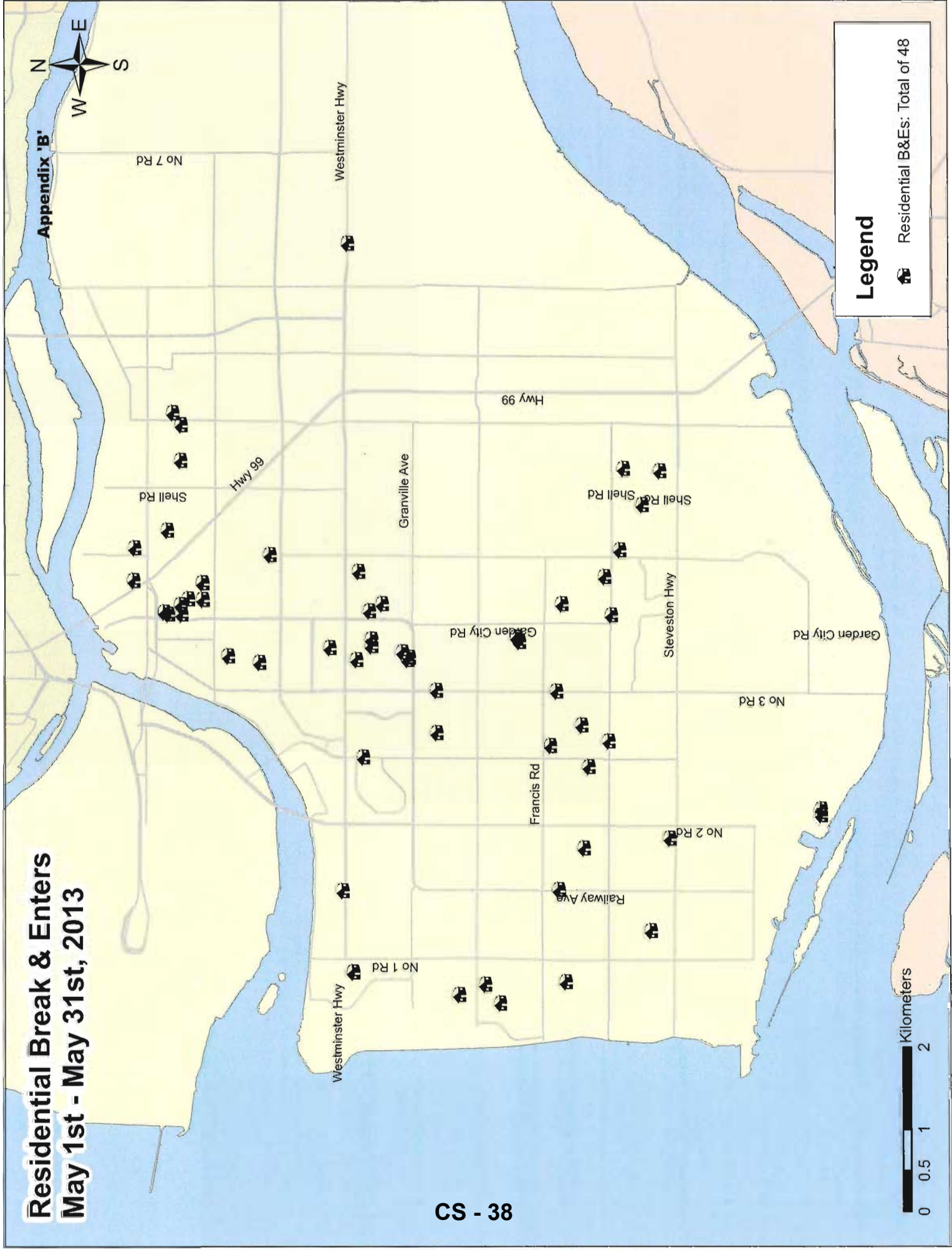
CS - 37

Legend

- ★ Business B&Es: Total of 30



Residential Break & Enters May 1st - May 31st, 2013



Legend

- Residential B&Es: Total of 48




Auto Theft May 1st - May 31st, 2013

Appendix 'B'



CS - 39

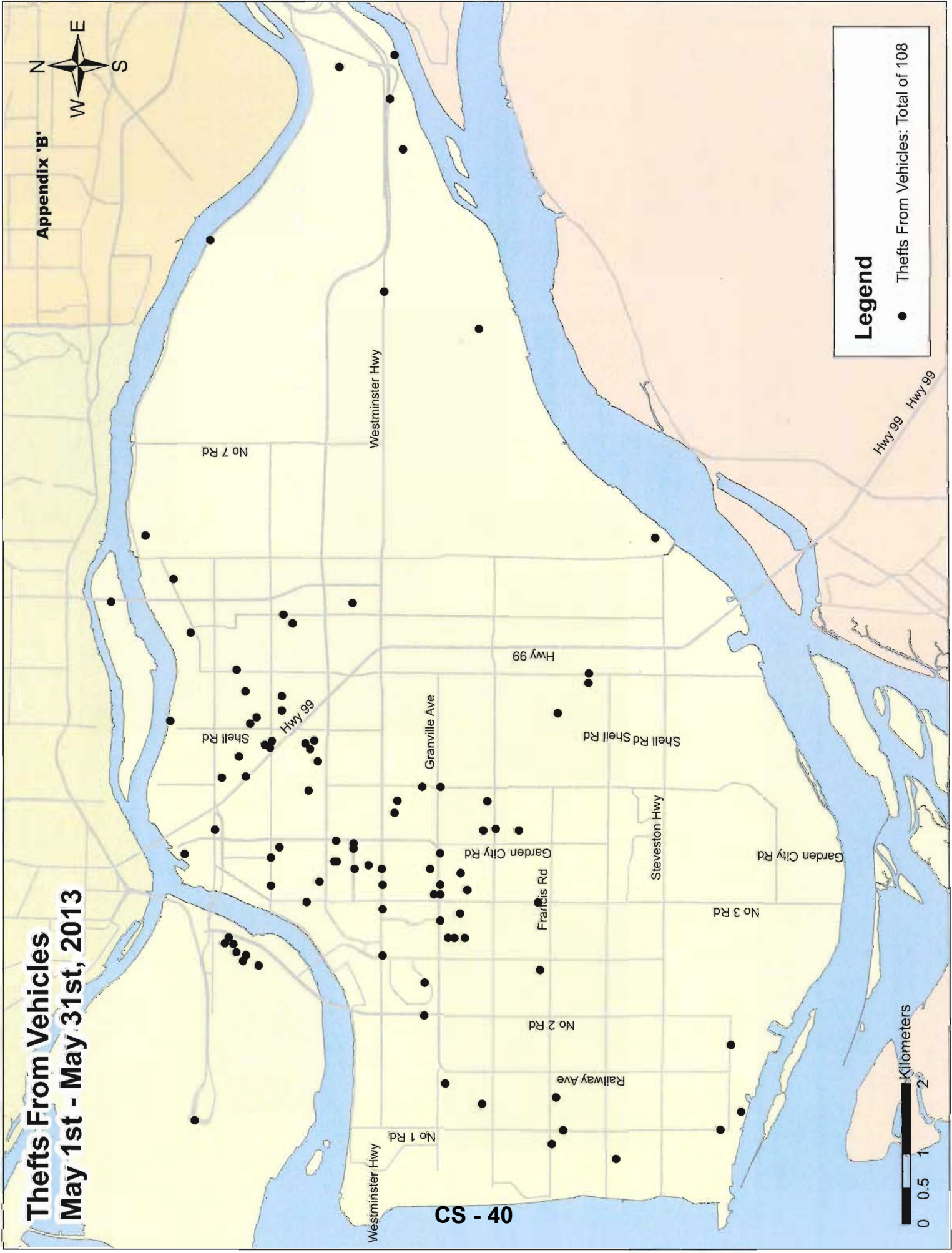
Legend

 Auto Theft: Total of 12



Thefts From Vehicles May 1st - May 31st, 2013

Appendix 'B'



CS - 40

Legend

- Thefts From Vehicles: Total of 108

