



# City of Richmond

## Report to Committee


---

**To:** Community Safety Committee **Date:** April 3, 2017  
**From:** Will Ng, Superintendent  
Officer In Charge, Richmond RCMP **File:** 09-5000-01/2017-Vol  
01  
**Re:** RCMP's Monthly Activity Report - March 2017

---




### Staff Recommendation

That the report titled "RCMP's Monthly Activity Report – March 2017," dated April 3, 2017, from the Officer In Charge, Richmond RCMP, be received for information.



Will Ng, Superintendent  
Officer In Charge, Richmond RCMP  
(604-278-1212)

Att. 4

REPORT CONCURRENCE	
CONCURRENCE OF GENERAL MANAGER 	
REVIEWED BY STAFF REPORT / AGENDA REVIEW SUBCOMMITTEE	INITIALS: 
APPROVED BY CAO 	

## Staff Report

### Origin

At the request of the Community Safety Committee, the Officer in Charge will keep Council informed on matters pertaining to policing in the Richmond community. This monthly activity report for the RCMP provides information on each of the following areas:

1. Activities and Noteworthy Files
2. Analysis of Crime Statistics
3. Auxiliary Constables
4. Block Watch
5. Community Police Stations and Programs
6. Crime Prevention Unit
7. Road Safety Unit
8. Victim Services
9. Youth Section

This report supports Council's 2014-2018 Term Goal #1 A Safe Community:

*Maintain emphasis on community safety to ensure Richmond continues to be a safe community.*

### Analysis

#### Activities and Noteworthy Files

##### *Search Warrant*

On March 1, 2017, Richmond RCMP officers executed a second Search Warrant at the Wee Medical Wellness Center at 8050 Anderson Road. The second search yielded marihuana and marihuana based products including baked goods, and confectionaries. The RCMP executed a Search Warrant on January 24, 2017 previously under similar circumstances. The storefront had been openly selling marihuana based products to the public and did not have a business license.

##### *Discovery of a Body*

On March 2, 2017, Richmond RCMP responded to the 20,000 block of Fraserwood Way for the discovery of a body. Officers confirmed that the body is a deceased male and the death is suspicious. The matter is under investigation.

#### Analysis of Crime Statistics

##### *Arson*

In March 2017, there was one incident of arson, which is no change from February 2017 and a 50 per cent decrease from March 2016. Arson at this time is within the five-year statistical average range.

*Assault Serious (Assault with a Weapon)*

There were nine assault serious events, which is a 12.5 per cent increase from February 2017 and an 18 per cent decrease from March 2016. Assault serious is within the five-year statistical average range.

*Auto Theft*

There were 27 auto theft incidents, which is no change from February 2017 and a 28 per cent decrease from March 2016. Auto theft is within the five-year statistical average range.

*Drugs*

There were 59 drug incidents, which is a decrease of 21 per cent from February 2017 and a 13 per cent increase from March 2016. Drug incidents are within the five-year statistical average range.

*Residential Break and Enter*

There were 50 break and enters, which is no change from February 2017 and no change from March 2016. Residential break and enters are within the five-year statistical average range.

*Sexual Assault*

There were five sexual assault offences, which resulted in a 25 per cent increase from February 2017 and a 50 percent decrease from March 2016. Sexual offences are within the five-year statistical average range.

*Shoplifting*

There were 56 shoplifting thefts, which is a 14 per cent increase from February 2017 and a 37 per cent decrease from March 2016. Shoplifting is within the five-year statistical average range.

*Theft from Auto*

There were 195 thefts from auto incidents, which is a six per cent increase from February 2017 and a 24 per cent decrease from March 2016. Theft from auto is within the five-year statistical average range.

*Violent Crime*

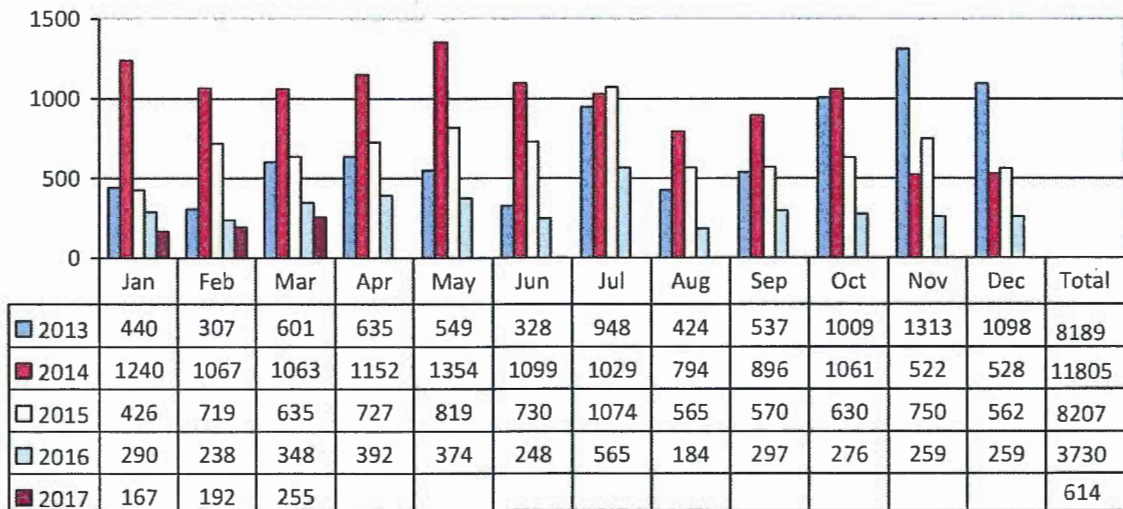
There were 114 violent crime incidents, which is an 18 per cent increase from February 2017 and an eight per cent increase from March 2016. Violent crime is above the five-year statistical average range and would be considered minimally high in March. There was no particular crime type that was elevated. In addition, no patterns were identified. The year-to-date numbers for violent crime are down from 2016.

Auxiliary Constables

In March 2017, the Richmond RCMP Detachment (the Detachment) had a total complement of 38 auxiliary constables, who provided 255 volunteer hours. There was a 32 per cent increase of hours from February 2017 and a 26 per cent reduction from March 2016.

Figure 1 compares the monthly hours of service provided by month from 2013 to 2017.

**Figure 1: Auxiliary Constable Volunteer Hours**



*Auxiliary Constable Activities*

Auxiliary Constables attend events in the community to promote a positive police presence, support regular RCMP members and provide traffic and crowd control. During the month of March auxiliary constables participated in:

- Crime Prevention Neighborhood Blitz
- Crime Watch
- Distracted Driving and Cell Watch
- Home Security Checks
- Pathways Initiative
- School Sports Program

Block Watch

At the end of March 2017, the Block Watch program had 435 groups totaling 9982 participants. Currently, the program includes 576 captains, which is an increase of one captain, one group, and 18 participants.

Community Police Station Programs

Community police stations continue to enhance the Detachment's policing service by providing an array of crime prevention resources and community safety initiatives. City staff and volunteers pursued safety initiatives to enhance crime prevention program awareness, community engagement, police accessibility and to reduce anxiety and fear levels related to crime. The demographics of the programs vary from month to month reflective of weather conditions, seasonal initiatives, events and the availability of the volunteers.

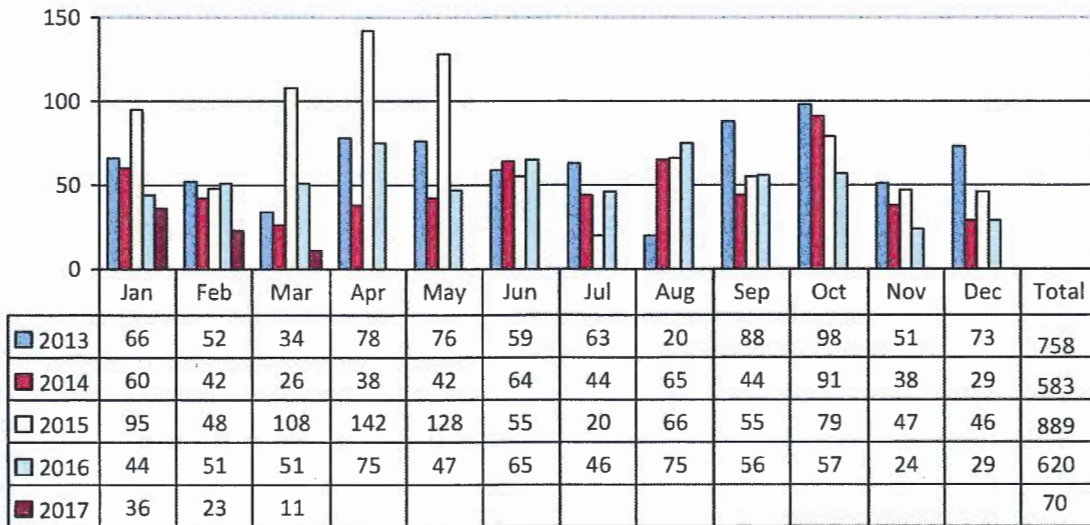
During the month of March volunteer highlights included:

- Deployed 25 foot/van patrols totalling 203 hours and three bike patrols totalling 20 hours;
- Conducted 18 Fail to Stop deployments which resulted in 574 warning letters;
- Conducted Speed Watch on 3,959 vehicles at various locations in Richmond;
- Conducted Lock Out Auto Crime on 9,570 vehicles at various locations in Richmond;
- Issued 29 warning letters and checked 3,524 vehicles during the Distracted Drivers Campaign on March 9, 2017;
- Advised the owner of a vehicle parked at a community center that the insurance decal was missing while on van patrol on March 14, 2017;
- Issued 133 warning letters and checked 11,317 vehicles at various locations in Richmond during a Distracted Drivers/Cell Watch blitz on March 21, 2017; and
- Checked 10,310 vehicles during Operation Hang Up deployment. There were a total of 57 distracted drivers involving texting and/or talking on cell phones.

*Distracted Drivers*

Figure 2 provides a comparison by year of the number of letters sent to registered owners.

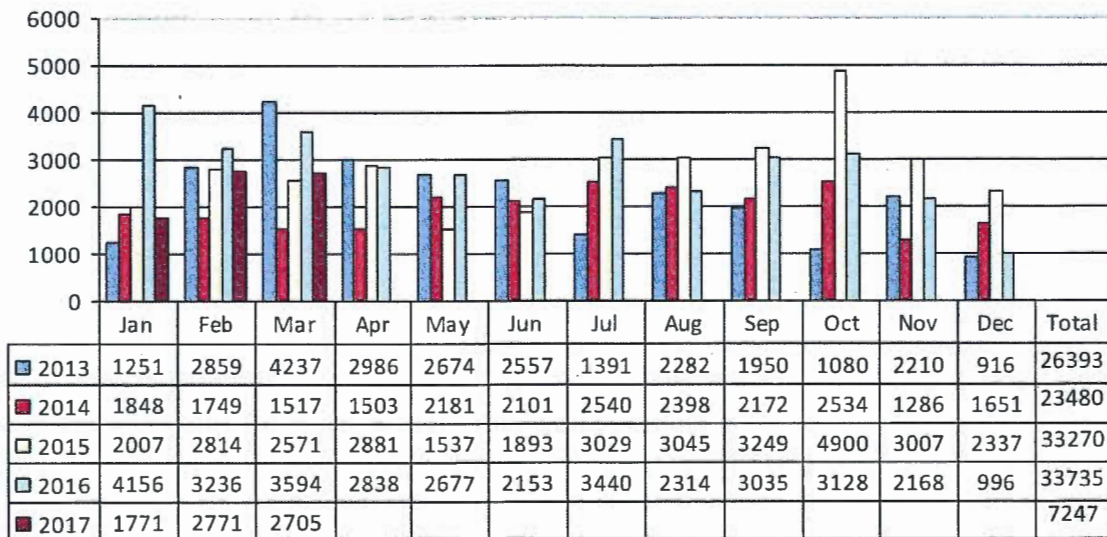
**Figure 2: Distracted Drivers Letters Sent**



*Lock-Out Auto Crime*

Figure 3 provides a comparison by year of the number of vehicles notices issued.

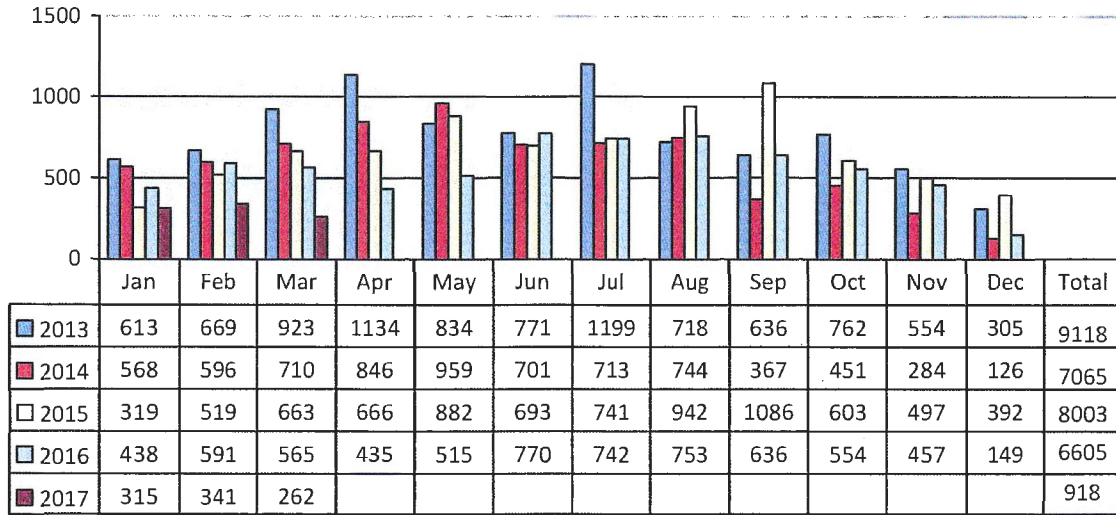
**Figure 3: Lock Out Auto Crime Vehicles Issued a Notice**



*Speed Watch*

Figure 4 provides a comparison by year of the number of letters sent to registered owners.

**Figure 4: Speed Watch Letters Sent**



Crime Prevention Unit

Crime Prevention reduces crime and enhances community engagement through public awareness and dialogue initiatives. During the month of March, the Crime Prevention unit participated in the following events/activities:

- On March 3, 2017, an emergency drill was coordinated with leaders from the Richmond Muslim Community and Greater Vancouver Jewish Community at the Jewish Community Center in Vancouver with the goal of creating partnerships.
- On March 7, 2017, attended the Pathways Clubhouse Breakfast to raise funds for mental health programs.
- On March 28, 2017, participated in traffic safety deployments with the volunteers and auxiliary constables.
- On March 29, 2017, participated in a neighborhood deployment with volunteers in the Broadmoor area to provide residents with information on community policing programs.
- Developed tactical site assessments for all mosques and synagogues in Richmond to assist police in responding to emergency situations at these facilities.

Road Safety Unit

The Road Safety Unit makes Richmond's roads safer through evidence-based traffic enforcement, investigation of serious vehicle collisions and public education programs. The statistics below compare March 2017 data to both January 2017 and February 2017.

The Moving Violations category refers to violations such as unsafe lane change and unsafe passing. The Vehicle category refers to motor vehicle regulation defects such as no insurance and no lights. The Other category refers to other motor vehicle infractions such as miscellaneous charges including fail to remain at the scene of accident and failing to stop for police.

Violation Tickets were issued for the following infractions:

<b>Infraction</b>	<b>January 2017</b>	<b>February 2017</b>	<b>March 2017</b>
Distracted Driving	55	58	123
Driver License	84	96	163
Impaired	19	37	21
Intersection offences	66	58	65
Moving Violations	86	117	129
Speeding	91	92	150
Seatbelts	0	5	4
Vehicle Related	45	27	42
Other	31	63	11
<b>Total</b>	<b>477</b>	<b>553</b>	<b>708</b>

Notice and Orders issued for the following infractions:

<b>Infraction</b>	<b>January 2017</b>	<b>February 2017</b>	<b>March 2017</b>
Distracted Driving	13	13	41
Driver License	20	29	40
Intersection	40	34	45
Moving Violations	74	63	86
Speeding	55	61	80
Seatbelts	2	2	1
Vehicle Related	91	86	90
Other	1	0	0
<b>Total</b>	<b>296</b>	<b>288</b>	<b>383</b>

Parking Tickets:

<b>Name</b>	<b>Act</b>	<b>Example</b>	<b>Jan 2017</b>	<b>Feb 2017</b>	<b>Mar 2017</b>
Parking	Municipal Bylaw	Municipal parking offences	16	49	54



### Victim Services

In March 2017 Richmond RCMP Victim Services provided on-going support to 73 clients and attended 14 crime/trauma scenes. The unit currently maintains an active caseload of 170 on-going files.

In addition, Victim Services responded to a number of cases involving medical related sudden deaths, suicides, family conflict and property crime. Victim Services provides on-going emotional support and in some cases refers clients for long term assistance.

### Youth Section

The Detachment's Youth Section focuses on strategies that contribute to safe and healthy behaviours essential to the development of productive and civic-minded adults. During the month of March Youth Section members:

- Graduated 21 fifth grade classes in the Drug Abuse Resistance Education program;
- Deployed daily to crime hot spots throughout Richmond and engaged in proactive, high-visibility patrols;
- Delivered School Action for Emergency Plan (SAFE) program training to detachment personnel;
- Led an emergency evacuation and SAFE plan mobilization drill for the Richmond Jewish Day School;
- Monitored several hold-and-secure lock-down drills;
- Participated in a basketball game against McKinney Elementary students;
- Delivered multiple internet safety education lectures to elementary and secondary students and their parents;
- On March 30, 2017, Youth Section and Crime Prevention Unit members were recognized at a ceremony held at the BC Muslim School for enhanced patrols of the mosque and school in the wake of the tragedy on January 29, 2017 in Quebec.

### **Financial Impact**


None.

April 3, 2017

- 10 -

**Conclusion**

The Officer in Charge, Richmond Detachment continues to ensure Richmond remains a safe and desirable community.



Edward Warzel  
Manager, RCMP Administration  
(604-207-4767)

EW: jl

- Att. 1: Community Policing Programs Definition
- 2: Crime Statistics
- 3: Crime Maps
- 4: March 2017 sample of police occurrences in Richmond

#### Auxiliary Constables

- The primary mandate of Richmond's Auxiliary Constables is to support community policing activities related to public safety and crime prevention.
- For more information, visit [www.richmond.ca/safety/police/prevention/auxiliary.htm](http://www.richmond.ca/safety/police/prevention/auxiliary.htm)

#### Block Watch

- Community-based crime prevention program aimed at helping neighbors organize themselves to prevent crime.
- Residents can receive email alerts of neighbourhood residential break and enters by registering their email addresses at: [blockwatch@richmond.ca](mailto:blockwatch@richmond.ca)
- For more information, visit [www.richmond.ca/safety/police/prevention/blockwatch.htm](http://www.richmond.ca/safety/police/prevention/blockwatch.htm)

#### Difference Maker Project

- The Difference Maker Project is an off-shoot of the School Sports Programs. Elementary school students are mentored by teachers, police officers and community ambassadors. This activity aims to encourage social and civic responsibility amongst elementary and secondary school aged youth through community projects.

#### Distracted Driving Program

- Trained volunteers monitor intersections and observe distracted drivers.
- A letter is sent to the registered owner of the offending vehicle with information on the safety risks associated to the observed behaviour and applicable fine amounts.
- For more information, visit [www.richmond.ca/safety/police/prevention/programs.htm](http://www.richmond.ca/safety/police/prevention/programs.htm)

#### Fail to Stop

- Trained volunteers monitor areas that have been referred to the program by local businesses or residents where drivers are not making a full stop at the stop sign, or running a red light.
- An information letter is sent to the registered owner of the vehicle advising them the date, time and location and applicable fine amounts if the driver received a violation ticket.

#### Lock Out Auto Crime

- Co-sponsored by the Insurance Corporation of BC (ICBC), volunteers patrol city streets and parking lots looking for automobile security vulnerabilities.
- Notices supplied by ICBC are issued to every vehicle inspected indicating to the owner what issues need to be addressed in order to keep the vehicle and contents secure.
- For more information, visit
- [www.richmond.ca/safety/police/personal/vehicle.htm](http://www.richmond.ca/safety/police/personal/vehicle.htm)

#### Project 529

- This program allows riders to easily and securely register their bikes. This up-to-date database of bikes alerts its registrants if a fellow 529 bike is stolen.
- Project 529 is a unique, multi-national registry that holds a database of all registered and stolen bikes.

#### Speed Watch

- Co-sponsored by ICBC, promotes safe driving habits by alerting drivers of their speed.
- Trained volunteers are equipped with radar and a speed watch reader board that gives drivers instant feedback regarding their speed.
- Volunteers record the license plate number and the speed, and a letter is sent to the registered owner of the offending vehicle. The letter includes the date, time and location and applicable fine amounts if the driver received a violation ticket.

#### Stolen Auto Recovery

- Co-sponsored by ICBC, trained volunteers equipped with portable computers identify stolen vehicles.
- These volunteers recover hundreds of stolen vehicles each year throughout the Lower Mainland.

#### Volunteer Bike and Foot Patrol Program

- Trained volunteers patrol Richmond neighbourhoods reporting suspicious activities and providing a visible deterrent to crime and public order issues.

## MARCH 2017 STATISTICS

### RICHMOND RCMP

This chart identifies the monthly totals for founded Criminal Code incidents, excluding traffic-related Criminal Code incidents. Based on Uniform Crime Reporting (UCR) scoring, there are three categories: (1) Violent Crime, (2) Property Crime, and (3) Other Criminal Code. Within each category, particular offence types are highlighted in this chart. In addition, monthly totals for Controlled Drugs and Substances Act (CDSA) incidents are included. Individual UCR codes are indicated below the specific crime type. For 2017, some inclusion criteria have been modified to improve accuracy and accommodate RCMP scoring regulations. For more information, contact Richmond Crime Analysts.

The Average Range data is based on activity in a single month over the past 5 years. If the current monthly total for an offence is above the expected average range (using a standard deviation), it will be noted in **red**, while below expected numbers will be noted in **blue**.

Year-to-Date percentage increases of more than 10% are marked in **red**, while decreases of more than 10% are **blue**.

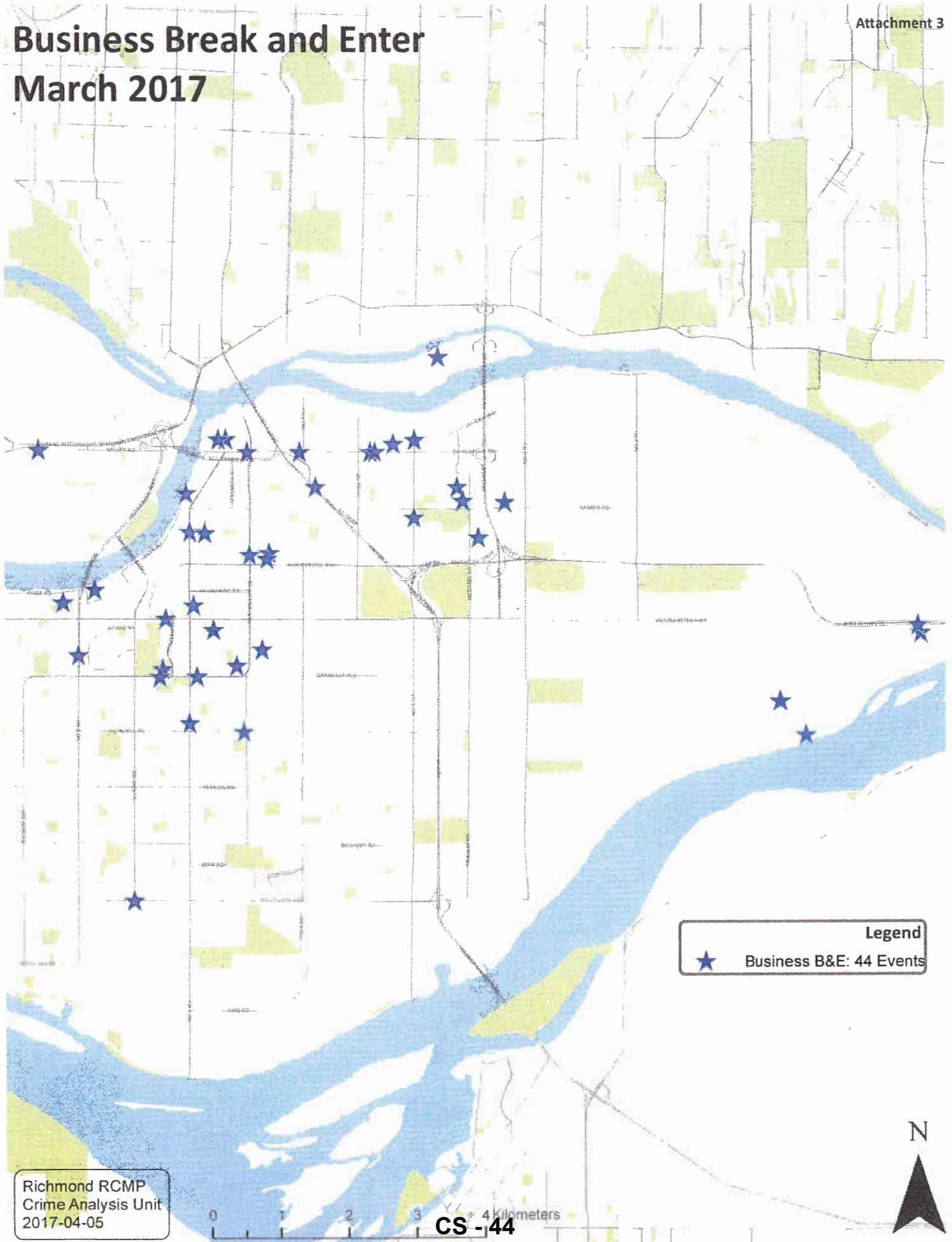
	Month	5-Yr Avg	5-Yr Range	Year to Date Totals			
	Mar-17	March		2016	2017	% Change	# Change
<b>VIOLENT CRIME</b> (UCR 1000-Series Offences)	<b>114</b>	<b>96.0</b>	<b>84-108</b>	<b>329</b>	<b>317</b>	<b>-4%</b>	<b>-12</b>
Robbery <small>UCR 1510-11</small>	6	5.6	3-8	28	15	<b>-46%</b>	-13
Assault Common <small>UCR 1520</small>	35	38.6	34-43	127	112	<b>-12%</b>	-15
Assault Serious <small>UCR 1530-12</small>	9	9.8	8-12	27	29	7%	2
Sexual Offences <small>UCR 1540-14, 1540-15, 1540-16</small>	5	7.2	3-11	17	10	<b>-41%</b>	-7
<b>PROPERTY CRIME</b> (UCR 2000-Series Offences)	<b>699</b>	<b>670.6</b>	<b>591-750</b>	<b>2184</b>	<b>2116</b>	<b>-3%</b>	<b>-68</b>
Business B&E <small>UCR 220-1</small>	<b>44</b>	30.4	22-39	85	146	<b>72%</b>	61
Residential B&E <small>UCR 221-1</small>	50	57.4	47-68	173	205	<b>18%</b>	32
Auto Theft <small>UCR 230-1, 230-2, 230-3</small>	27	25.2	19-32	87	86	-1%	-1
Theft from Auto <small>UCR 231-1</small>	195	201.0	156-246	723	621	<b>-14%</b>	-102
Theft <small>UCR 232-1, 232-10</small>	103	108.0	91-125	315	324	3%	9
Shoplifting <small>UCR 233-1, 233-14</small>	56	67.4	52-83	229	153	<b>-33%</b>	-76
Fraud <small>UCR 234-1, 234-2, 234-3, 234-4</small>	<b>94</b>	66.6	51-83	236	256	8%	20
<b>OTHER CRIMINAL CODE</b> (UCR 3000-Series Offences)	<b>171</b>	<b>172.4</b>	<b>145-200</b>	<b>558</b>	<b>483</b>	<b>-13%</b>	<b>-75</b>
Arson <small>UCR 302-1</small>	1	3.4	1-6	7	7	0%	0
<b>SUBTOTAL CC OFFENCES</b> (UCR 1000 to 3000 Series)	<b>984</b>	<b>939.0</b>	<b>825-1053</b>	<b>3071</b>	<b>2916</b>	<b>-5%</b>	<b>-155</b>
<b>DRUGS</b> (UCR 4000-Series Offences)	<b>59</b>	<b>55.8</b>	<b>47-65</b>	<b>158</b>	<b>167</b>	<b>6%</b>	<b>9</b>

Prepared by Richmond RCMP Crime Analysts.


Data collected from PRIME on 2017-04-04. Published 2017-04-05.

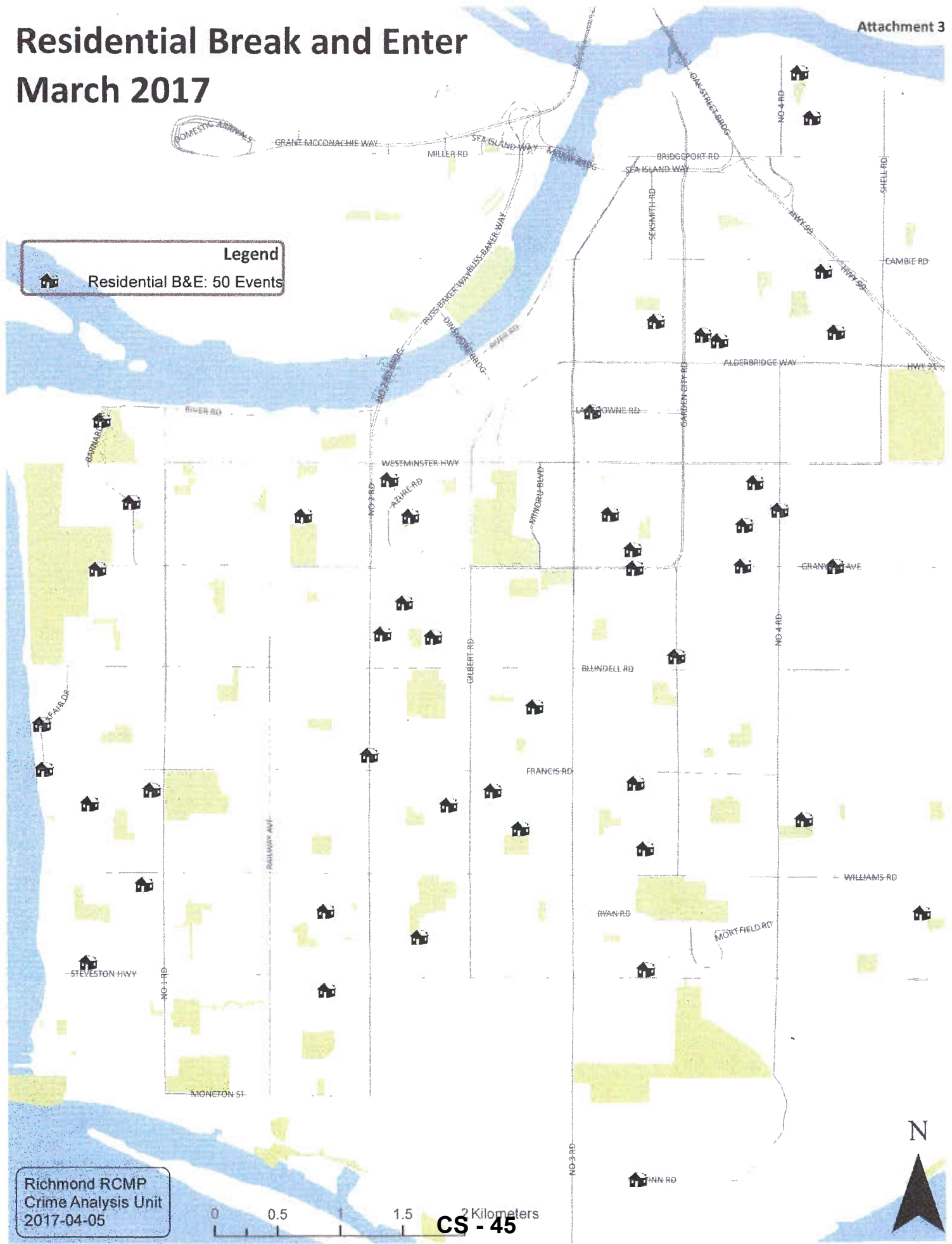
This data is operational and subject to change. This document is not to be copied, reproduced, used in whole or part or disseminated to any other person or agency without the consent of the originator(s).

# Business Break and Enter March 2017



# Residential Break and Enter March 2017

**Legend**  
 Residential B&E: 50 Events

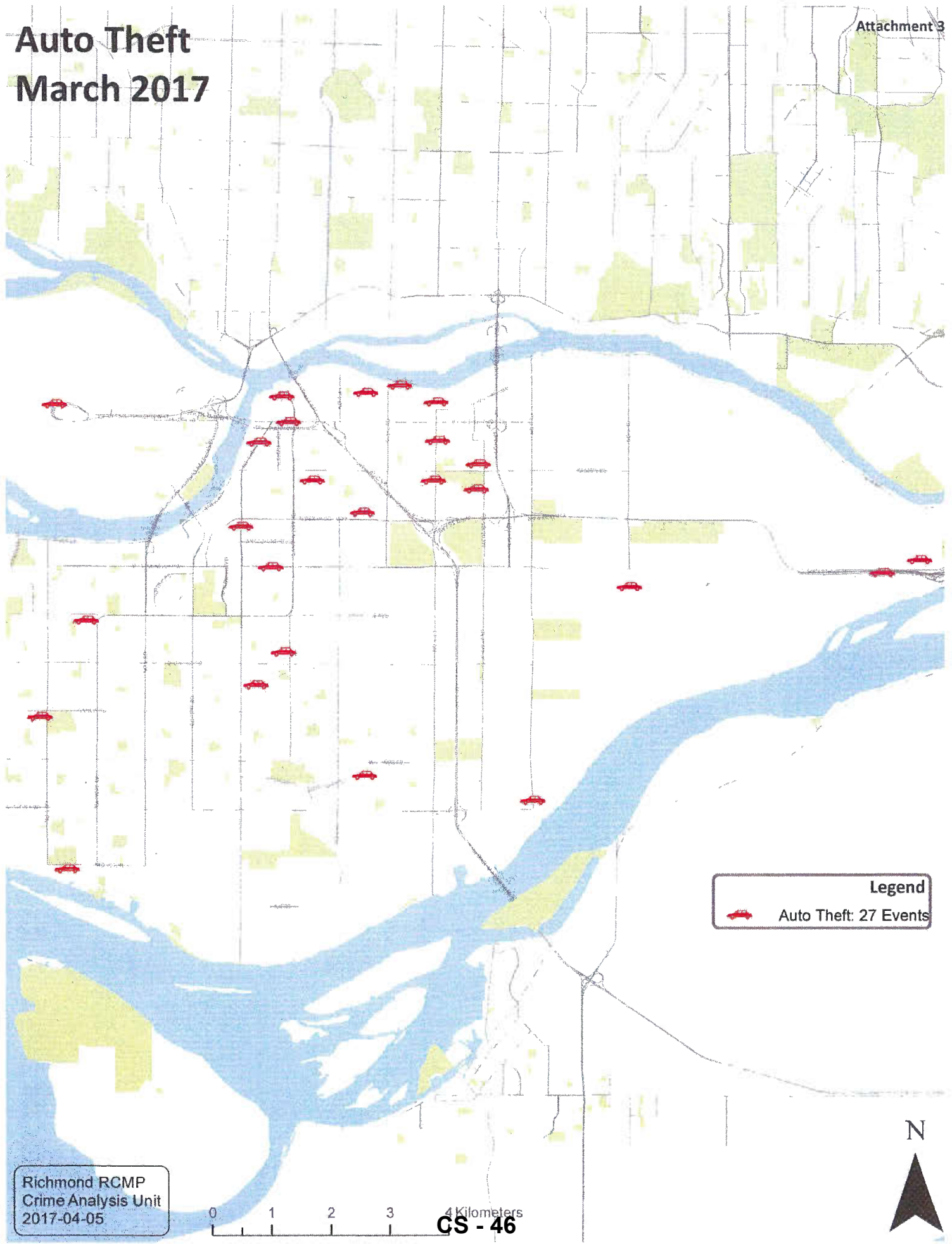


Richmond RCMP  
 Crime Analysis Unit  
 2017-04-05

0 0.5 1 1.5 2 Kilometers  
**CS - 45**



# Auto Theft March 2017



Richmond RCMP  
Crime Analysis Unit  
2017-04-05

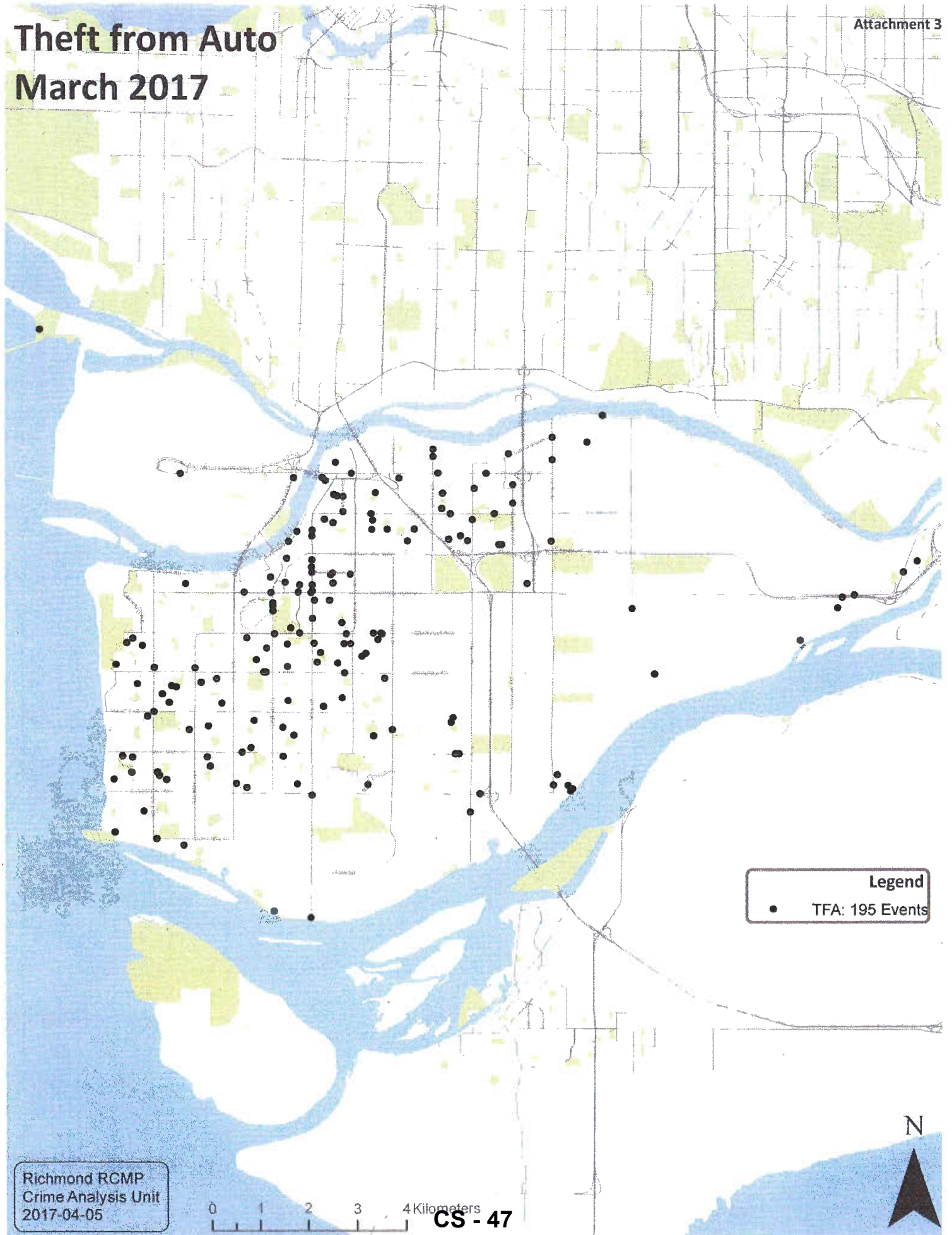
0 1 2 3 4 Kilometers

CS - 46





# Theft from Auto March 2017



Richmond RCMP  
Crime Analysis Unit  
2017-04-05

0 1 2 3 4 Kilometers  
CS - 47



Richmond RCMP		March 2017								
Sunday	Monday	Tuesday	Wednesday	Thursday	Friday	Saturday				
	Legend 911 FALSE 911 false/ abandoned ASSAULT assaults AUTO THFT auto theft B&E BUS Break and Enter - Business B&E OTH Break and Enter - Other B&E RES Break and Enter - Residential DISTURB Cause Disturbance MHA Mental Health Act BYLAW Municipal Bylaw THEFT Other Theft U/5000 TFA Theft from Vehicle WEAPONS Weapons Offences GO Total General Occurrence									
	1 911 FALSE 5 ASSAULT 3 AUTO THFT 2 B&E BUS 2 B&E OTH 4 B&E RES 5 DISTURB 7 MHA 7 BYLAW 1 THEFT 4 TFA 8 WEAPONS 1 GO 119	2 911 FALSE 2 ASSAULT 2 AUTO THFT 1 B&E BUS 2 B&E OTH 2 B&E RES 5 DISTURB 5 MHA 6 BYLAW 1 THEFT 8 TFA 5 WEAPONS 3 GO 119	3 911 FALSE 4 ASSAULT 1 AUTO THFT 1 B&E BUS 1 B&E OTH 2 B&E RES 2 DISTURB 4 MHA 1 BYLAW 1 THEFT 5 TFA 3 WEAPONS 1 GO 106	4 911 FALSE 8 ASSAULT 1 AUTO THFT 3 B&E BUS 2 B&E OTH 2 B&E RES 2 DISTURB 2 MHA 1 BYLAW 6 THEFT 6 TFA 7 WEAPONS 1 GO 99	5 911 FALSE 5 ASSAULT 2 AUTO THFT 1 B&E BUS 1 B&E OTH 1 B&E RES 1 DISTURB 4 MHA 1 BYLAW 4 THEFT 2 TFA 3 WEAPONS 2 GO 108	6 911 FALSE 3 ASSAULT 2 AUTO THFT 3 B&E BUS 3 B&E OTH 3 B&E RES 7 DISTURB 7 MHA 4 BYLAW 1 THEFT 2 TFA 14 WEAPONS 1 GO 145	7 911 FALSE 7 ASSAULT 2 AUTO THFT 2 B&E BUS 2 B&E OTH 1 B&E RES 1 DISTURB 2 MHA 3 BYLAW 5 THEFT 1 TFA 5 WEAPONS 3 GO 106	8 911 FALSE 7 ASSAULT 1 AUTO THFT 1 B&E BUS 2 B&E OTH 2 B&E RES 2 DISTURB 2 MHA 3 BYLAW 1 THEFT 3 TFA 4 WEAPONS 1 GO 107	9 911 FALSE 6 ASSAULT 1 AUTO THFT 1 B&E BUS 2 B&E OTH 2 B&E RES 3 DISTURB 1 MHA 4 BYLAW 7 THEFT 4 TFA 4 WEAPONS 2 GO 120	10 911 FALSE 5 ASSAULT 1 AUTO THFT 2 B&E BUS 4 B&E OTH 2 B&E RES 6 DISTURB 2 MHA 3 BYLAW 2 THEFT 5 TFA 6 WEAPONS 1 GO 128
12 911 FALSE 3 ASSAULT 1 AUTO THFT 2 B&E BUS 2 B&E OTH 2 B&E RES 2 DISTURB 2 MHA 5 BYLAW 4 THEFT 3 TFA 6 WEAPONS 2 GO 102	13 911 FALSE 3 ASSAULT 1 AUTO THFT 1 B&E BUS 6 B&E OTH 1 B&E RES 1 DISTURB 7 MHA 3 BYLAW 1 THEFT 1 TFA 7 WEAPONS 1 GO 110	14 911 FALSE 5 ASSAULT 2 AUTO THFT 1 B&E BUS 1 B&E OTH 2 B&E RES 2 DISTURB 6 MHA 2 BYLAW 1 THEFT 2 TFA 10 WEAPONS 3 GO 107	15 911 FALSE 1 ASSAULT 1 AUTO THFT 1 B&E BUS 1 B&E OTH 2 B&E RES 2 DISTURB 6 MHA 6 BYLAW 2 THEFT 2 TFA 7 WEAPONS 1 GO 112	16 911 FALSE 11 ASSAULT 3 AUTO THFT 1 B&E BUS 1 B&E OTH 1 B&E RES 3 DISTURB 3 MHA 7 BYLAW 2 THEFT 6 TFA 4 WEAPONS 2 GO 131	17 911 FALSE 8 ASSAULT 3 AUTO THFT 1 B&E BUS 1 B&E OTH 1 B&E RES 3 DISTURB 3 MHA 2 BYLAW 2 THEFT 6 TFA 7 WEAPONS 1 GO 120	18 911 FALSE 4 ASSAULT 2 AUTO THFT 1 B&E BUS 1 B&E OTH 2 B&E RES 2 DISTURB 4 MHA 5 BYLAW 4 THEFT 2 TFA 7 WEAPONS 1 GO 98				
19 911 FALSE 2 ASSAULT 2 AUTO THFT 4 B&E BUS 4 B&E OTH 4 B&E RES 5 DISTURB 5 MHA 5 BYLAW 7 THEFT 2 TFA 6 WEAPONS 1 GO 113	20 911 FALSE 3 ASSAULT 5 AUTO THFT 1 B&E BUS 3 B&E OTH 2 B&E RES 2 DISTURB 2 MHA 5 BYLAW 2 THEFT 2 TFA 9 WEAPONS 1 GO 118	21 911 FALSE 1 ASSAULT 1 AUTO THFT 1 B&E BUS 1 B&E OTH 3 B&E RES 2 DISTURB 2 MHA 4 BYLAW 3 THEFT 7 TFA 15 WEAPONS 1 GO 115	22 911 FALSE 2 ASSAULT 4 AUTO THFT 1 B&E BUS 1 B&E OTH 1 B&E RES 4 DISTURB 4 MHA 6 BYLAW 2 THEFT 2 TFA 9 WEAPONS 1 GO 104	23 911 FALSE 6 ASSAULT 2 AUTO THFT 2 B&E BUS 2 B&E OTH 2 B&E RES 3 DISTURB 3 MHA 4 BYLAW 4 THEFT 3 TFA 4 WEAPONS 1 GO 98	24 911 FALSE 4 ASSAULT 2 AUTO THFT 2 B&E BUS 2 B&E OTH 2 B&E RES 2 DISTURB 2 MHA 3 BYLAW 1 THEFT 4 TFA 4 WEAPONS 1 GO 113	25 911 FALSE 7 ASSAULT 2 AUTO THFT 1 B&E BUS 2 B&E OTH 2 B&E RES 5 DISTURB 11 MHA 3 BYLAW 7 THEFT 2 TFA 10 WEAPONS 1 GO 115				
26 911 FALSE 5 ASSAULT 6 AUTO THFT 2 B&E BUS 2 B&E OTH 3 B&E RES 3 DISTURB 3 MHA 1 BYLAW 4 THEFT 6 TFA 2 WEAPONS 2 GO 81	27 911 FALSE 2 ASSAULT 1 AUTO THFT 2 B&E BUS 2 B&E OTH 1 B&E RES 2 DISTURB 2 MHA 4 BYLAW 1 THEFT 3 TFA 6 WEAPONS 2 GO 121	28 911 FALSE 6 ASSAULT 3 AUTO THFT 1 B&E BUS 1 B&E OTH 4 B&E RES 4 DISTURB 4 MHA 4 BYLAW 2 THEFT 6 TFA 10 WEAPONS 3 GO 117	29 911 FALSE 1 ASSAULT 1 AUTO THFT 3 B&E BUS 3 B&E OTH 3 B&E RES 5 DISTURB 5 MHA 8 BYLAW 1 THEFT 2 TFA 7 WEAPONS 3 GO 122	30 911 FALSE 2 ASSAULT 3 AUTO THFT 3 B&E BUS 3 B&E OTH 4 B&E RES 2 DISTURB 2 MHA 2 BYLAW 2 THEFT 3 TFA 9 WEAPONS 1 GO 122	31 911 FALSE 5 ASSAULT 3 AUTO THFT 2 B&E BUS 4 B&E OTH 3 B&E RES 2 DISTURB 4 MHA 4 BYLAW 3 THEFT 9 TFA 8 WEAPONS 2 GO 125					

Statistics Run on 2017-04-05

Prepared by Richmond RCMP Crime Analysts.

This data is operational and subject to change. This document is not to be copied, reproduced, used in whole or part or disseminated to any other person or agency without the consent of the originator(s).

These statistics are based on UCR primary scoring only.

\*All CCJS are included (assistance, information, prevention, unsubstantiated, unfounded). Street Checks, Tickets, and non-GO calls have not been calculated.