

# BYLAW 9707 - FARM HOME PLATE

Schedule 24 to the Minutes of the Public Hearing meeting of Richmond City Council held on Monday, May 15, 2017 and Wednesday, May 17, 2017.

## Maximum Farm Home Plate Area

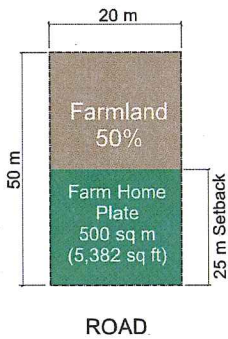
50% of lot area for lots 0 to 0.2 Ha (0 to 0.5 Ac)

1,000 sq meters (10,764 sq ft) for lots 0.2 Ha to 1 Ha (0.5 to 2.5 Ac)

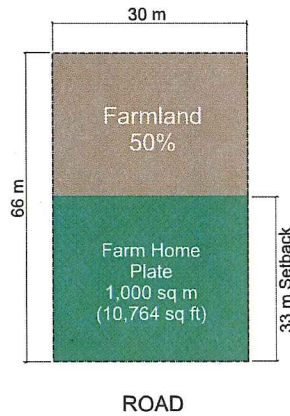
10% of lot area for lots 1 to 2 Ha (2.5 to 5 Ac)

2,000 sq m (21,528 sq ft) for lots 2 Ha (5 Ac) or greater

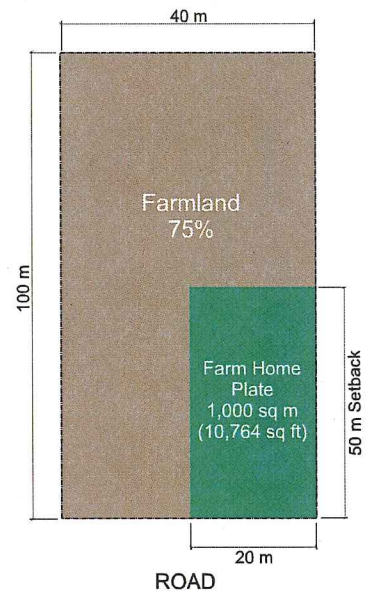
0.1 Ha (1/4 Acre)



0.2 Ha (1/2 Acre)

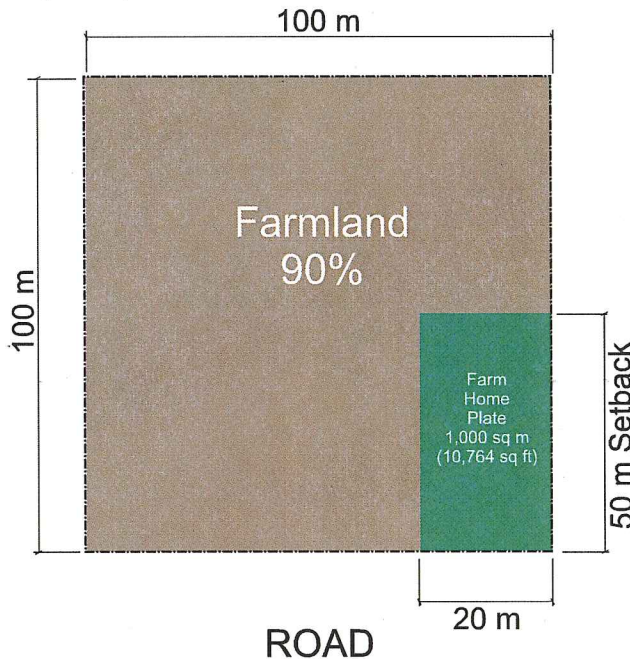


0.4 Ha (1 Acre)

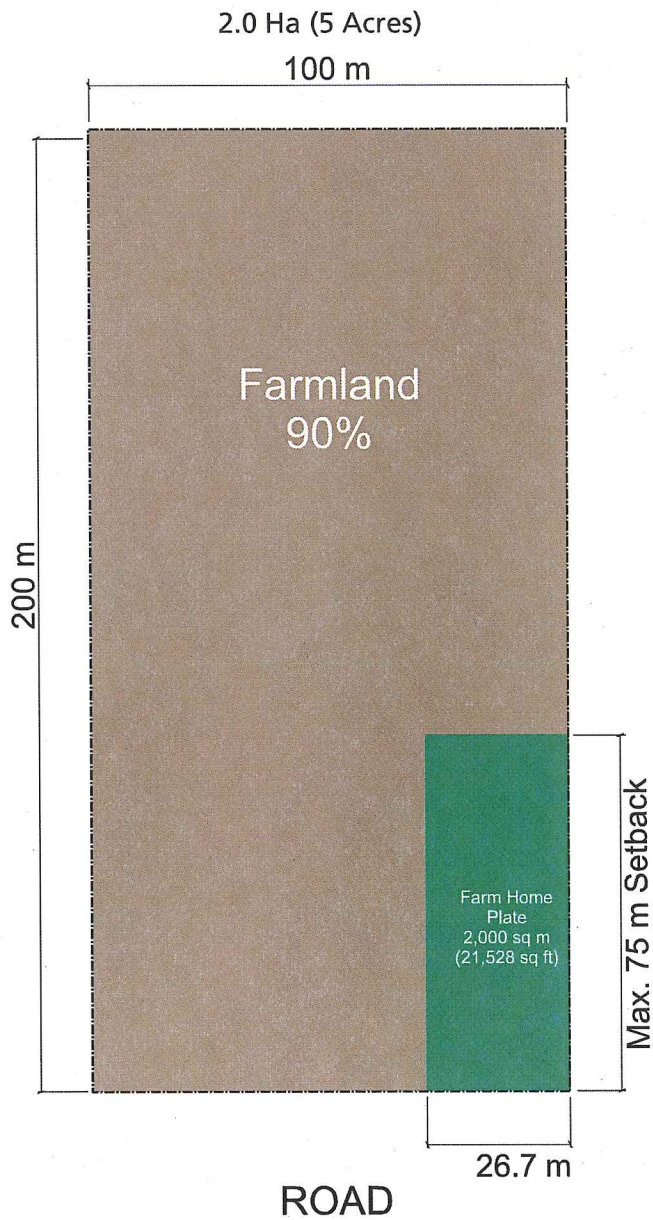


**NOTE:** Farm Home Plate conceptually shown. Actual Farm Home Plate size will vary due to the width of the property. For all options the max. depth of the Farm Home Plate would be 75 m (246 ft).

1.0 Ha (2.5 Acres)



# BYLAW 9707 - FARM HOME PLATE



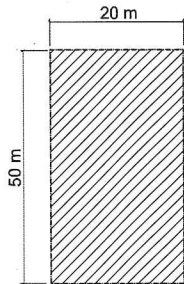
**NOTE:** Farm Home Plate conceptually shown. Actual Farm Home Plate size will vary due to the width of the property. For all options the max. depth of the Farm Home Plate would be 75 m (246 ft).

# EXISTING AG1 SETBACK REGULATIONS

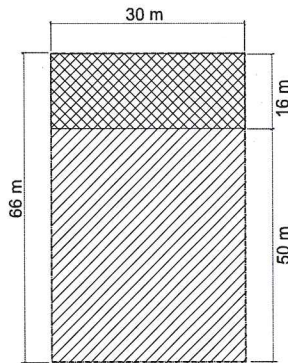
Maximum setback for dwelling units = 50 m.

Maximum setback between residential accessory building and dwelling unit = 50 m.

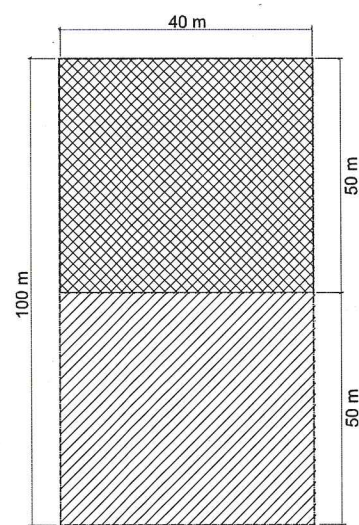
0.1 Ha (1/4 Acre)





0.2 Ha (1/2 Acre)



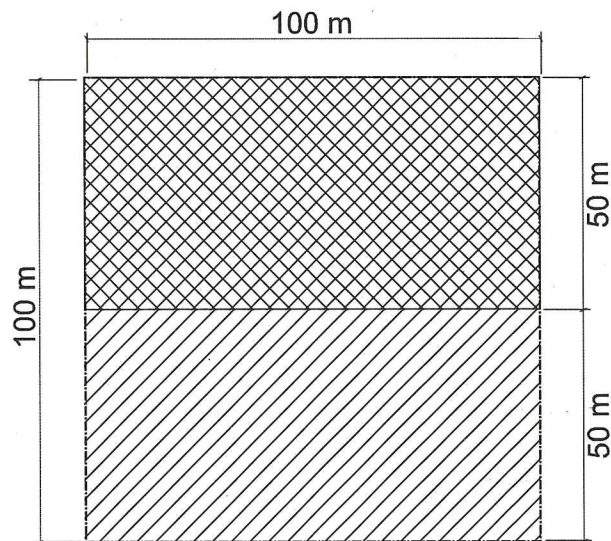
0.4 Ha (1 Acre)



**LEGEND**  
**Current AG1 Zone Setback Regulations**

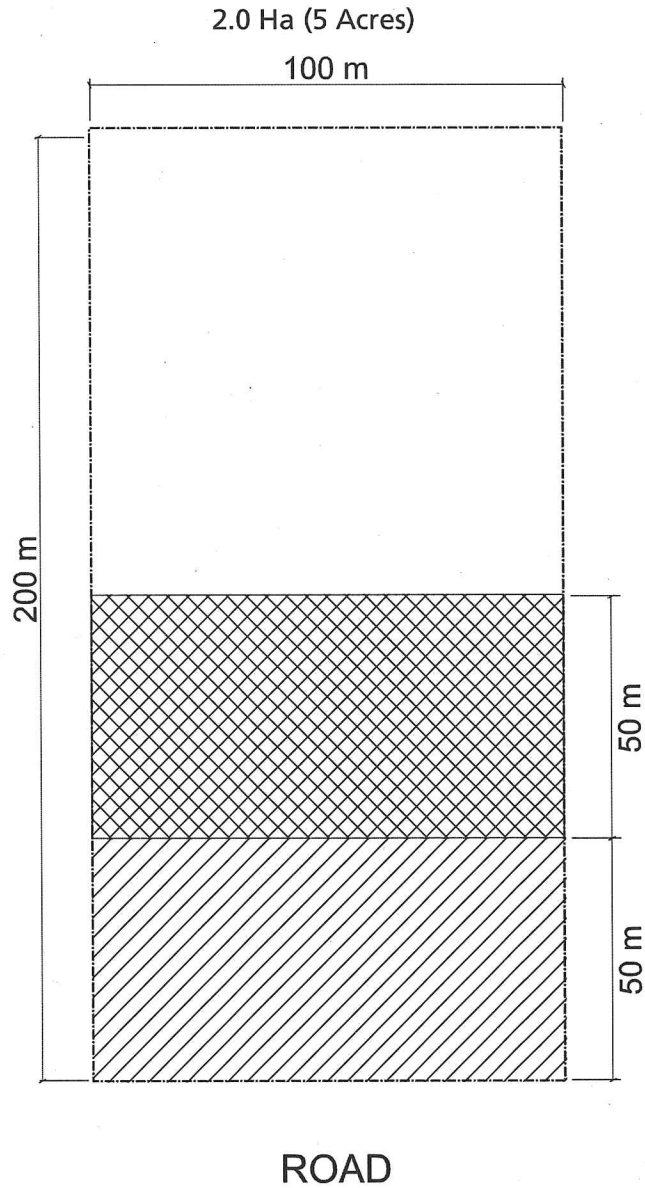
-  Maximum setback area for residential accessory building from dwelling unit.
-  Maximum setback area for dwelling unit.

1.0 Ha (2.5 Acres)




ROAD


# EXISTING AG1 SETBACK REGULATIONS



**LEGEND**

**Current AG1 Zone Setback Regulations**

 Maximum setback area for residential accessory building from dwelling unit.

 Maximum setback area for dwelling unit.