



To: Community Safety Committee **Date:** April 10, 2017
From: Cecilia Achiam, General Manager Community Safety **File:** 12-8060-01/20-Vol01
Re: **Community Bylaws Monthly Activity Report - March 2017**

Staff Recommendation

That the staff report titled “Community Bylaws Monthly Activity Report - March 2017,” dated April 10, 2017, from the General Manager, Community Safety, be received for information.

Cecilia Achiam
General Manager, Community Safety
(604-276-4122)

Att. 1

REPORT CONCURRENCE	
ROUTED TO:	CONCURRENCE
Finance Department	<input checked="" type="checkbox"/>
Parks Services	<input checked="" type="checkbox"/>
Engineering	<input checked="" type="checkbox"/>
REVIEWED BY STAFF REPORT / AGENDA REVIEW SUBCOMMITTEE	INITIALS: CJ
APPROVED BY CAO 	

Staff Report

Origin

This monthly activity report for the Community Bylaw Department provides information on Property Use, Grease, Soils, Parking and Animal Control.

This report supports Council's 2014-2018 Term Goal #1 A Safe Community:

Maintain emphasis on community safety to ensure Richmond continues to be a safe community.

Analysis

Property Use

Property Use Officers continue to respond to changing public demand with a recent focus on demolition permits, zoning issues, recycling offences and sign infractions.

Grease and Soils

The Grease Officer remains diligent in inspecting food establishments while maintaining a focus on education and voluntary compliance. Inspection volume continues to increase due to a recent position upgrade from part-time to full-time status.

The Soil Officer remains engaged in the investigation of files that require ongoing monitoring, inspection and liaison with various departments and external agencies. In particular, several stop-work-orders have been issued for unauthorized fill activity.

Parking and Animal Control

Parking and Animal Control Officers remain proactive in patrolling for non-moving traffic violations and continue to place priority on safety and liability issues (fire hydrants, crosswalks, school zones). This month saw an increase in the number of violations issued due to improved weather conditions and the resolution of several staff re-alignments.

Dog re-licencing continues at a steady pace and the initiation of canvassing patrols is expected to enhance the licence renewal rate.

Consolidated Revenue (Figure 1)

The following information represents an analysis of Parking Program Revenue for March 2017, in comparison to the previous month and the same month last year.

Monthly revenue from meter, permit and enforcement operations totalled \$152,079 and year to date revenue totalled \$425,227. This represents an increase of 33.6 per cent when compared to last month and a decrease of 20.8 per cent when compared to the same month last year.

Month over month revenue increased due to a rise in enforcement revenue and permit revenue remains on target despite monthly fluctuations. However, meter and enforcement revenue are down compared to last year due to extraordinary issues that negatively impacted Community Bylaws.

Meter Revenue

Monthly revenue from meter operations totalled \$49,926 and year to date revenue totalled 154,355. This represents a decrease of 2.5 per cent when compared to last month and a decrease of 29.8 per cent when compared to the same month last year.

Road work and building construction has led to ongoing traffic restrictions, which in turn has limited access to various permit and meter zones. Correspondingly, these closures have led to a decrease in pay-parking revenue.

Permit Revenue

Monthly revenue from permit operations totalled \$15,685 and year to date revenue totalled \$56,291. This represents an increase of 72.1 per cent when compared to last month and a decrease of 3 per cent when compared to the same month last year.

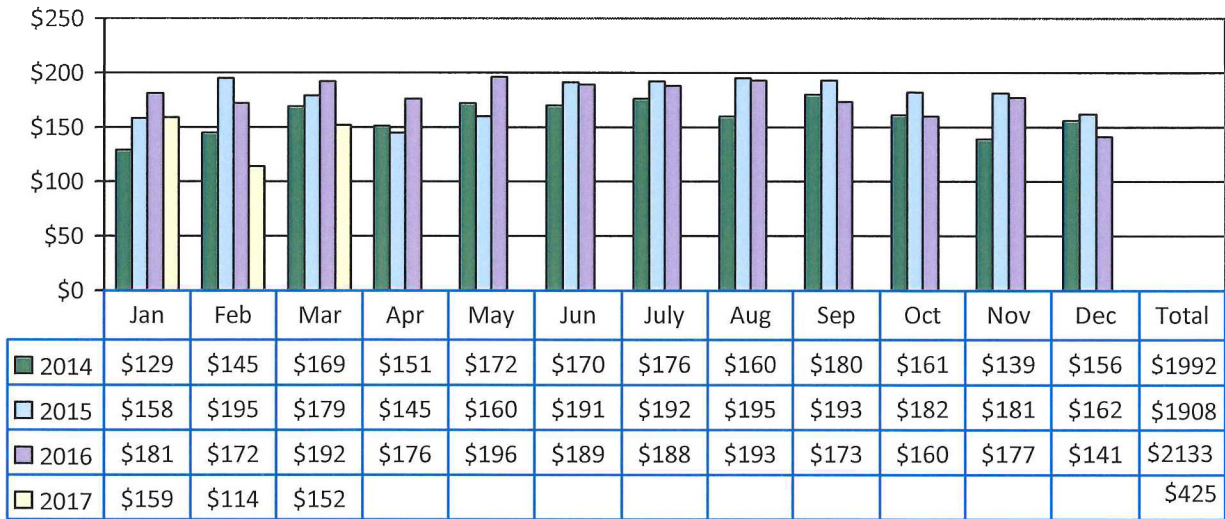
Monthly swings in permit revenue are not uncommon due to variations in customer payment cycles.

Enforcement Revenue

Monthly revenue from enforcement operations totalled \$86,468 and year to date revenue totalled \$214,581. This represents an increase of 61.6 per cent when compared to last month and a decrease of 17.5 per cent when compared to the same month last year.

Enforcement revenue decreased the previous month due to staff re-deployments. However, these resource issues have been addressed resulting in a subsequent rebound in enforcement revenue.

Figure 1: Consolidated Parking Program Revenue Comparison (000's)



Financial Impact

None.

Conclusion

Community Bylaw staff strive to maintain the quality of life and the safety of residents through coordinated efforts with other City departments and community partners. Staff remain committed to educating the public and promoting a culture of voluntary compliance.

Susan Lloyd
 Acting Manager, Bylaw Operations
 (604-247-4467)

SL:ct

Att. 1: Activity Summary - Property Use, Grease, Soils, Parking and Animal Control

1. Property Use Activity

A total of 417 new files were opened for the month of March 2017. This activity represents a decrease of 18 per cent compared to the number of files handled during the previous month and an increase of 68 per cent compared to the number of files handled during the same month last year.

At present 24 residences remain on the “Abandoned /Vacant Home Joint Operations” list, which staff continue to monitor.

Figure 1a: Property Use, Grease and Soils Service Demand Comparison

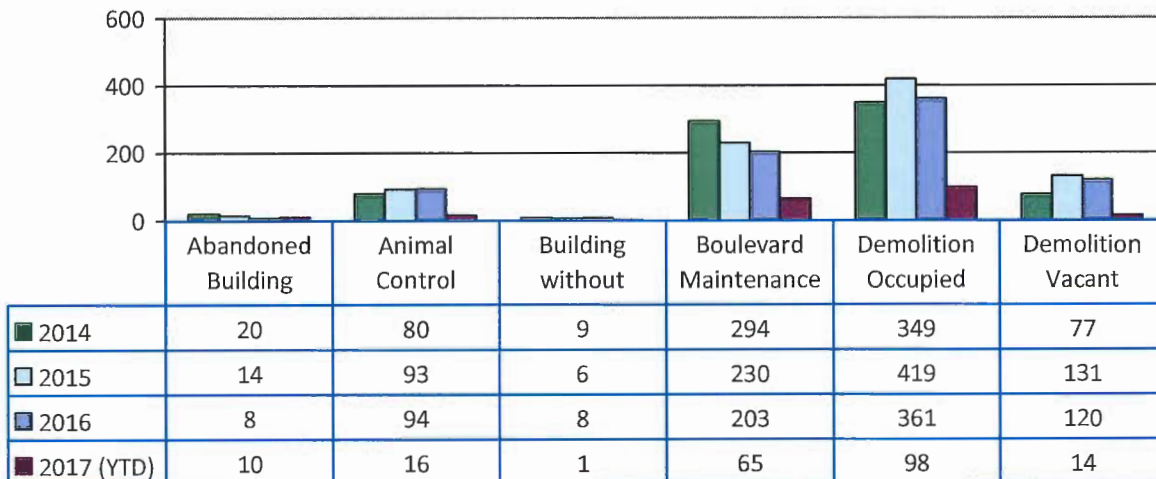


Figure 1b: Property Use, Grease and Soils Service Demand Comparison

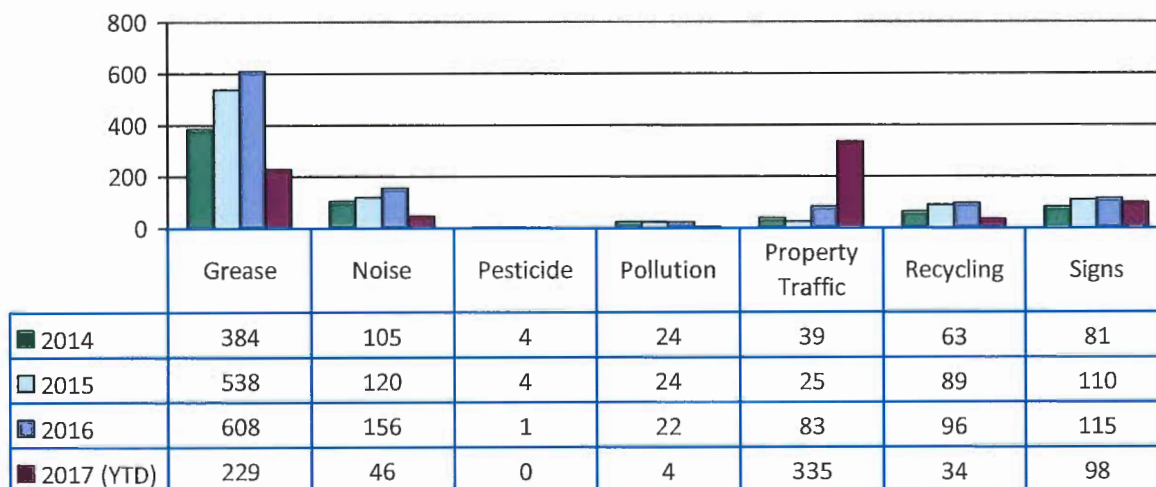
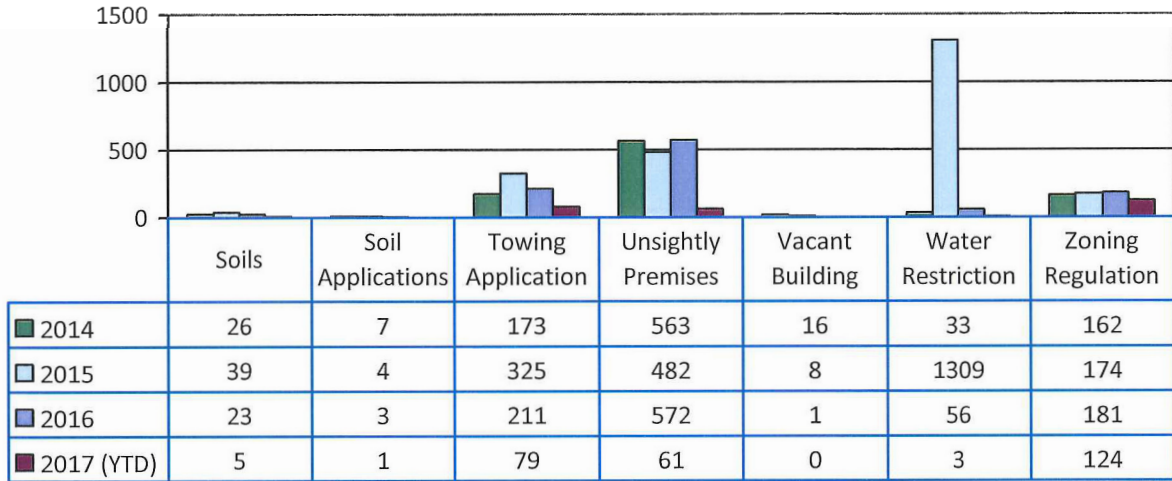


Figure 1c: Property Use, Grease and Soils Service Demand Comparison



2. Grease and Soils Activity

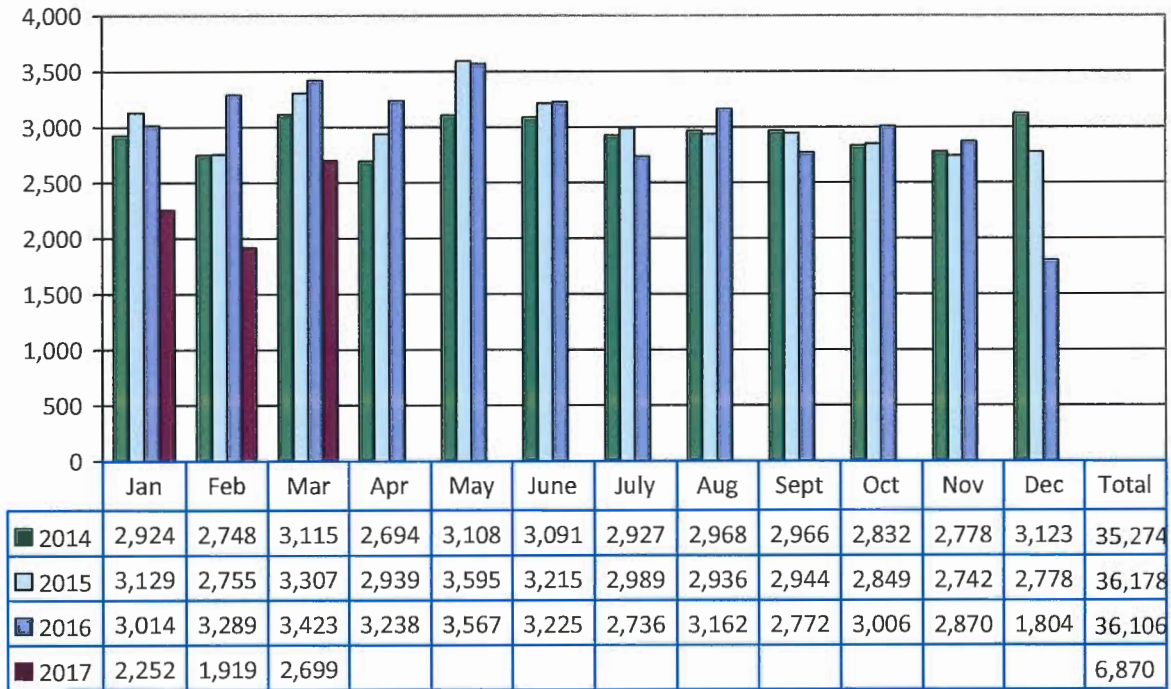
A total of 130 grease-trap inspections were conducted during the month of March 2017. This resulted in the issuance of six warnings and two fines for non-compliant activity.

A total of 35 soil files remain under active investigation including several “Non-Farm Use” soil applications and two stop-work-orders.

3. Parking Activity

A total of 2,699 violations were issued for parking offences during the month of March 2017. This activity represents an increase of 41 per cent compared to the number of violations issued during the previous month and a decrease of 21 per cent compared to the number of violations issued during the same month last year. Education, compliance and safety continue to be the focal point for officers.

Figure 2: Parking Violations Issuance Comparison



A total of 100 violations were cancelled during the month of March 2017. The following table provides a breakdown of common reasons for fine withdrawal pursuant to Council Grounds for Cancellation - Policy No. 1100.

Figure 3: Parking Violation Cancellation Comparison

Section 2.1 (a)	Identity issues	16
Section 2.1 (b)	Exception specified under this bylaw or other bylaw	8
Section 2.1 (c)	Poor likelihood of success at adjudication for the City	9
Section 2.1 (d)	Contravention necessary for the preservation of health and safety	0
Section 2.1 (e)	Multiple violations issued for one incident	6
Section 2.1 (f)	Not in the public interest	11
Section 2.1 (g)	Proven effort to comply	50
	TOTAL:	100

4. Adjudication Activity

An adjudication hearing was held on February 28, 2017. A total of five cases were heard resulting in three violations being upheld and two violations being dismissed.

The next adjudication hearing is scheduled for May 23, 2017.

5. Animal Control Activity

A total of 99 new dog licences were issued during the month of March 2017. This activity represents a decrease of 15 per cent compared to the number of new licences issued during the previous month and a decrease of 6 per cent compared to the number of new licences issued during the same month last year. The decrease can be attributed to an increase in licencing last year that resulted in a higher renewal rate for 2016.

Year to date approximately 6200 dog licences have been renewed and or purchased for 2017. A total of 7700 dogs are expected to be licenced by the end of the year.

Twenty-eight animal control violations were issued during the month representing an increase of 300% in enforcement activity over the previous month. This increase is the result of licence canvassing activity that was initiated during March. Note, animal control violations are typically associated with failure to produce a dog license, failure to leash a dog or failure to pick up dog excrement.

The following parks/dykes were patrolled during the month of March:

McDonald Beach
Steveston Community Park
No. 3 Road Waterfront Park
South foot of No. 3 Road along South Dyke Trail
Woodwards Slough
Shell Road / Horseshoe Slough Trail
McCallan Park
Garden City Park
South Arm Community Park
Britannia
Gary Point North
Gary Point South
Imperial Landing

Eight new dog-bite files were opened during March and remain under active investigation.