



# City of Richmond

## Report to Committee

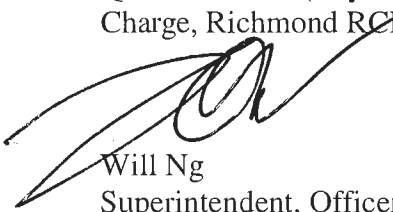
---

**To:** Community Safety Committee  
**From:** Will Ng, Superintendent  
Officer in Charge, Richmond RCMP Detachment  
**Date:** November 15, 2018  
**File:** 09-5000-01/2018-Vol  
01  
**Re:** 2018-2019 Richmond RCMP Detachment Annual Performance Plan Second  
Quarter Results (July 1 to September 30)




---

### Staff Recommendation

That the report titled "2018-2019 Richmond RCMP Detachment Annual Performance Plan Second Quarter Results (July 1 to September 30, 2018)", dated November 15, 2018 from the Officer in Charge, Richmond RCMP Detachment, be received for information.



Will Ng  
Superintendent, Officer in Charge  
(604-278-1212)

REPORT CONCURRENCE	
CONCURRENCE OF GENERAL MANAGER 	
REVIEWED BY STAFF REPORT / AGENDA REVIEW SUBCOMMITTEE	INITIALS: 
APPROVED BY CAO 	

## Staff Report

### Origin

On March 13, 2018, Richmond City Council adopted the priorities listed in the report “2018–2019 RCMP Richmond Detachment Annual Performance Plan – Community Priorities”, dated February 14, 2018.

The priorities selected were:

1. Property Crime
2. Organized Crime – Drug Offences
3. Vulnerable Persons Unit (Mental Health, High Risk Missing Persons, Domestic Violence)

This report supports Council’s 2014-2018 Term Goal #1 A Safe Community:

*Maintain emphasis on community safety to ensure Richmond continues to be a safe community.*

*1.1. Policy and service models that reflect Richmond-specific needs.*

*1.2. Program and service enhancements that improve community safety services in the City.*

*1.3. Improved perception of Richmond as a safe community.*

*1.4. Effective interagency relationships and partnerships.*

### Analysis

#### Community Priority 1: Property Crime

##### *Objective*

- i. A two per cent reduction in the total property crime rate, using 2017-2018 as the baseline year.<sup>1</sup> The target property crime rate is 34.00.

##### *Actions*

Richmond Detachment continues to maintain a strong focus on prolific and priority offenders. As part of the Detachment’s offender management strategy, targeted surveillance is conducted on known offenders in order to apprehend them while they are committing offences or breaching their probation/bail conditions. This quarter five prolific and priority offenders were arrested.

---

<sup>1</sup> Crime rate is calculated as crimes per 1,000. The property crime rate in 2017-2018 was 34.66.

The Prolific Offender Suppression Team (POST) collaborates with Crown Counsel, who accumulates charges and can propose more severe sentences. POST's zero-tolerance approach to prolific offenders has contributed to positive sentencing results, such as a 41-day prison sentence during this quarter.

In September, Richmond Detachment's Crime Reduction Units, General Duty members in plainclothes, as well as local Loss Prevention Officers collaborated for a loss prevention project.<sup>2</sup> Over a two day initiative police made 25 arrests that included: 20 shoplifting charges, charges related to bike theft and, a charge for mischief. Two outstanding warrants for individuals at large were also executed.

Volunteer engagement continues to be an integral component of Richmond's crime reduction strategy. This quarter, there were 35 volunteer bike deployments and 141 volunteer foot/van deployments, resulting in 1,278 volunteer patrol hours for suspicious activities. In a joint partnership with ICBC, volunteers deployed to distribute Lock Out Auto Crime prevention notices that resulted in a total of 12,513 notices issued.

### *Results*

The following table outlines the total property crime files for 2017-2018 and 2018-2019:

<b>Quarter</b>	<b>Date Range</b>	<b>Total Property Crime Files 2017-2018</b>	<b>Total Property Crime Files 2018-2019</b>	<b>Projected Yearly Property Crime Rate</b>
<b>1</b>	<b>Apr. 1 – Jun. 30</b>	<b>1,868</b>	<b>1,846</b>	<b>33.29</b>
<b>2</b>	<b>Jul. 1 – Sept. 30</b>	<b>1,766</b>	<b>1,903</b>	<b>33.80</b>
<b>3</b>	<b>Oct. 1 – Dec. 31</b>	<b>1,982</b>		
<b>4</b>	<b>Jan. 1 – Mar.31</b>	<b>1,993</b>		
<b>Total</b>		<b>7,609</b>	<b>3,749</b>	

Source: PRIME Statistics July 10, 2018

There were 1,903 property crime files in the second quarter of the 2018-2019 fiscal year. This represents an eight per cent increase from the same quarter of the previous fiscal year. The property crime rate is currently projected at 33.80, indicating that this objective is on track to meet the target identified.

### Community Priority 2: Organized Crime – Drug Offences

#### *Objectives*

- i. A two per cent increase in charges laid for all CDSA offences, using 2017-2018 as the baseline year. The target number of drug charges for the current fiscal year is 105.

<sup>2</sup> Crime Reduction Units include Prolific Offender Suppression Team and Property Crime Unit

### *Actions*

Richmond Detachment continues to actively support and promote the Drug Abuse Resistance Education program (DARE) in Richmond schools. This quarter, the first classes of the 2018-2019 school year commenced. A total of 496 students in 19 classes across 13 schools will be participating in the program.

In partnership with the Richmond School District, this quarter Richmond Detachment launched the “Adopt-a-School” program for the 2018-2019 school year. Through regular visits, police officers engage in formal and informal interactions with youth, helping to build positive relationships. This initiative highlights Richmond Detachment’s commitment to youth mentorships. These interactions help promote crime prevention while also aligning police awareness of public safety issues affecting youth in the community.

This quarter proactive gang unit patrols resulted in 91 business checks. The locations checked include restaurants, bars, licensed body rub studios, internet gaming locations, karaoke bars and the casino. These patrols led to street checks of gang affiliated persons, the disruption of two illegal drinking/gaming locations on commercial properties and the discovery of unlicensed workers at licensed body rub studios.

After receiving information that drug traffickers have been targeting a segment of vulnerable persons in the community, the Organized Crime Unit (OCU) began a targeted enforcement initiative which resulted in the arrest of a gang-affiliated drug trafficker. Currently, the OCU is in Richmond investigating drug trafficking groups known to be distributing Fentanyl.

On August 24, 2018, Richmond RCMP assisted Richmond Fire Rescue with the discovery of a suspected synthetic drug lab on Kingfisher Drive. Partner agencies, including the RCMP Clandestine Laboratory Enforcement and Response Team and the BC Ambulance Service, assisted in order to ensure public and police safety. Richmond Detachment’s OCU is actively investigating suspects.

### *Results*

The following table outlines the total drug offences for 2016-2017 and 2017-2018:

<b>Quarter</b>	<b>Date Range</b>	<b>Total Drug Offences 2017-2018</b>	<b>Total Drug Offences 2018-2019</b>	<b>Year to Date Drug Charges 2018-2019</b>
<b>1</b>	<b>Apr. 1 – Jun. 30</b>	<b>218</b>	<b>195</b>	<b>18</b>
<b>2</b>	<b>Jul. 1 – Sept. 30</b>	<b>168</b>	<b>175</b>	<b>15</b>
<b>3</b>	<b>Oct. 1 – Dec. 31</b>	<b>148</b>		
<b>4</b>	<b>Jan. 1 – Mar. 31</b>	<b>134</b>		
<b>Total</b>		<b>668</b>	<b>370</b>	<b>33</b>

Source: PRIME Statistics July 10, 2018

There was a four per cent increase this quarter in the number of reported drug offences compared to the same period last fiscal year. Drug investigations during this period led to 15 charges.

Drug trafficking investigations are conducted by specialized units and can take several months to lead to an arrest. For this reason, the number of drug charges can vary significantly from quarter to quarter. Current data analysis indicates that Richmond's target of 105 drug charges will be difficult to achieve. It appears that the current reduction in the number of charges may have been impacted by the Federal government's announcement to legalize cannabis on October 17, 2018. Further examination in the next quarter may provide insight into factors influencing this initiative.

Community Priority 3: Vulnerable Persons Unit (Mental Health, High Risk Missing Persons, Domestic Violence)

*Objective*

- i. A 10 per cent reduction in mental health-related calls for service generated by high volume clients. The target is to remain below 246 calls for service.<sup>3</sup>

*Actions*

This quarter significant progress was made with the creation of the Richmond Mental Health Crisis Team. This shared initiative with Vancouver Coastal Health will facilitate a joint response to police calls in Richmond where mental health is a concern. The team will be comprised of a mental health nurse and an RCMP officer. The deployment model is currently being reviewed.

Richmond Detachment's Vulnerable Persons Unit (VPU) continues to be actively involved in the Assertive Community Treatment team (ACT).<sup>4</sup> Since expanding to include Richmond in its service area, ACT has been able to offer a true "wraparound" service delivery model to assist clients with complex social needs that require specialized ongoing support in the community.

The VPU has also conducted weekly Homeless Outreach with staff from the Ministry of Social Services and Poverty Reduction. A plainclothes police officer engages with vulnerable clients and offers referrals to different programs and support services in the community.

Police officers from the Youth Section and VPU attended a meeting during this quarter regarding "Foundry", which is a province-wide network of integrated health and social service centres offering mental health and wellness resources, services and support for young people between the ages of 12 to 24.<sup>5</sup> There are currently seven "Foundry" locations in BC and during this meeting it was announced that an additional location is planned in Richmond.<sup>6</sup>

---

<sup>3</sup> High volume clients have been determined to be the top one per cent of individuals generating mental health-related calls for service. Last fiscal year 14 high volume clients generated 273 mental health-related calls for service.

<sup>4</sup> Operated through Vancouver Coastal Health.

<sup>5</sup> <https://foundrybc.ca/>

<sup>6</sup> The location and timeline have yet to be announced.

## Results

The following table outlines the total mental health-related calls for service for 2017-2018 and 2018-2019:

Table 3: Mental Health-Related Calls for Service

Quarter	Date Range	Mental Health Related Calls 2017-2018	Mental Health Related Calls 2018-2019	Calls from High Volume Clients <sup>7</sup> 2018-2019
1	Apr. 1 – Jun. 30	370	403	72
2	Jul. 1 – Sept. 30	356	416	138
3	Oct. 1 – Dec. 31	360		
4	Jan. 1 – Mar. 31	329		
<b>Total</b>		<b>1,415</b>	<b>819</b>	

Source: PRIME Statistics October 16, 2018

There were 416 mental health-related calls for service this quarter, which represents a 17 per cent increase when compared to the same quarter last fiscal year. High volume clients accounted for 138 of the 819 mental health files (17 per cent) in the first half of the 2018-2019 fiscal year.


Mental health-related files continue to trend upwards indicating the magnitude of the difficulties that affect Richmond Detachment's capacity to meet the identified target.

## Financial Impact

None.

## Conclusion

Richmond Detachment has implemented various initiatives to support the community priorities and objectives established in the 2018-2019 Annual Performance Plan. The Detachment is committed to achieving the identified targets and continues to support the City of Richmond's public safety strategy using evidence-led approaches to target criminality, offender management and crime prevention.



Edward Warzel  
Manager, RCMP Administration  
(604-207-4767)

EW: mf

<sup>7</sup> Year to date totals have been presented in order to more accurately capture the proportion of high volume clients.