



City of Richmond

Report to Committee

To: Community Safety Committee **Date:** August 14, 2017
From: Will Ng, Superintendent **File:** 09-5000-01/2017-Vol 01
 Officer in Charge, Richmond RCMP Detachment
Re: **RCMP Monthly Activity Report – July 2017**

Staff Recommendation

That the report titled “RCMP’s Monthly Activity Report – July 2017,” dated August 14, 2017, from the Officer In Charge, Richmond RCMP, be received for information.

Will Ng, Superintendent
Officer in Charge, Richmond RCMP Detachment
(604-278-1212)

Att. 5

REPORT CONCURRENCE	
CONCURRENCE OF GENERAL MANAGER	
REVIEWED BY STAFF REPORT / AGENDA REVIEW SUBCOMMITTEE	INITIALS: CT
APPROVED BY CAO	

Staff Report

Origin

At the request of the Community Safety Committee, the Officer in Charge will keep Council informed on matters pertaining to policing in the Richmond community. This monthly activity report for the RCMP provides information on each of the following areas:

1. Activities and Noteworthy Files
2. Analysis of Crime Statistics
3. Annual Performance Plan
4. Auxiliary Constables
5. Block Watch
6. Community Police Stations and Programs
7. Crime Prevention Unit
8. Road Safety Unit
9. Victim Services
10. Youth Section

This report supports Council's 2014-2018 Term Goal #1 A Safe Community:

Maintain emphasis on community safety to ensure Richmond continues to be a safe community.

Analysis

Activities and Noteworthy Files

BC Wildfires

Due to the volatile and active forest fires in both the North and Southeast areas of BC, the province declared a State of Emergency on Friday, July 7, 2017. A state of emergency allows the province to coordinate a response should the situation worsen. Multiple evacuation orders, alerts and traffic closures have occurred within North and Southeast BC.

Richmond has deployed close to 60 members in support of the safe evacuation of residents and protection of property as a result of the wild fires. The professionalism and support that has been demonstrated by RCMP regular members, auxiliary constables and municipal staff to assist in the planning and logistics required to sustain a deployment of this magnitude has been excellent.

Shots Fired

On July 5, 2017, Richmond RCMP officers received a complaint of shots fired in the 4000 block of Boundary Road. Upon attendance investigators determined that an altercation occurred which led to the discharge of a firearm. A male, a Richmond resident, was treated for non-life threatening injuries. The incident is currently under investigation.

Rescue

On July 6, 2017, a Richmond RCMP officer responded to the 8500 block of Cook Road to safely rescue 14 ducklings that were trapped in a drain pipe. The constable was able to rescue the ducklings and re-unite them with their mother.

Stolen Vehicle

On July 6, 2017, Richmond RCMP officers received a complaint of suspicious activity in the Hamilton area. A resident noticed two suspicious males wearing gloves and using a spray bottle to frantically clean a car. Officers arrived and arrested two males before they were able to leave the neighborhood. The vehicle was stolen from Surrey, BC. Charges are pending and the investigation continues.

Analysis of Crime Statistics

Arson

In July 2017, there were four incidents of arson, which is no change from June 2017 and a 100 per cent increase from July 2016. Arson at this time is within the five-year statistical average range.

Assault Serious (Assault with a Weapon)

There were 19 assault serious events, which is a 35 per cent increase from June 2017 and a 216 per cent increase from July 2016. Assault serious is above the five-year statistical average range. A review of the data indicates that nine of the 19 incidents were domestic assaults and three of the nine were related to mental health. No significant patterns of interest were noted.

Auto Theft

There were 34 auto theft incidents, which is a 61 per cent increase from June 2017 and a three per cent increase from July 2016. Auto theft is above the five-year statistical average range.

Drugs

There were 49 drug incidents, which is a decrease of 26 per cent from June 2017 and a 36 per cent decrease from July 2016. Drug incidents are below the five-year statistical average range¹.

Residential Break and Enter

There were 24 break and enters, which is a 47 per cent decrease from June 2017 and a 40 per cent decrease from July 2016. Residential break and enters are below the five-year statistical average range.

¹ Even though July 2017 shows a decrease, drug incidents are still on pace to meet the five per cent increase benchmark as noted in the Annual Performance Plan.

Sexual Assault

There were seven sexual assault offences, which resulted in a 36 per cent decrease from June 2017 and a 12.5 percent decrease from July 2016. Sexual offences are within the five-year statistical average range.

Shoplifting

There were 38 shoplifting thefts, which is a 25 per cent decrease from June 2017 and a 38 per cent decrease from July 2016. Shoplifting is below the five-year statistical average range.

Theft from Auto

There were 138 thefts from auto incidents, which is an eight per cent increase from June 2017 and a 40 per cent decrease from July 2016. Theft from auto is within the five-year statistical average range.

Violent Crime

There were 105 violent crime incidents, which is a 25 per cent decrease from June 2017 and a one per cent increase from July 2016. Violent crime is within the five-year statistical average range.

Annual Performance Plan

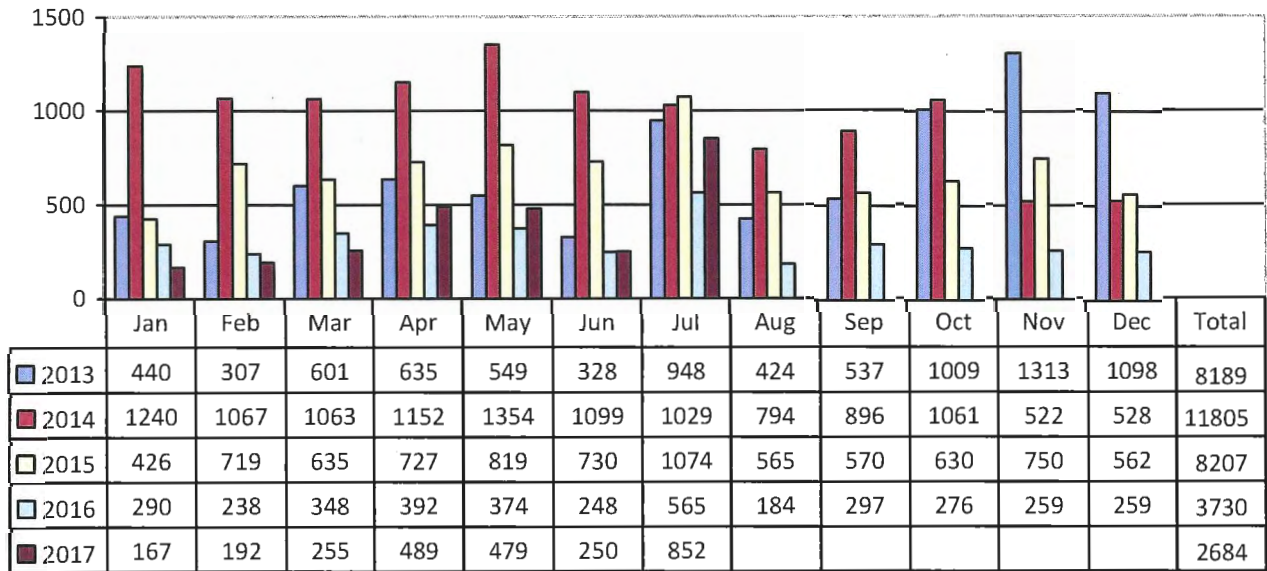
The Annual Performance Plan delivers planning and performance management to Richmond Detachment and ensures policing initiatives are aligned with the City of Richmond and RCMP strategic priorities. The Annual Performance Plan provides the Detachment Commander a systematic plan to evaluate and manage police resources and operations. It also provides a valuable consultation and reporting mechanism for the City of Richmond, the Commanding Officer of RCMP "E" Division and Detachment staff. (See Attachment 5: Annual Performance Plan 2017-2018 Quarter 1).

Auxiliary Constables

In July 2017, the Richmond RCMP Detachment (the Detachment) had a total complement of 37 auxiliary constables, who provided 852 volunteer hours. There was a 240 per cent increase of hours from June 2017 and a 50 per cent increase from July 2016. The significant increase was a result of Canada Day duties and wildfire response efforts.

Figure 1 compares the monthly hours of service provided by month from 2013 to 2017.

Figure 1: Auxiliary Constable Volunteer Hours



Auxiliary Constable Activities

Auxiliary Constables attend events in the community to promote a positive police presence, support regular RCMP members and provide traffic and crowd control. During the month of July auxiliary constables participated in:

- Block Watch
- Canada Day Weekend
- Camp Courage
- Celebration of Lights
- Counterattack Roadblocks
- Crime Watch
- Dolphin Cup
- Nations Cup
- Thompson Picnic
- Mental Health Initiative
- Night Market
- Pop-Up Detachment
- School Sports
- Wildfire Response

Block Watch

At the end of July 2017, the Block Watch program had 441 groups totaling 10,085 participants. Currently, the program includes 581 captains, which is a decrease of one captain and an increase of 19 participants. There was no change in the number of groups.

Community Police Station Programs

Community police stations continue to enhance the Detachment's policing service by providing an array of crime prevention resources and community safety initiatives. City staff and volunteers pursued safety initiatives to enhance crime prevention program awareness, community engagement, police accessibility and to reduce anxiety and fear levels related to crime. The demographics of the programs vary from month to month reflective of weather conditions, seasonal initiatives, events and the availability of the volunteers.

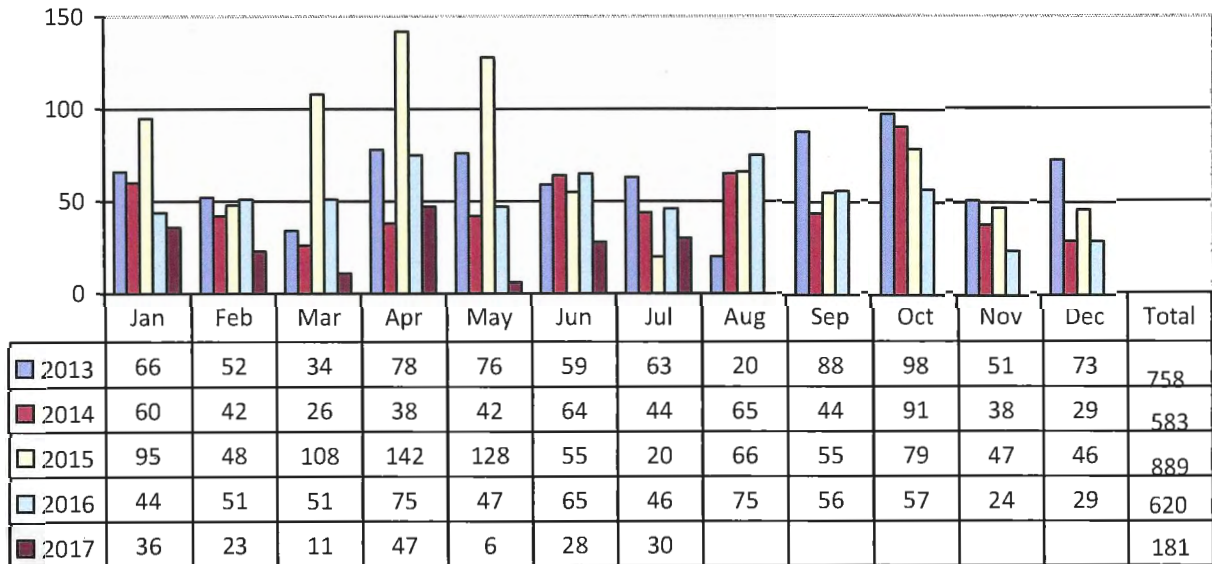
During the month of July volunteer highlights included:

- The deployment of 18 foot/van patrols totalling 115 hours and 16 bike patrols totalling 121.5 hours;
- 23 Fail to Stop deployments which resulted in 754 warning letters;
- Speed Watch on 3,329 vehicles at various locations;
- Lock Out Auto Crime on 9,697 vehicles at various locations;
- July 1, 2017, volunteers drove a shuttle bus provided by the City of Richmond for the deployment of RCMP members during the day, donned the safety bear costume for the parade and participated in foot patrols;
- July 5, 2017, volunteers assisted Youth Section members and Richmond Fire Rescue at Camp Courage held at the Cambie Community Centre;
- July 12, 2017, Crime Watch volunteers participated in a Counter Attack with Traffic members and resulted in 1,463 vehicle checks;
- July 16, 2017, Project 529 was held at a Block Watch meeting which resulted in 40 registered bikes;
- July 20, 2017, a Pop Up Detachment was deployed under the Skytrain station platform which resulted in 120 interactions with the public, 1,434 vehicle checks and 656 Lock Out Auto Crime notices distributed;
- July 20, 2017, Crime Watch volunteers participated in a Counter Attack with Traffic members resulting in 1,491 vehicle checks;
- July 26, 2017, a No. 3 Road deployment assisted Crime Prevention members and Transit Police resulting in 133 interactions with the public, 2,252 vehicle checks and 265 Lock Out Auto Crime notices distributed; and
- July 30, 2017, 10 volunteers participated in the Bodhi Meditation Family event.

Distracted Drivers

Figure 2 provides a comparison by year of the number of letters sent to registered owners.

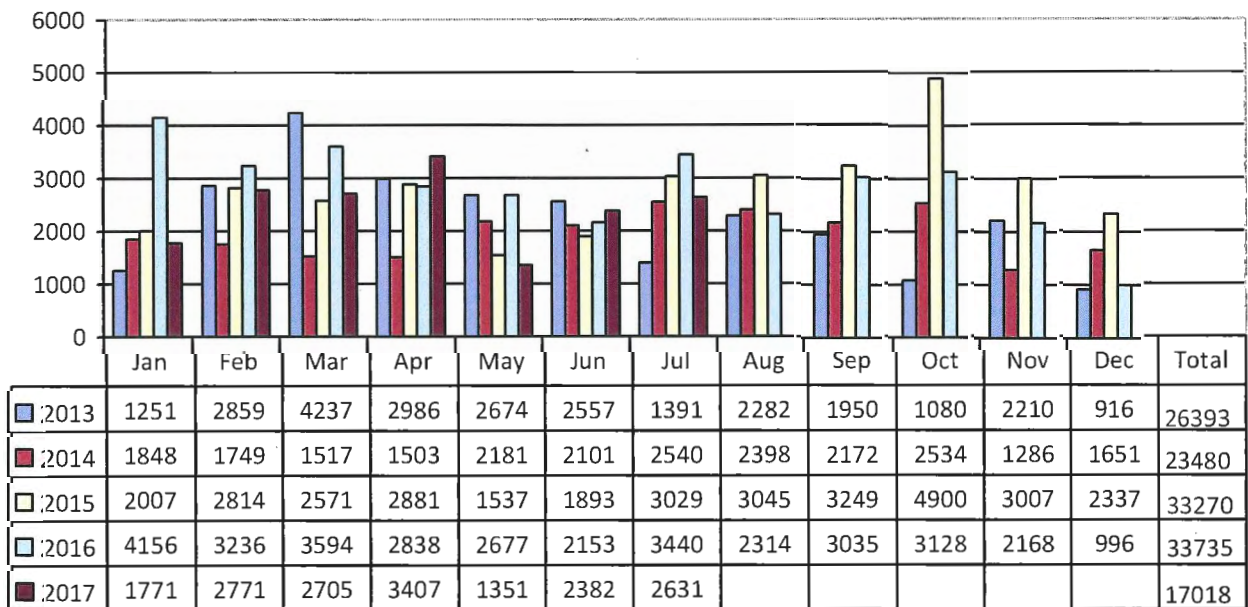
Figure 2: Distracted Drivers Letters Sent



Lock-Out Auto Crime

Figure 3 provides a comparison by year of the number of vehicles notices issued.

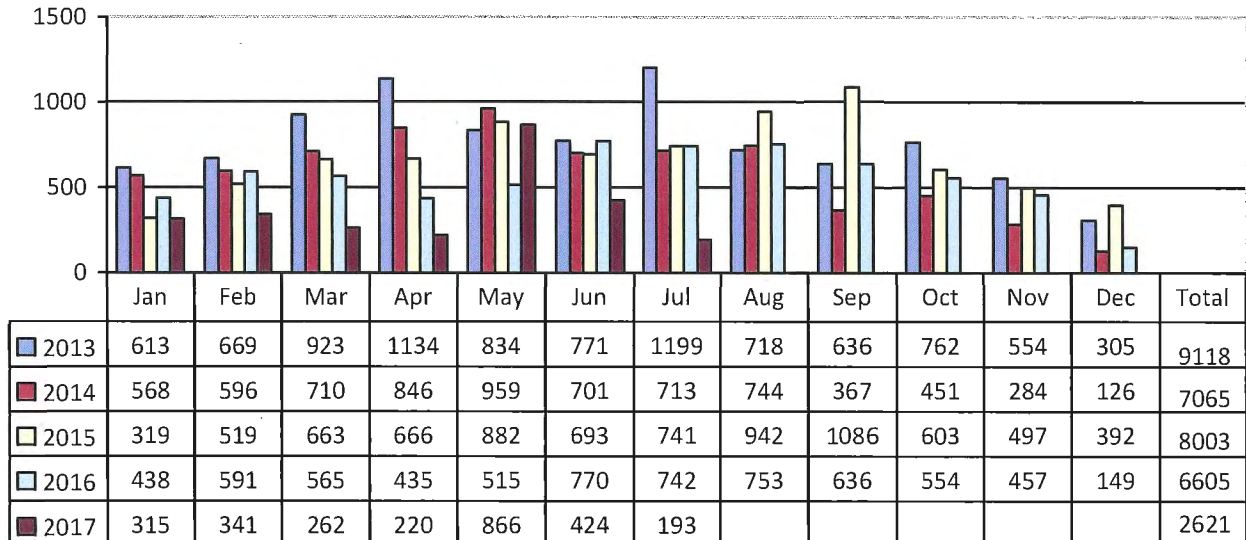
Figure 3: Lock Out Auto Crime Vehicles Issued a Notice



Speed Watch

Figure 4 provides a comparison by year of the number of letters sent to registered owners.

Figure 4: Speed Watch Letters Sent



Crime Prevention Unit

Crime Prevention reduces crime and enhances community engagement through public awareness and dialogue initiatives. During the month of June, the Crime Prevention unit participated in the following events/activities:

- Canada Day Event
- Canada Post Pilot Project
- Crime Prevention Video Series Project
- Mail Theft and Theft From Vehicle Outreach
- Mail Theft prevention assessment
- Pop Up Detachment
- Property Crime Prevention Blitz
- Volunteer deployments to hotspot areas
- Youth Academy Event

Road Safety Unit

The Road Safety Unit makes Richmond’s roads safer through evidence-based traffic enforcement, investigation of serious vehicle collisions and public education programs. The statistics below compare July 2017 data to both May 2017 and June 2017.

The Moving Violations category refers to violations such as unsafe lane change and unsafe passing. The Vehicle category refers to motor vehicle regulation defects such as no insurance and no lights. The Other category refers to other motor vehicle infractions such as miscellaneous charges including fail to remain at the scene of accident and failing to stop for police.

Violation Tickets were issued for the following infractions:

Infraction	May 2017	June 2017	July 2017
Distracted Driving	108	143	143
Driver License	121	122	158
Impaired	32	45	36
Intersection offences	67	69	89
Moving Violations	107	108	88
Speeding	156	144	175
Seatbelts	7	18	34
Vehicle Related	20	36	45
Other	48	11	55
Total	666	696	823

Notice and Orders issued for the following infractions:

Infraction	May 2017	June 2017	July 2017
Distracted Driving	10	27	34
Driver License	34	32	57
Intersection	32	42	48
Moving Violations	54	47	41
Speeding	67	40	48
Seatbelts	1	1	5
Vehicle Related	68	59	79
Other	0	0	0
Total	266	248	312

Parking Tickets:

Name	Act	Example	May 2017	June 2017	July 2017
Parking	Municipal Bylaw	Municipal parking offences	36	14	39

Victim Services

In July 2017 Richmond RCMP Victim Services provided on-going support to 77 clients and attended 12 crime/trauma scenes. The unit currently maintains an active caseload of 149 on-going files.

Youth Section

The Detachment's Youth Section focuses on strategies that contribute to safe and healthy behaviours essential to the development of productive and civic-minded adults. During the month of July Youth Section members highlights included:


- Camp Courage
- Canada Day Event
- Canada 150 Event: India Cultural Centre of Canada
- Community Events: City Centre's Outdoor Movie Night/Nations Cup/Dolphin Cup/Thompson Picnic
- General Duty Deployments
- Hamilton Patrols
- Traffic Unit Deployments
- Wildfire Deployments

Financial Impact

None.

Conclusion

The Officer in Charge, Richmond Detachment continues to ensure Richmond remains a safe and desirable community.



Edward Warzel
Manager, RCMP Administration
(604-207-4767)

EW:jl

- Att. 1: Community Policing Programs Definition
2: Crime Statistics
3: Crime Maps
4: July 2017 sample of police occurrences in Richmond
5: Annual Performance Plan 2017-2018 Quarter 1

Auxiliary Constables

- The primary mandate of Richmond's Auxiliary Constables is to support community policing activities related to public safety and crime prevention.
- For more information, visit www.richmond.ca/safety/police/prevention/auxiliary.htm

Block Watch

- Community-based crime prevention program aimed at helping neighbors organize themselves to prevent crime.
- Residents can receive email alerts of neighbourhood residential break and enters by registering their email addresses at: blockwatch@richmond.ca
- For more information, visit www.richmond.ca/safety/police/prevention/blockwatch.htm

Difference Maker Project

- The Difference Maker Project is an off-shoot of the School Sports Programs. Elementary school students are mentored by teachers, police officers and community ambassadors. This activity aims to encourage social and civic responsibility amongst elementary and secondary school aged youth through community projects.

Distracted Driving Program

- Trained volunteers monitor intersections and observe distracted drivers.
- A letter is sent to the registered owner of the offending vehicle with information on the safety risks associated to the observed behaviour and applicable fine amounts.
- For more information, visit www.richmond.ca/safety/police/prevention/programs.htm

Fail to Stop

- Trained volunteers monitor areas that have been referred to the program by local businesses or residents where drivers are not making a full stop at the stop sign, or running a red light.
- An information letter is sent to the registered owner of the vehicle advising them the date, time and location and applicable fine amounts if the driver received a violation ticket.

Lock Out Auto Crime

- Co-sponsored by the Insurance Corporation of BC (ICBC), volunteers patrol city streets and parking lots looking for automobile security vulnerabilities.
- Notices supplied by ICBC are issued to every vehicle inspected indicating to the owner what issues need to be addressed in order to keep the vehicle and contents secure.
- For more information, visit
- www.richmond.ca/safety/police/personal/vehicle.htm

Project 529

- This program allows riders to easily and securely register their bikes. This up-to-date database of bikes alerts its registrants if a fellow 529 bike is stolen.
- Project 529 is a unique, multi-national registry that holds a database of all registered and stolen bikes.

Speed Watch

- Co-sponsored by ICBC, promotes safe driving habits by alerting drivers of their speed.
- Trained volunteers are equipped with radar and a speed watch reader board that gives drivers instant feedback regarding their speed.
- Volunteers record the license plate number and the speed, and a letter is sent to the registered owner of the offending vehicle. The letter includes the date, time and location and applicable fine amounts if the driver received a violation ticket.

Stolen Auto Recovery

- Co-sponsored by ICBC, trained volunteers equipped with portable computers identify stolen vehicles.
- These volunteers recover hundreds of stolen vehicles each year throughout the Lower Mainland.

Volunteer Bike and Foot Patrol Program

- Trained volunteers patrol Richmond neighbourhoods reporting suspicious activities and providing a visible deterrent to crime and public order issues.

JULY 2017 STATISTICS

RICHMOND RCMP

This chart identifies the monthly totals for founded Criminal Code incidents, excluding traffic-related Criminal Code incidents. Based on Uniform Crime Reporting (UCR) scoring, there are three categories: (1) Violent Crime, (2) Property Crime, and (3) Other Criminal Code. Within each category, particular offence types are highlighted in this chart. In addition, monthly totals for Controlled Drugs and Substances Act (CDSA) incidents and MHA-related calls for service are included. Individual UCR codes are indicated below the specific crime type. For 2017, some inclusion criteria have been modified to improve accuracy and accommodate RCMP scoring regulations. For more information, contact Richmond Crime Analysts.

The Average Range data is based on activity in a single month over the past 5 years. If the current monthly total for an offence is above the expected average range (using a standard deviation), it will be noted in **red**, while below expected numbers will be noted in **blue**.

Year-to-Date percentage increases of more than 10% are marked in **red**, while decreases of more than 10% are **blue**.

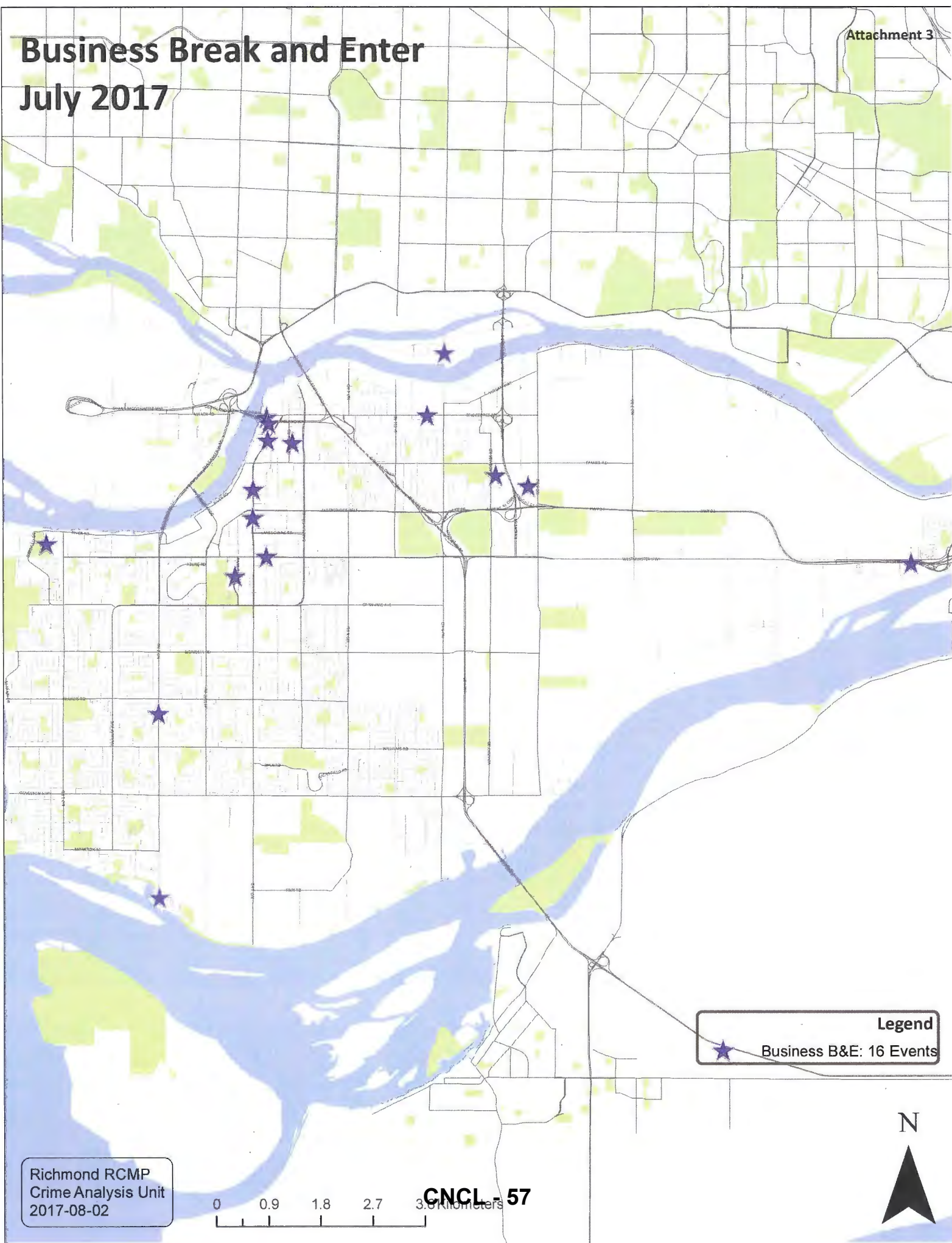
	Month	5-Yr Avg	5-Yr Range	Year to Date Totals			
	July-17	July		2016	2017	% Change	# Change
VIOLENT CRIME (UCR 1000-Series Offences)	105	106.2	105-108	844	793	-6%	-51
Robbery <small>UCR 1610 (1-3)</small>	2	4.8	2-8	57	31	-46%	-26
Assault Common <small>UCR 1430</small>	40	42.8	38-48	286	276	-3%	-10
Assault Serious <small>UCR 1410, 1420</small>	19	9.8	7-13	76	87	14%	11
Sexual Offences <small>UCR 1345, 1330, 1358, 1310</small>	7	5.6	4-7	52	40	-23%	-12
PROPERTY CRIME (UCR 2000-Series Offences)	550	655.8	599-713	4953	4538	-8%	-415
Business B&E <small>UCR 2120-1</small>	16	32.4	22-42	195	241	24%	46
Residential B&E <small>UCR 2120-2</small>	24	55.0	43-67	359	379	6%	20
Auto Theft <small>UCR 2135 (1-10), 2178</small>	34	24.2	15-33	214	187	-13%	-27
Theft from Auto <small>UCR 2132, 2142</small>	138	163.6	118-209	1583	1212	-23%	-371
Theft <small>UCR 2130, 2140</small>	68	127.2	114-140	720	668	-7%	-52
Shoplifting <small>UCR 2133, 2143</small>	38	62.6	54-71	499	354	-29%	-145
Fraud <small>UCR 2160 (all), 2165, 2166</small>	64	59.4	45-74	493	540	10%	47
OTHER CRIMINAL CODE (UCR 3000-Series Offences)	226	203.4	189-218	1326	1202	-9%	-124
Arson <small>UCR 1825, 2110</small>	4	5.2	3-8	37	25	-32%	-12
SUBTOTAL CC OFFENCES (UCR 1000 to 3000 Series)	881	965.4	907-1023	7123	6533	-8%	-590
DRUGS (UCR 4000-Series Offences)	49	64.8	55-75	498	428	-14%	-70
MHA RELATED CALLS (MHA files or Mental Health flag)	98	111.8	102-122	797	834	5%	37

Prepared by Richmond RCMP Crime Analysts.

Data collected from PRIME on 2017-08-02. Published 2017-08-02.

This data is operational and subject to change. This document is not to be copied, reproduced, used in whole or part or disseminated to any other person or agency without the consent of the originator(s).

Business Break and Enter July 2017



Richmond RCMP
Crime Analysis Unit
2017-08-02

0 0.9 1.8 2.7 3.6 Kilometers

CNCL - 57

Legend
★ Business B&E: 16 Events



Residential Break and Enter July 2017



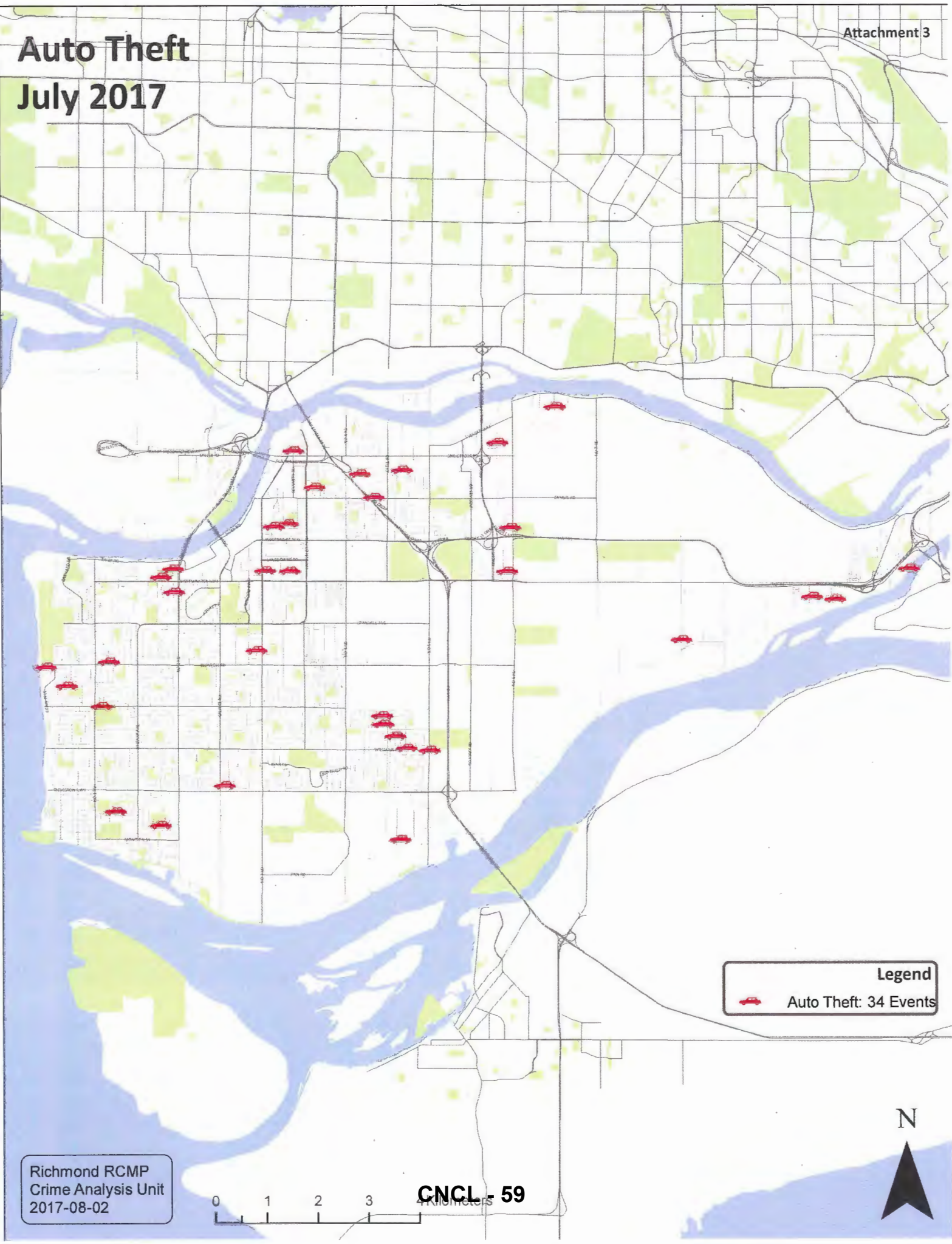
Richmond RCMP
Crime Analysis Unit
2017-08-02

0 0.5 1 1.5 2 Kilometers
CNCL - 58

Legend
Residential B&E: 24 Events



Auto Theft July 2017



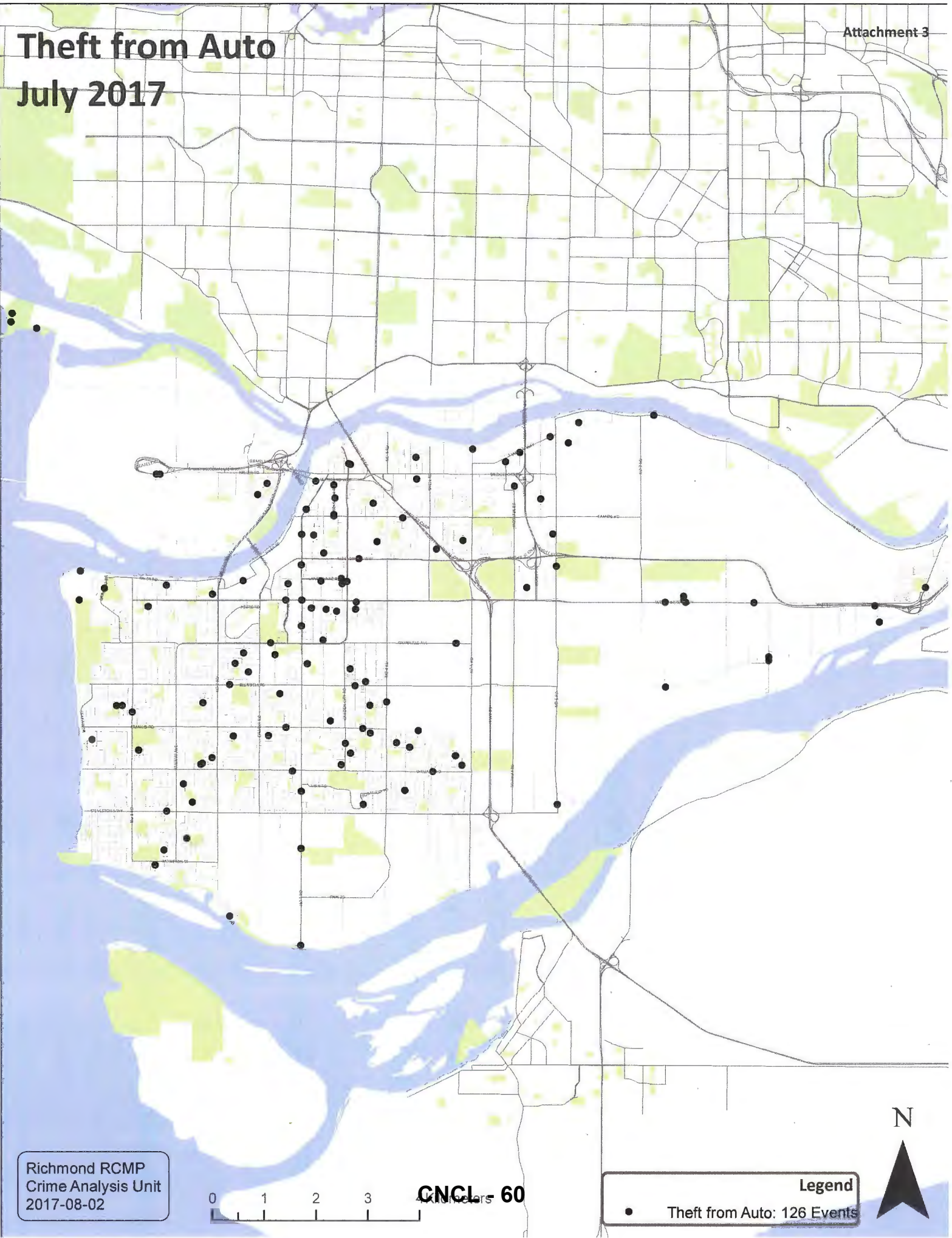
Legend
Auto Theft: 34 Events

Richmond RCMP
Crime Analysis Unit
2017-08-02

0 1 2 3 **CNCL - 59**
Kilometers



Theft from Auto July 2017



Richmond RCMP
 Crime Analysis Unit
 2017-08-02




CNCL - 60

Legend

- Theft from Auto: 126 Events



July 2017

Sunday	Monday	Tuesday	Wednesday	Thursday	Friday	Saturday
 <p>Legend 911 FALSE 911 false/abandoned ASSAULT assaults AUTO THFT auto theft B&E BUS Break and Enter - Business B&E OTH Break and Enter - Other B&E RES Break and Enter - Residential DISTURB Cause Disturbance MHA Mental Health Act BYLAW Municipal Bylaw THEFT Other Theft U/5000 TFA Theft from Vehicle WEAPONS Weapons Offences GO Total General Occurrence</p>						<p>1</p> <p>911 FALSE 2 ASSAULT AUTO THFT 1 B&E BUS B&E OTH B&E RES DISTURB 12 MHA 5 BYLAW 5 THEFT 5 TFA 2 WEAPONS TOTAL GO 136</p>
<p>2</p> <p>911 FALSE 4 ASSAULT 2 AUTO THFT 3 B&E BUS B&E OTH B&E RES 1 DISTURB 6 MHA 4 BYLAW 6 THEFT 1 TFA WEAPONS 3 TOTAL GO 109</p>	<p>3</p> <p>911 FALSE 7 ASSAULT 3 AUTO THFT 2 B&E BUS 1 B&E OTH B&E RES 1 DISTURB 5 MHA 4 BYLAW 2 THEFT 4 TFA 3 WEAPONS TOTAL GO 114</p>	<p>4</p> <p>911 FALSE 5 ASSAULT 3 AUTO THFT 1 B&E BUS 1 B&E OTH 2 B&E RES DISTURB 7 MHA BYLAW 3 THEFT 3 TFA 5 WEAPONS TOTAL GO 138</p>	<p>5</p> <p>911 FALSE 3 ASSAULT 3 AUTO THFT 1 B&E BUS 1 B&E OTH B&E RES DISTURB 6 MHA 2 BYLAW 4 THEFT 3 TFA 7 WEAPONS 1 TOTAL GO 120</p>	<p>6</p> <p>911 FALSE 3 ASSAULT AUTO THFT 3 B&E BUS B&E OTH 1 B&E RES 2 DISTURB 7 MHA 4 BYLAW 7 THEFT TFA 10 WEAPONS 1 TOTAL GO 113</p>	<p>7</p> <p>911 FALSE 2 ASSAULT 2 AUTO THFT 1 B&E BUS 2 B&E OTH B&E RES 2 DISTURB 5 MHA 1 BYLAW 4 THEFT 3 TFA 4 WEAPONS TOTAL GO 121</p>	<p>8</p> <p>911 FALSE 7 ASSAULT 2 AUTO THFT B&E BUS 1 B&E OTH B&E RES 2 DISTURB 5 MHA 4 BYLAW 5 THEFT 1 TFA 1 WEAPONS 2 TOTAL GO 101</p>
<p>9</p> <p>911 FALSE 4 ASSAULT 3 AUTO THFT B&E BUS B&E OTH B&E RES 4 DISTURB 7 MHA BYLAW 9 THEFT 3 TFA 6 WEAPONS 2 TOTAL GO 102</p>	<p>10</p> <p>911 FALSE 5 ASSAULT 3 AUTO THFT 1 B&E BUS B&E OTH 1 B&E RES 1 DISTURB 4 MHA BYLAW 3 THEFT 2 TFA 6 WEAPONS TOTAL GO 134</p>	<p>11</p> <p>911 FALSE 1 ASSAULT AUTO THFT 1 B&E BUS B&E OTH B&E RES 1 DISTURB 6 MHA 4 BYLAW 2 THEFT 1 TFA 5 WEAPONS 2 TOTAL GO 110</p>	<p>12</p> <p>911 FALSE 4 ASSAULT 1 AUTO THFT 1 B&E BUS 1 B&E OTH B&E RES DISTURB 5 MHA 3 BYLAW 2 THEFT 6 TFA 2 WEAPONS 1 TOTAL GO 130</p>	<p>13</p> <p>911 FALSE 5 ASSAULT 2 AUTO THFT 2 B&E BUS B&E OTH B&E RES DISTURB 3 MHA 3 BYLAW 3 THEFT TFA 9 WEAPONS 1 TOTAL GO 131</p>	<p>14</p> <p>911 FALSE 5 ASSAULT 6 AUTO THFT 1 B&E BUS 1 B&E OTH B&E RES 4 DISTURB 6 MHA 3 BYLAW 5 THEFT 1 TFA 6 WEAPONS TOTAL GO 126</p>	<p>15</p> <p>911 FALSE 5 ASSAULT 6 AUTO THFT 1 B&E BUS 1 B&E OTH B&E RES 4 DISTURB 6 MHA 3 BYLAW 5 THEFT 1 TFA 6 WEAPONS TOTAL GO 126</p>
<p>16</p> <p>911 FALSE 4 ASSAULT 2 AUTO THFT 4 B&E BUS B&E OTH B&E RES DISTURB 10 MHA 2 BYLAW 10 THEFT 2 TFA 8 WEAPONS TOTAL GO 123</p>	<p>17</p> <p>911 FALSE 6 ASSAULT AUTO THFT 1 B&E BUS 1 B&E OTH B&E RES 1 DISTURB 5 MHA 1 BYLAW 3 THEFT 3 TFA 3 WEAPONS 2 TOTAL GO 119</p>	<p>18</p> <p>911 FALSE 3 ASSAULT 2 AUTO THFT 1 B&E BUS 1 B&E OTH B&E RES 2 DISTURB 4 MHA 2 BYLAW 5 THEFT 1 TFA 7 WEAPONS TOTAL GO 111</p>	<p>19</p> <p>911 FALSE 10 ASSAULT 2 AUTO THFT 2 B&E BUS B&E OTH 1 B&E RES 5 DISTURB 4 MHA 2 BYLAW 5 THEFT 2 TFA 3 WEAPONS TOTAL GO 120</p>	<p>20</p> <p>911 FALSE 4 ASSAULT 3 AUTO THFT 1 B&E BUS B&E OTH 1 B&E RES 1 DISTURB 5 MHA 3 BYLAW 4 THEFT 3 TFA 4 WEAPONS 1 TOTAL GO 122</p>	<p>21</p> <p>911 FALSE 8 ASSAULT 2 AUTO THFT 2 B&E BUS B&E OTH B&E RES 1 DISTURB 9 MHA 4 BYLAW 4 THEFT 3 TFA 4 WEAPONS TOTAL GO 133</p>	<p>22</p> <p>911 FALSE 8 ASSAULT 3 AUTO THFT 2 B&E BUS 1 B&E OTH B&E RES DISTURB 4 MHA 5 BYLAW 9 THEFT 3 TFA 3 WEAPONS TOTAL GO 124</p>
<p>23</p> <p>911 FALSE 3 ASSAULT 2 AUTO THFT 2 B&E BUS B&E OTH 1 B&E RES DISTURB 5 MHA 1 BYLAW 1 THEFT 4 TFA 5 WEAPONS 1 TOTAL GO 99</p>	<p>24</p> <p>911 FALSE 1 ASSAULT 3 AUTO THFT 1 B&E BUS 1 B&E OTH B&E RES DISTURB 4 MHA 1 BYLAW 2 THEFT 5 TFA 4 WEAPONS TOTAL GO 105</p>	<p>25</p> <p>911 FALSE 10 ASSAULT 2 AUTO THFT B&E BUS B&E OTH B&E RES 2 DISTURB 2 MHA 7 BYLAW 5 THEFT 4 TFA 7 WEAPONS 3 TOTAL GO 152</p>	<p>26</p> <p>911 FALSE 3 ASSAULT 2 AUTO THFT 1 B&E BUS B&E OTH B&E RES DISTURB 2 MHA 1 BYLAW 5 THEFT 3 TFA 5 WEAPONS 1 TOTAL GO 121</p>	<p>27</p> <p>911 FALSE 4 ASSAULT 3 AUTO THFT 2 B&E BUS 2 B&E OTH B&E RES 2 DISTURB 2 MHA 5 BYLAW 5 THEFT TFA 5 WEAPONS 3 TOTAL GO 133</p>	<p>28</p> <p>911 FALSE 4 ASSAULT 2 AUTO THFT 1 B&E BUS B&E OTH 1 B&E RES DISTURB 3 MHA 4 BYLAW 5 THEFT 4 TFA 4 WEAPONS 1 TOTAL GO 132</p>	<p>29</p> <p>911 FALSE 5 ASSAULT 3 AUTO THFT 3 B&E BUS B&E OTH B&E RES 1 DISTURB 3 MHA 3 BYLAW 11 THEFT 3 TFA 3 WEAPONS 4 TOTAL GO 134</p>
<p>30</p> <p>911 FALSE 7 ASSAULT 2 AUTO THFT 3 B&E BUS 2 B&E OTH 1 B&E RES DISTURB 5 MHA 3 BYLAW 4 THEFT TFA 10 WEAPONS 2 TOTAL GO 129</p>	<p>31</p> <p>911 FALSE 2 ASSAULT 2 AUTO THFT 5 B&E BUS 1 B&E OTH 1 B&E RES 1 DISTURB 6 MHA 2 BYLAW 6 THEFT 5 TFA 7 WEAPONS TOTAL GO 116</p>	<p>Statistics Run on 2017-08-02 Prepared by Richmond RCMP Crime Analysts. This data is operational and subject to change. This document is not to be copied, reproduced, used in whole or part or disseminated to any other person or agency without the consent of the originator(s).</p> <p>These statistics are based on UCR primary scoring only.</p> <p>*All CCJS are included (assistance, information, prevention, unsubstantiated, unfounded). Street Checks, Tickets, and non-GO calls have not been calculated.</p>				

2017-2018 Richmond RCMP Annual Performance Plan

First Quarter Results (April 1 to June 30, 2017)

Origin

On April 11, 2017, Richmond City Council adopted the priorities as listed in the report “2017-2018 RCMP Richmond Detachment Annual Performance Plan – Community Priorities” dated March 6, 2017.

The priorities selected were:

1. Property Crime
2. Organized Crime – Drug offences
3. Vulnerable Persons Unit (Mental Health, High Risk Missing Persons, Domestic Violence)

This first quarter report provides progress updates on the priorities, and stipulates work plans to achieve the objectives.

Analysis

Community Priority 1: Property Crime

Objective

- i. A two percent reduction in total property crimes from the last five year’s average totals of 7,946¹. The goal is to remain below 7,787 total property crime offences.

Actions and Initiatives

1. Richmond RCMP Crime Reduction Meetings
 - A representative from each unit in the Detachment attends the Crime Reduction Meeting that is held every 28 days. Crime hot spots are identified through analyzed statistics and trends. Uniformed units take ownership of the problem to increase visibility and enforcement in the identified locations, while plainclothes police officers conduct proactive surveillance on known offenders. Each unit shares best practices, success, and intelligence at the next meeting.

¹ Updated with statistics for the last quarter of fiscal 2016-2017. The number in the 2017-2018 Richmond RCMP Detachment Annual Performance Plan – Community Priorities dated March 6, 2017 was based on an estimation for the last quarter.

2. To monitor and suppress prolific property crime offenders
 - Targeted surveillance was conducted on prolific offenders who are either committing a new offence or breaching their probation and bail conditions.
 - The Prolific Offender Suppression Team (POST) monitors files that General Duty personnel (GD) created related to prolific offenders. When a suspect is identified with multiple files, POST co-ordinates the files. The coordinated files are then forwarded in a single Report To Crown Counsel with several charges. Submitting multiple charges against one individual has resulted in lengthier incarceration periods for offenders.
 - POST liaises with Crown Counsel to have the wording of a subject's release condition amended upon his arrest. This allows police to breach the subject when involved in future criminal activities.

3. To monitor problem residences and homeless camps
 - Richmond RCMP continues to work with Richmond Fire Rescue to have abandoned residences secured to prevent illegal use by vagrants.

4. To reduce Commercial and Residential Break and Enters, Mail Theft, Bicycle Theft, Shoplifting/Organized Retail Theft, Theft from Automobiles, and Theft of Vehicles
 - Ongoing effort to partner with the local Loss Prevention Officers and businesses in the central core to combat Commercial Break and Enters.
 - GPS-equipped bail mail has been distributed throughout the city.
 - Two bait bicycles were deployed.
 - A bait car was deployed to high theft areas.
 - Crime Prevention Unit was deployed to areas impacted by bike thefts. Bicycle owners have been encouraged to register their bikes on Project 529. Cost free registrations remain available at the three Community Police Offices.

5. Collaboration with external stakeholders
 - Regular meetings were scheduled with Canada Post Security and Investigations to discuss local efforts to curb mail theft. Strata and property managers have been encouraged to purchase mailboxes endorsed by Canada Post, or to target harden existing mailboxes with upgrades such as lock bars, reinforced lock mechanisms, and customized cage enclosures.
 - A new communication protocol with Tourism Richmond was developed to target property crime activities.

6. Mobilization of volunteers

- Community volunteers were deployed on bicycles, on foot and in vehicles to patrol areas for suspicious activities. A total 83 community volunteers contributed 721 volunteer hours for this initiative.
- Volunteers were also deployed to distribute Lock Out Auto Crime prevention notices. A total of 2,821 notices were issued.

Quarter 1 Property Crime Progress Update Results

- Four prolific property crime offenders were arrested as a result of the zero tolerance policy adopted by the Detachment. Two of the four have been sporadically in custody over the past quarter and two have entered rehabilitation programs.
- Surveillance on a suspect acting suspiciously led to an arrest when the subject was in the process of committing a theft-from-auto.
- Three theft-from-auto suspects were arrested.
- Charges of trespass by night were forwarded against an accused who was observed on video testing door handles and looking into vehicles in the driveway of a homeowner.
- Nine suspects were arrested for Break and Enter crimes.
- Seven suspects were charged with mail theft. Two of the suspects are believed to be multi-jurisdictional mail theft offenders.
- Two subjects were arrested for possession of stolen vehicles. The vehicles were being used to assist in the commission of Break and Enters and mail theft.
- On June 22, 2017 at the Joint Operations Team meeting, three problem residences were removed from the list as they are no longer active.
- A new info sharing protocol with Tourism Richmond resulted in the location of an outstanding property crime target, who was using a local hotel as a criminal “base of operations”.
- On May 18, 2017 at a Police Week event, 70 bikes were registered under Project 529.

The following table outlines the total property crime files for each quarter of 2016-2017 and 2017-2018:

Quarter	Date Range	Total Property Crime Files 2016-2017	Total Property Crime Files 2017-2018	Quarterly Goal 2017-2018
1	Apr. 1 – Jun. 30	2,057	1,868	1,947 ²
2	Jul. 1 – Sept. 30	1,944		3,893
3	Oct. 1 – Dec. 31	1,839		5,848
4	Jan. 1 – Mar. 31	2,163		7,797
Total		8,003		

Source: Richmond Detachment PRIME Statistic July 26, 2017.

There were 1,868 total property crime files for the first quarter of fiscal 2017-2018. This represents a nine per cent decline from the same period in the previous fiscal year. The number of total property crime in the first quarter was on pace with the quarterly goal of 1,947 or below for fiscal 2017-2018.

Community Priority 2: Organized Crime – Drug Offences

Objectives

- i. A five per cent increase in total drug offences from the last five years average totals of 747³.
The goal is to have more than 784 total drug offence.
- ii. Deliver DARE to every fifth grade class in the Richmond School District.

Actions and Initiatives

1. Drug Abuse Resistance Education Program (DARE)
 - In partnership with the Richmond School District and local private schools, Richmond RCMP delivers the DARE program to approximately 1,700 fifth graders each year.
2. Youth Intervention Program (YIP)
 - YIP provides assessment, counselling and/or referral services to youth who are 17 years and younger identified and referred by police as having actual or potential conflicts with the law. The program prevents and reduces the incidents of youth involved crime through intervention and Richmond School District partnerships.

² In order to achieve the goal of remaining below 7,787 total property crime offences for fiscal 2017-2018, the goal for the first quarter is to have 1,947 or less property crime files.

³ Updated with statistics for the last quarter of fiscal 2016-2017. The number in the 2017-2018 Richmond RCMP Detachment Annual Performance Plan – Community Priorities dated March 6, 2017 was based on an estimation for the fiscal last quarter.

3. Proactive gang enforcement and suppression

- A combination of uniform and plainclothes gang patrols were conducted. Many local merchants were contacted and advised of the patrol, with the goal of improving communication between police and the community.
- The selection of gang patrol locations was based on strategically identified crime statistics where criminals are known to congregate. Officer presence at these locations was expected to provide a deterrence to violence and criminal behaviour.
- The patrols are anticipated to increase in the next six months as a result of a pilot project. It is expected that there will be increased coverage during the week and on select weekends. Police will be present at large community events in the summer and fall.
- Patrols were conducted at bars, restaurants, licensed body rub parlours, karaoke bars and internet cafes.
- Ongoing surveillance was conducted at a suspected illegal liquor distributor.
- Ongoing investigation was also conducted at an illegal gaming house.

4. Drug investigations

- Drug investigations on individuals and groups engaged in drug trafficking have led to arrests and charges.

Quarter 1 Organized Crime – Drug Offences Progress Update Results

- The third and final term of DARE for the 2016-2017 school year was marked by numerous graduation ceremonies. The program was delivered to approximately 1,700 fifth graders this year. A graduate student was also the recipient of the DARE B.C. Citizenship award.
- There were 23 youths referred to the Youth Intervention Program (YIP). For those who attended YIP, four received drug counselling.
- A drug trafficking investigation file on a marihuana dispensary led to a court-order shutdown of the operation in June. The order from the Supreme Court now enables the Richmond RCMP arrest and remove any person who is contravening the order.
- Three individuals were charged for drug offences. Offences included trafficking of fentanyl.
- One individual was charged for firearm offences.
- Several vehicles were seized as a result of drug offences.
- One individual was arrested for trafficking cocaine, methamphetamine, and heroin.
- A drug trafficking investigation at Canada Post's YVR location resulted in a significant amount of marihuana being seized from an illegal marihuana dispensary mail order operation.

The following table outlines the total drug offences for each quarter of 2016-2017 and 2017-2018:

Quarter	Date Range	Total Drug Offences 2016-2017	Total Drug Offences 2017-2018	Quarterly Goal 2017-2018
1	Apr. 1 – Jun. 30	262	218	196 ⁴
2	Jul. 1 – Sept. 30	207		392
3	Oct. 1 – Dec. 31	163		588
4	Jan. 1 – Mar. 31	189		784
Total		821		

Source: Richmond Detachment PRIME Statistics July 26, 2017.

There was a total of 218 drug offences for the first quarter of fiscal 2017-2018. Compared to the number of files in the same quarter of last fiscal year, this represents a 16 per cent decline. Successful initiatives for this objective would lead to increased police enforcement activities, and result in increased detection of drug offences. The number of total drug offences in the first quarter was on pace with the quarterly goal of 196 or more for fiscal 2017-2018.

Community Priority 3: Vulnerable Persons Unit (Mental Health, High Risk Missing Persons, Domestic Violence)

Objectives

Reduce crimes against vulnerable persons

- i. A five percent reduction in mental health related calls for service using 2016-2017 as the baseline year. The goal is to remain below 1,318⁵ mental health incidents.
- ii. A ten per cent reduction in mental health related high volume individuals⁶. The goal is to have at least seven⁷ individuals removed from the list of 67⁸ individuals.

⁴ In order to achieve the goal to have more than 784 total drug offences for fiscal 2017-2018, the goal for the first quarter is to have 196 or more drug offences.

⁵ Updated with statistics for the last quarter of fiscal 2016-2017. The number in the 2017-2018 Richmond RCMP Detachment Annual Performance Plan – Community Priorities dated March 6, 2017 was based on an estimation for the last quarter.

⁶ Offenders with three or more negative role codes in mental health related calls.

⁷ A ten per cent of 67 individual is seven.

⁸ 58 individuals were used as the baseline (February 8, 2017) for the 2017-2018 Richmond RCMP Detachment Annual Performance Plan – Community Priorities dated March 6, 2017. A target of six (10 per cent) was set for 2017-2018. The number is updated with statistics as of 2016-2017 fiscal year end. Based on the updated statistic of 67 individual, the target would be seven.

Actions and Initiatives

1. Reduce recidivism through the Wrap Around Project

The Wrap Around Project refers to an intensive outreach model in that multi-disciplinary community partners work cohesively to provide tailor-made resources and assistance to clients in crisis on a long-term care basis. These clients typically suffer from mental illness and/or they have substance misuse/addiction problems.

2. Crisis Intervention and De-escalation (CID) Training

CID training will enable police officers to recognize signs of a mental illness, and, in particular, when the person is acting in a manner likely to endanger his/her safety or the safety of others. Officers will also learn proper techniques to de-escalate mental health generated incidents and minimize risks associated with clients displaying at-risk behaviours.

This initiative will augment the resources of the current Vulnerable Persons Unit (VPU), which currently has four positions. Uniformed and plainclothes police officers from various units have been identified and approved for this one-day CID training session. Keynote speakers from external partner agencies such as Mental Health Emergency Services, Pathways Clubhouse, Crown Counsel, Richmond Mental Health Team, and the Anne Vogel Clinic will provide insight by sharing their knowledge and experience. Trained police officers will be the first responders for mental health related calls.

Richmond RCMP is committed to have at least two police officers from each General Duty Watch and from specialty sections trained in CID. A total of 20 police officers should be trained by March 31, 2018.

3. Refresher course on the applications of the Mental Health Act

Four morning training sessions were held in June on the Mental Health Act (MHA). The objective was to refresh police officer knowledge of the legislation and its application for effective interactions with individuals suffering from mental health issues.

4. Partnerships with external stakeholders

VPU has been attending monthly meetings with representatives from the Emergency Unit, Psychiatric Unit, and the Mental Health Emergency Services at the Richmond General Hospital to foster inter-agencies collaboration.

In May, alongside 23 other community partner agencies, VPU participated as an exhibitor at the “2017 Spring Connecting The Dots” event. The event was a resource fair for immigrant and newcomer families for services related to health and safety, mental health, and addiction.

Quarter 1 Vulnerable Persons Progress Update Results

1. A homeless elderly male, who lived on the streets and who had been the subject of numerous contacts with police since 2013, was provided with accommodation. He has since received on-going support for his deteriorating condition.
2. A high-risk youth male, who had generated 35 files since November 2016, was identified by the Wrap Around Project. He has since been the subject of ongoing case conferences. A care team was created and a police best practice response policy established. Police are spending less time, as a result, on the calls due to the established policy.

The following table outlines the total mental health related calls for service for each quarter of 2016-2017 and 2017-2018:

Quarter	Date Range	Mental Health Related Calls 2016-2017	Mental Health Related Calls 2017-2018	Quarterly Goal 2017-2018
1	Apr. 1 – Jun. 30	358	370	330 ⁹
2	Jul. 1 – Sept. 30	309		659
3	Oct. 1 – Dec. 31	396		989
4	Jan. 1 – Mar. 31	324		1,318
Total		1,387		

Source: Richmond Detachment PRIME Statistics July 26, 2017.

There were 370 mental health related calls in the first quarter. The number of files is slightly higher when compared to the same period of the last fiscal year. The first quarter mental health related calls is also higher than the quarterly goal of 330 for fiscal 2017-2018.

Richmond RCMP continues to work on reducing mental health related high volume individuals from the list of 67 to 60. As of June 30, 2017, the list of 67 was reduced to 23. The removal of 44 individuals represents a quarterly reduction of 65 per cent against the fiscal benchmark of seven individuals. The list of mental health related high volume individuals remains to be volatile from quarter to quarter. An individual who came off the list at one quarter may reappear on the list in the next quarter. As such, an account at the fiscal year end for this objective should be more representative and realistic.

⁹ In order to achieve the goal of remaining below 1,318 mental health related calls for fiscal 2017-2018, The goal for the first quarter is to have 330 or less mental health related calls.

Conclusion

Richmond RCMP is currently on target for two of the three priorities established in the 2017-2018 Annual Performance Plan.

With various initiatives in place to support the Community Priorities, Richmond RCMP remains committed to reaching targets established for the 2017-2018 Annual Performance Plan.