



City of Richmond

Report to Committee

To: Community Safety Committee

Date: October 13, 2023

From: Jim Wishlove
Fire Chief

File 09-5140-01/2023-Vol
01




Re: Richmond Fire-Rescue Monthly Activity Report – September 2023

Staff Recommendation

That the staff report titled “Richmond Fire-Rescue Monthly Activity Report – September 2023”, dated October 13, 2023, from the Fire Chief, be received for information.

Jim Wishlove
Fire Chief
(604-303-2715)

Att. 1

REPORT CONCURRENCE	
CONCURRENCE OF GENERAL MANAGER 	
SENIOR STAFF REPORT REVIEW	INITIALS: 
APPROVED BY CAO 	

Staff Report

Origin

This report supports Council’s Strategic Plan 2022-2026 Focus Area #3, A Safe and Prepared Community:

Community safety and preparedness through effective planning, strategic partnerships and proactive programs.

Analysis

Emergency Programs

During September, staff coordinated with the Richmond Emergency Programs Amateur Radio Society (REPARS) with safety coordination support and the supply of communications platform resources through the Richmond events for the Forever Young 8k Run, held on September 10, and the Terry Fox Run held on September 17.

In September 2023, there were four persons displaced who were provided with Emergency Social Support as shown below in Table 1.

Table 1: Emergency Social Support Incidents					
Date	Address	Volunteers Deployed	ESS Deployed	# of Evacuees	Services Delivered
September 16	Mortfield Road	Yes	No	2 adults 2 children 1 pet	Accommodation and groceries supplied.

Public Outreach & Education

In September 2023, staff facilitated outreach events to provide educational opportunities to the community, including fire hall and vehicle tours for five organizations. Staff also participated in six community events, including the Hamilton Night in the Park and Welcome Richmond.

Internal Staff Training

In September 2023, staff organized training schedules to include: logistics, Personal Protective Equipment (PPE) and training for the new firefighter recruits, including:

- PPE
- Critical Incident Stress Management (CISM) Training
- Traffic Scene Management
- Water Safety
- Gas and Electrical Safety
- Water Supply and Hydrant Workshop
- Small Engines Course
- Self-Contained Breathing Apparatus (SCBA) Training
- Wellness

In September 2023, staff delivered in-house fire training, educational activities and programs for the current acting officer program cohort including:

- Frontline Fire Service Leadership Levels I and II.
- Fire Prevention Training.

Emergency Response

One of the City’s emergency response goals is to arrive on scene in time and with enough resources to contain a fire to the room of origin. The room of origin standard is especially important in terms of preventing further fire loss and damage, which can be reduced when a fire is contained to the room of origin. Meeting this standard also assists in mitigating loss of life, reduction of property damage and protection of the environment. In September 2023, there were 1,077 reported incidents of all types, representing an overall increase of 7 per cent in incidents between September 2022 and September 2023 (Table 2).

Table 2: Total Incidents - September 2023					
	Incident Totals September (2023)	Incident Totals September (2022)	Number Change from September 2022 to 2023	Percentage Change from September 2022 to 2023	5 Year Average for September
Alarm Active - No Fire	179	191	-12	-6	154
Explosion	0	0	0	0	0
Fire	33	46	-13	-28	37
Hazardous Materials	5	8	-3	-38	7
Medical	548	509	39	8	413
Motor Vehicle Incident	88	86	2	2	88
Public Hazard	9	8	1	13	9
Public Service	99	95	4	4	83
Response Cancelled/Unfounded	114	65	49	75	75
Specialized Transport	2	1	1	100	2
Technical Rescue	0	1	-1	-100	1
Total	1,077	1010	67	+7	869

The average time on scene in September 2023 for emergency response crews was 31 minutes, which is lower than the number recorded in September 2022: 33 minutes. The time spent on scene can vary due to the nature and severity of each incident.

In September 2023, there were 33 fire incidents reported to the Office of the Fire Commissioner, representing a 28 per cent decrease from September 2022. The average number of fires reported each September over the last five years is 37.

Fire damage and property losses during September 2023 are estimated at \$11,520. This total includes \$11,000 for building/asset loss and \$520 for content loss. The total building/asset and content value at risk is estimated to be \$41,247,520 and the total value preserved from damage was \$41,236,000. These numbers translate to 99 per cent of value protected (Table 3), which is the same value observed in 2022: 99 per cent.

Table 3: Fire Incidents By Type and Loss Estimates - September 2023

Incident Type Breakdown	Incident Volume	Estimated Building/ Asset Value (\$)	Estimated Building/ Asset Loss (\$)	Estimated Content Value (\$)	Estimated Content Loss (\$)	Estimated Total Value Preserved (\$)
Residential: Single family	1	2,500,000	3,000	20	20	2,497,000
Residential: Multi family	1	-	-	-	-	-
Commercial/Industrial	7	38,740,000	1,000	-	-	38,739,000
Outdoor	19	-	-	500	500	-
Vehicle/Vessel	5	7,000	7,000	-	-	-
Totals*	33	41,247,000	11,000	520	520	41,236,000

* The dollar losses shown in this table are preliminary estimates. They are derived from RFR’s record management system and are subject to change due to delays in reporting and confirmation of actual losses from private insurance agencies (as available).

Significant Events

Emergency response crews minimized harm, limited damage and stopped fire spread from the place of origin and performed life-saving interventions in these notable, September 2023 incidents:

- September 1, 2023 – Motor Vehicle Incident on Blundell Road.** Emergency crews responded to a pedestrian struck on Blundell Road. On arrival the crews began first responder protocols and closed the surrounding roads. BC Emergency Health Services (BCEHS) arrived on scene and RFR transferred patient care to the paramedics. The patient was then transported to Vancouver General Hospital (VGH). One RFR crew member proceeded to VGH with BCEHS staff to assist with the patient and RCMP then assumed incident command. No other injuries were reported.
- September 6, 2023 – Fire on Gage Road.** Emergency crews responded to a fire under the Oak Street Bridge. On arrival crews reported smoke coming from the direction of a tent under the bridge. A deceased person was found in the area of the tent. Richmond RCMP and BCEHS crews attended the scene. Once the fire was fully extinguished, crews continued to cool the surrounding area. RFR crews were provide with a CISM debriefing. RCMP provided scene security. A Fire Investigator attended. No other injuries were reported.
- September 7, 2023 – Commercial Property Fire on Bridgeport Road.** Emergency crews responded to a fire at a commercial property on Bridgeport Road. Crews arrived to find an electrical fire. The fire was extinguished and crews continued to investigate for any hot spots and to confirm the temperature of the sub panel had decreased prior to releasing units. The building was ventilated using Positive Pressure Ventilation (PPV) fans. BC Hydro, Fortis Gas and a Fire Investigator attended. No injuries were reported.

- **September 8, 2023 – Motor Vehicle Incident on Finlayson Drive.** Emergency crews responded to a trapped person on Finlayson drive. Upon arrival crews found a person laying beside a car, underneath the branches of a tree. A large branch had fallen across the road, the car, BC Hydro power lines and the person. The City's Works Yard crews and an arborist were dispatched to manage the tree. The patient was extricated from the area and handed over to BCEHS crews for care and transport to hospital. No other injuries were reported.
- **September 13, 2023 – Hazardous Materials on No. 3 Road.** Emergency crews, RCMP and BCEHS attended a scene of bear spray release at a restaurant on No. 3 Road. The restaurant was closed until the building had been adequately ventilated. RCMP attended the scene. RFR crews provided patient care to the five persons impacted by the spray along with BCEHS staff. There were no other injuries reported.
- **September 14, 2023 – Motor Vehicle Incident on Garden City Way.** Emergency crews responded to a motor vehicle incident with significant injuries to a motorcycle rider and a pedestrian. RFR crew performed immediate C-Spine on both patients and carried out first responder protocols. BCEHS were on scene and patient care was transferred to BCEHS with RFR supporting. There were no other injuries reported.
- **September 16, 2023 – Hazardous Materials on Mortfield Road.** Emergency crews responded to a sewage leak on Mortfield Road. The leak had backed up into one unit rendering it uninhabitable. The displaced unit housed a family of four and a family pet that required temporary accommodation until the sewage was removed from the unit. The family were provided support through the Emergency Support Services (ESS) program, receiving two nights' accommodation and groceries.
- **September 17, 2023 – Boat Fire on 3rd Avenue.** Emergency crews responded to reports of a boat fire at a dock near 3rd Avenue. On arrival crews saw smoke and began to attack the fire with a portable rapid intervention fire suppression device and hose-lines. Once the fire was extinguished crews carried out overhaul and checked for hotspots. The Royal Canadian Marine Search and Rescue (RCMSAR), RCMP and the Steveston Harbour Authority attended the scene. A Fire Investigator attended. There were no persons on the boat and no injuries reported.
- **September 30, 2023 – Structure Fire on River Road.** Emergency crews responded to a structure fire on River Road. On arrival crews were notified that the occupant of the property was outside and that power had been turned off. BC Hydro were dispatched and confirmed that the power was off. Crews began their fire attack and extinguished the fire. Once the fire was extinguished crews checked for hotspots and began overhaul of the scene and requested an excavator to attend. BCEHS and RCMP attended the scene. A security firm was dispatched to maintain continuity of evidence. A Fire Investigator attended. There were no injuries reported.

October 13, 2023


- 6 -

Financial Impact

None.

Conclusion

Richmond Fire-Rescue continues to monitor activities to identify and create public outreach programs to respond to emerging trends and to regularly promote effective prevention behaviours.

A handwritten signature in black ink, appearing to read "J. Wishlove". The signature is written in a cursive style with a large initial "J" and a long, sweeping underline.

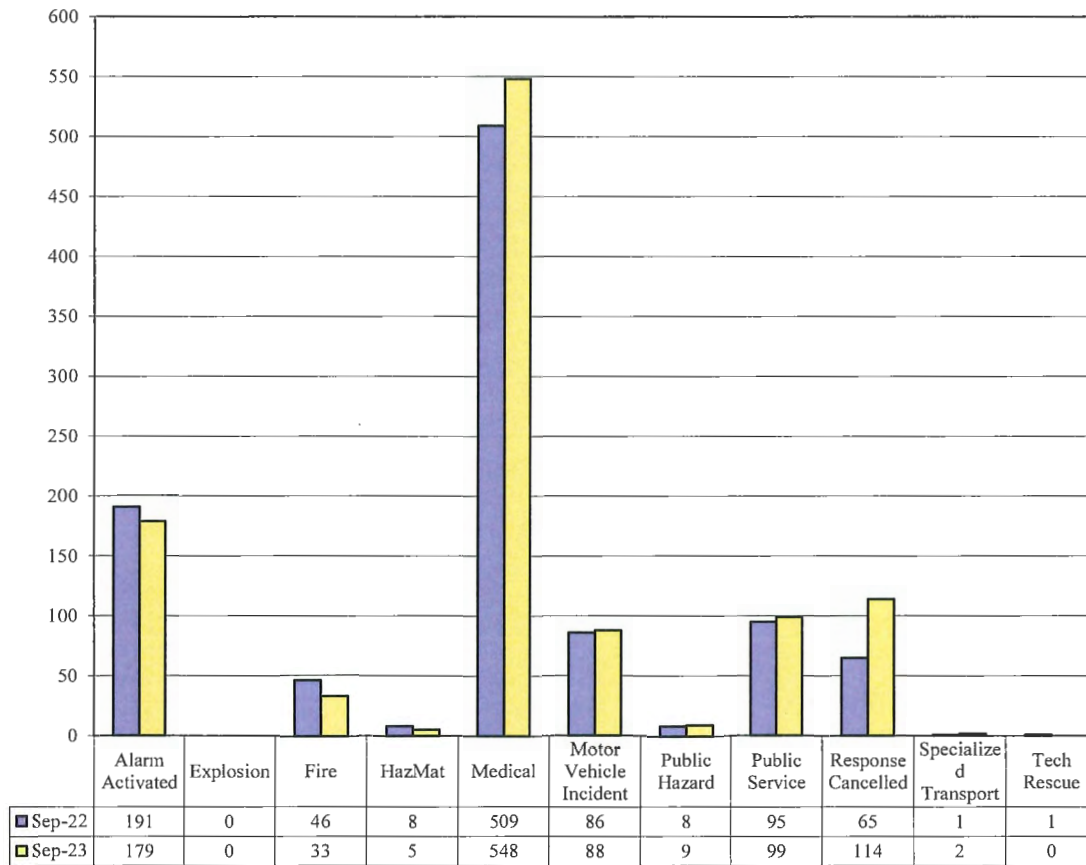
Jim Wishlove
Fire Chief
(604-303-2715)

Att. 1: Suppression Activity, including location of September's Fire, Medical and MVIs

Incident Volumes

The following chart provides a month-to-month comparison regarding incidents occurring in September 2022 and 2023. In September 2023, there were 1,077 total incidents, compared to 1,010 in September 2022. This represents an overall increase of 7 per cent between last year and 2023.

Table 4: September 2022 & September 2023 Incident Volumes



Incident Type Legend:

HazMat: includes fuel or vapour; spills, leaks, or containment

Medical: includes: cardiac arrest, emergency response, home or industrial accidents

Public Hazard: includes: aircraft emergency, object removal, or power lines down

Public Service: includes: assisting public, ambulance or police, locked in/out, special events, trapped in elevator, water removal

First Responder Totals

Medical first responder incidents comprised 51 per cent of the total emergency responses for RFR during the month of September 2023. A detailed breakdown of the medical incidents for September 2022 and 2023 is set out in the following table by sub-type. There were 548 medical incidents in September 2023 compared to 509 in September 2022, an increase of 8 per cent.

Table 5a: September 2022 & September 2023 Medical Calls by Type

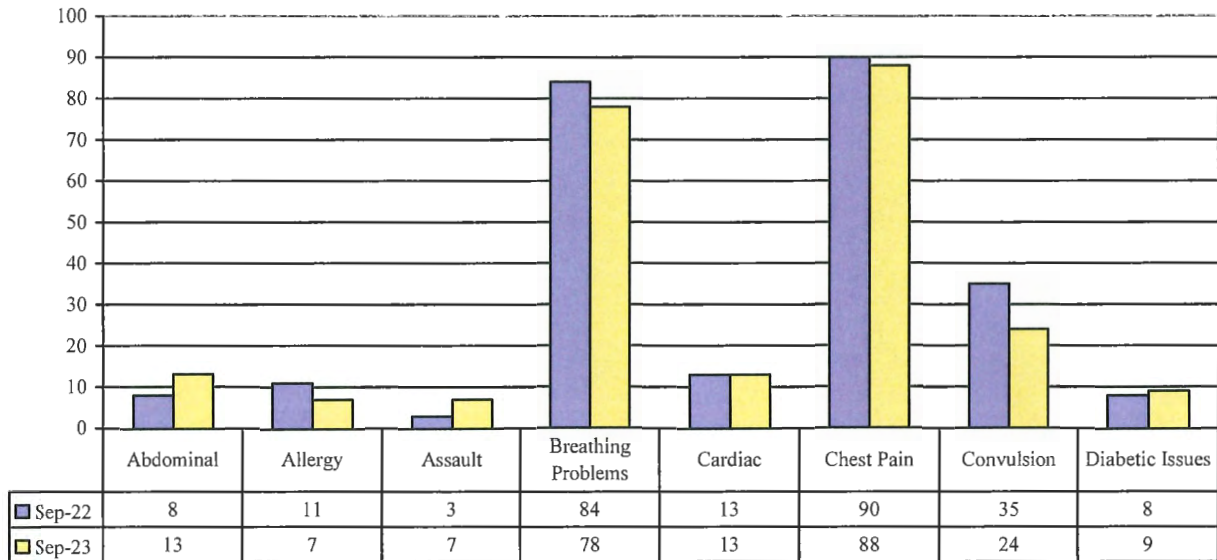
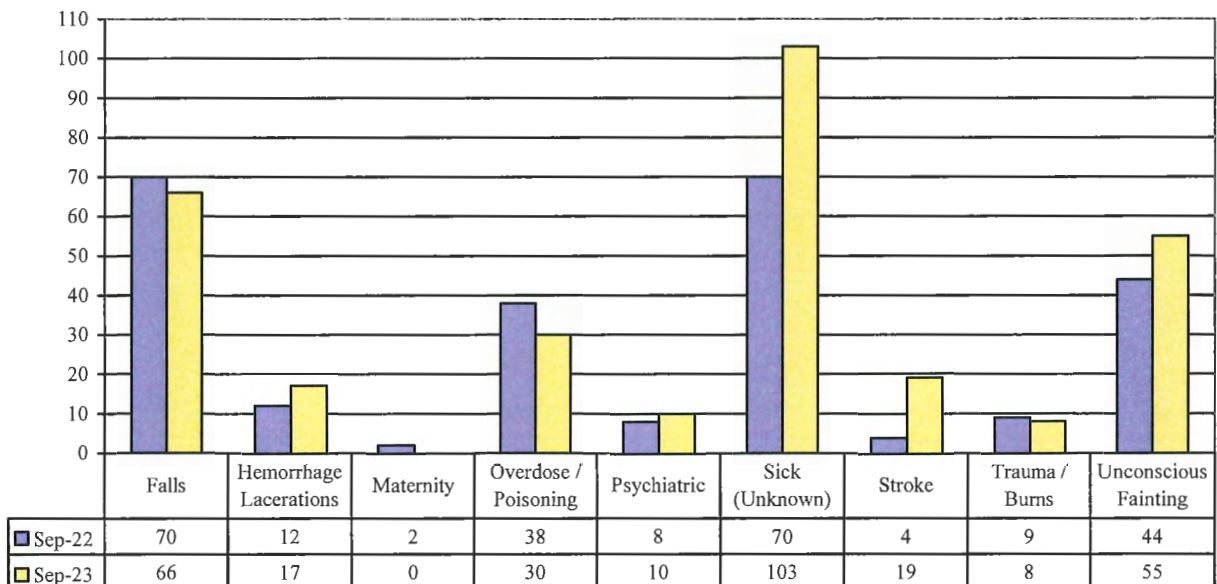


Table 5b: September 2022 & September 2023 Medical Calls by Type



The following chart provides the overdose / poisoning incident volume breakdown for September 2023.

Table 5c: Overdose / Poisoning Incidents By Type – September 2023	
	Details
Opioids	9
Other Miscellaneous Drugs	9
Alcohol	2
Unknown (No patient contact / BC Emergency Health Services staff on scene)	10
Totals	30

In September, out of 30 total overdose / poisoning calls, 16 were located outdoors and 14 were located in a commercial property or residence.

The following charts provide total incident volumes on a year-to-year comparison in September from 2014 to 2023.

Table 5d: Total Fire Calls for Service in September from 2014 to 2023

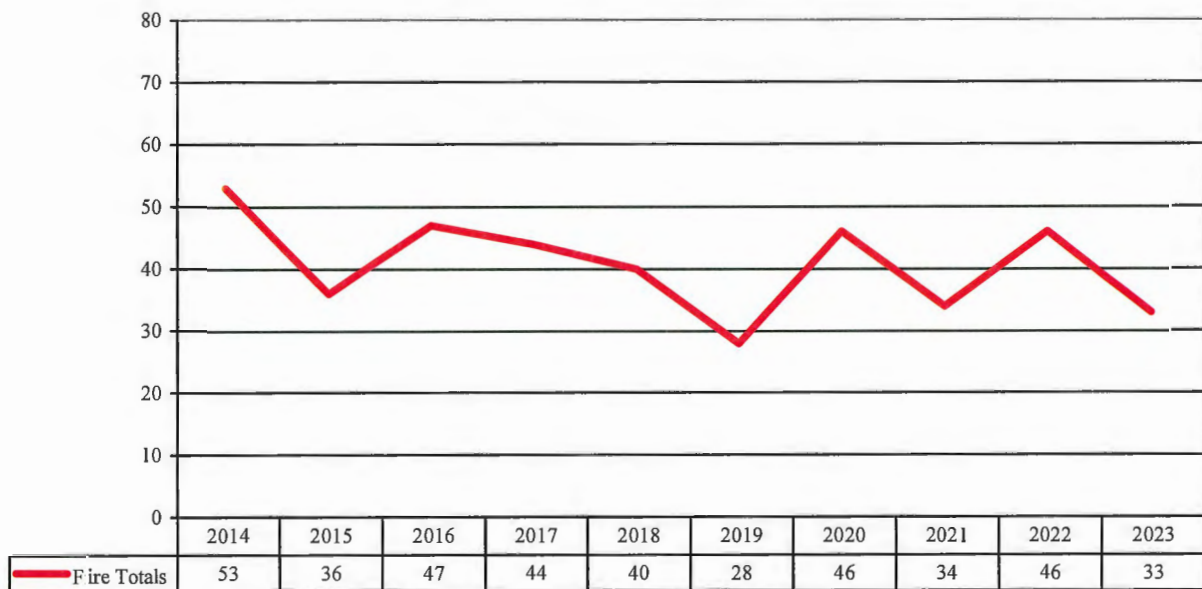
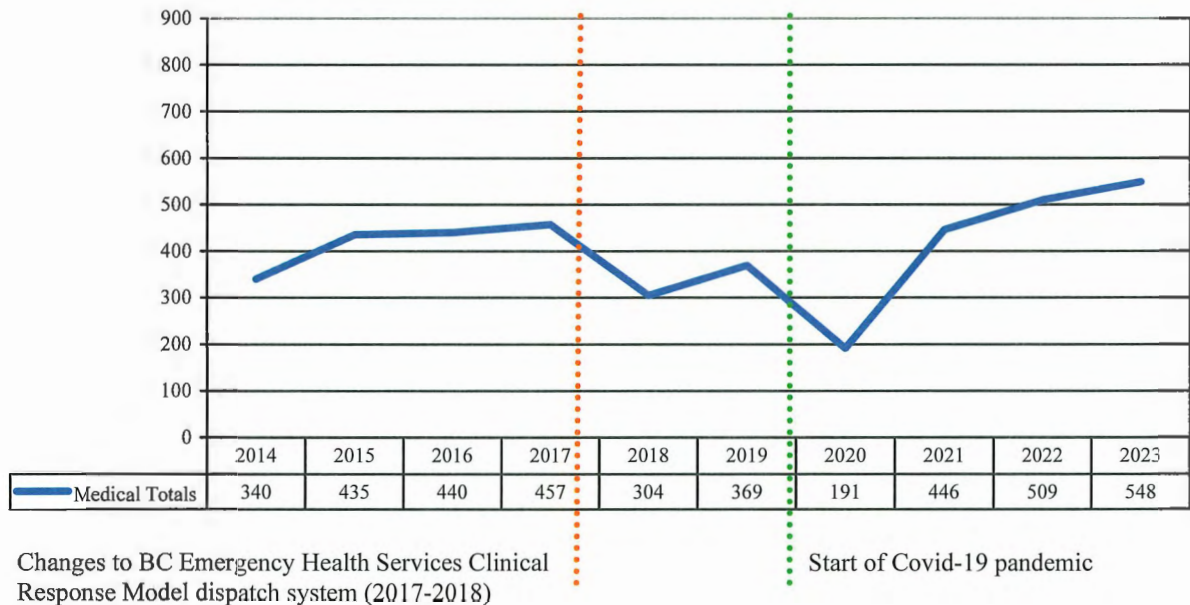


Table 5e: Total Medical Calls for Service in September from 2014 to 2023



Fire Investigations

The fire investigation statistics for September 2023 are listed below:

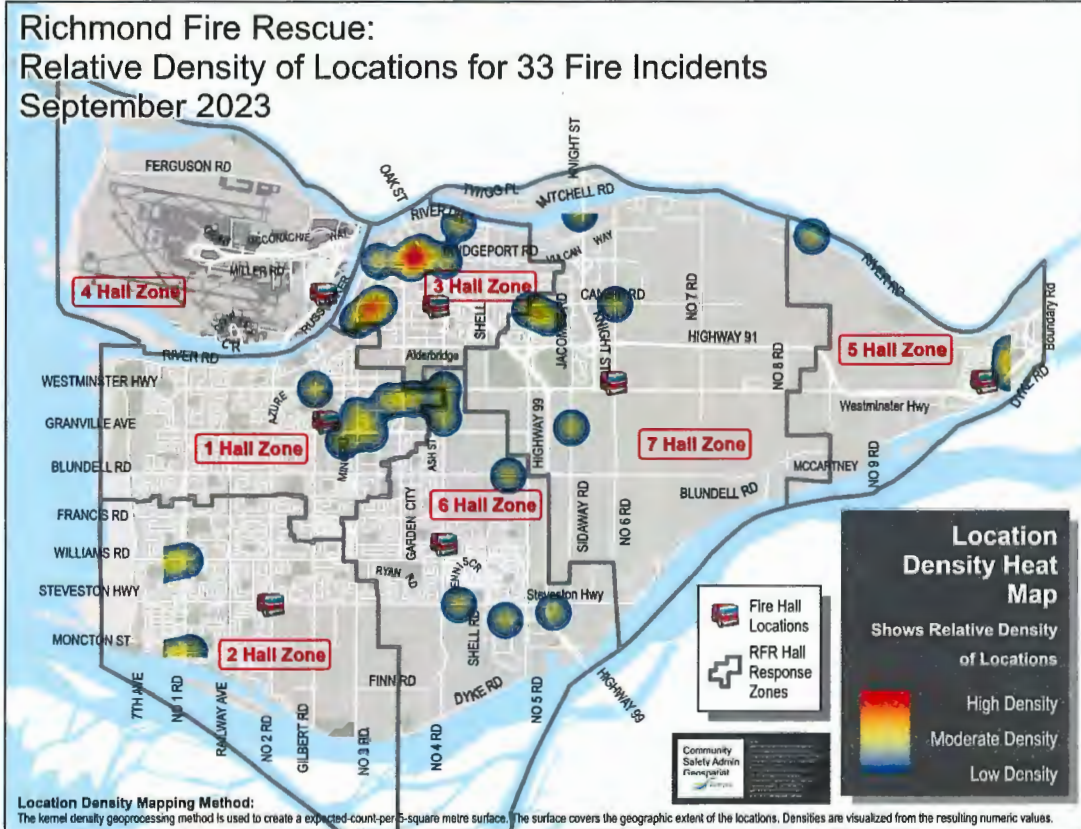
Table 6: Total Fire Investigation Statistics – September 2023			
	Suspicious	Accidental	Undetermined
Residential - Single-family	-	1	-
Residential - Multi-family	-	1	-
Commercial/Industrial	-	4	3
Outdoor	5	9	5
Vehicle	-	3	2
Totals	5	18	10

Richmond Fire-Rescue investigators report all suspicious fires to the RCMP, while working alongside RCMP staff to address potential risks to the community and coordinate appropriate fire investigations.

Hazardous Materials

Table 7: Hazardous Materials Incidents By Type – September 2023	
	Details
Flammable/Combustible Liquids	1
Gasses (Natural / Propane)	2
Minor Leak or Spill	2
Totals	5

Figure 1: Location of reportable fires attended in September 2023 (total 33)



7407149

Figure 2: Location of Medical Incidents in September 2023 (total 548)

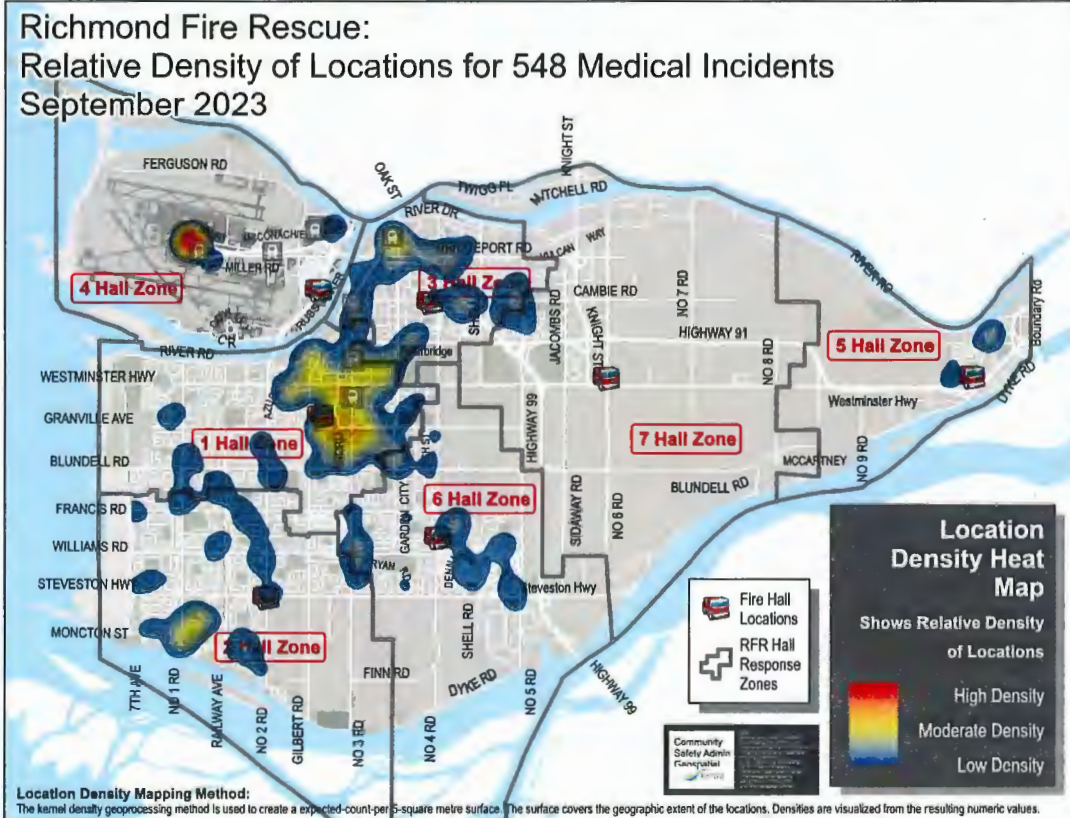
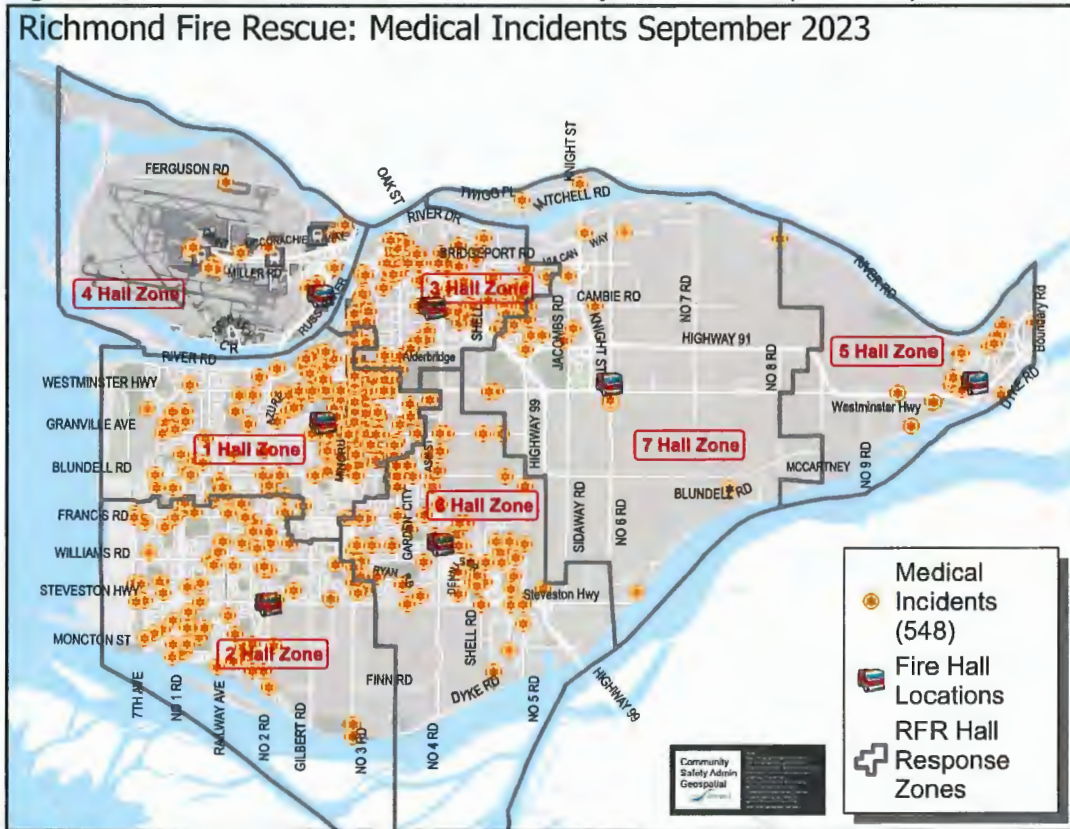


Figure 3: Location of MVI Incidents in September 2023 (total 88)

