



# City of Richmond

## Report to Committee

**To:** Community Safety Committee

**Date:** November 19, 2018

**From:** Tim Wilkinson  
Fire Chief, Richmond Fire-Rescue

**File:** 09-5000-01/2018-Vol 01

**Re:** Richmond Fire-Rescue Monthly Activity Report – October 2018

### Staff Recommendation

That the staff report titled “Richmond Fire-Rescue Monthly Activity Report – October 2018”, dated November 19, 2018 from the Fire Chief, Richmond Fire-Rescue, be received for information.

Tim Wilkinson  
Fire Chief  
(604-303-2701)

Att. 2

REPORT CONCURRENCE	
CONCURRENCE OF GENERAL MANAGER 	
REVIEWED BY STAFF REPORT / AGENDA REVIEW SUBCOMMITTEE	INITIALS: 
APPROVED BY CAO 	

## Staff Report

### Origin

This report provides Council with an update on Richmond Fire-Rescue (RFR) activities. RFR is reporting on its activities in support of its mission:

*To protect and enhance the City's livability through service excellence in prevention, education and emergency response.*

This report supports Council's 2014-2018 Term Goal #1 A Safe Community:

*Maintain emphasis on community safety to ensure Richmond continues to be a safe community.*

### Analysis

#### Community Involvement

RFR advances public awareness, education and community bridge building by participating in training events, community activities and social media.

During October staff engaged with approximately 980 children and adults, continuing to develop effective interagency relationships and partnerships within the community including; fire hall tours for SUCCESS Richmond Services, Richmond Ravens Pathfinders and CHIMO Community Services. Fire Safety presentations were also provided for Burnett Secondary School and Tait Elementary School.

#### Emergency Response

RFR's goal is to respond to events in a manner where loss of life, reduction of property damage and protection of the environment is mitigated. In October 2018 there were a total 749 incidents, representing an 18.1 per cent reduction in calls from October 2017 (Attachment 1).

The average time on scene for RFR crews was 26 minutes, a decrease over 2017, which was 33 minutes. The reduction of on scene time is directly attributed to the reduction in low acuity medical responses. In the past RFR would be deployed on low acuity medical events and due to the nature of the event BC Emergency Health Services (BCEHS) attributed a low priority to responding to the event thus leaving RFR to manage the scene for periods of time up to 2 hours in duration. More recently, BCEHS adopted a new Clinical Response Model which does not identify RFR as a needed resource on this type of medical event thus reducing the overall on scene time. The reduction in overall calls is due to the reclassification of medical calls by BCEHS for their triaging and deploying resources of BC Ambulance Services.

In October 2018 there were 23 reportable fires to the Office of the Fire Commissioner; representing a 30 per cent decrease from October 2017. The average figure for fires reported in October, over the last five years, is 29, thus reportable fires in the month of October remains consistent with year over year trends.

RFR emergency fire response goal is to maintain fire to the room of origin. The room of origin standard is especially important in terms of fire loss increases some ten-fold once the fire leaves the room of origin. Fire damage and property losses during October 2018 are estimated at \$160,000. This total includes \$110,000 for building/asset loss and \$50,000 for content loss. The total building/asset and content value at risk was estimated to be \$10,165,788 and the total value preserved from damage was \$10,005,788. These numbers translate to 98 per cent of value protected (Table 1); this is lower than the 99 per cent protected value observed in 2017.

<b>Table 1: Fire Calls By Type and Loss Estimates – October 2018</b>						
<b>Incident Type Breakdown</b>	<b>Call Volume</b>	<b>Estimated Building / Asset Value (\$)</b>	<b>Estimated Building / Asset Loss (\$)</b>	<b>Estimated Content Value (\$)</b>	<b>Estimated Content Loss (\$)</b>	<b>Estimated Total Value Preserved (\$)</b>
Residential:						
Single family	4	3,414,800	30,000	-	-	3,384,800
Multi family	4	6,698,388	80,000	50,000	50,000	6,618,388
Commercial / Industrial	3	-	-	-	-	-
Outdoor	10	-	-	-	-	-
Vehicle/Vessel	2	2,500	-	100	-	2,600
<b>Totals*</b>	<b>23</b>	<b>10,115,688</b>	<b>110,000</b>	<b>50,100</b>	<b>50,000</b>	<b>10,005,788</b>

\*The dollar losses shown in this table are preliminary estimates. They are derived from RFR's record management system and are subject to change due to delays in reporting and confirmation of actual losses from private insurance agencies (as available).

### Significant Events

Fire crews minimized loss and limited fires to the place of origin in these notable October 2018 incidents:

- Residential fire on Granville Avenue. Crews responded to a structure fire and carried out an aggressive exterior attack to confine the fire, which was restricted to one unit. The occupant of the unit was taken to hospital with minor injuries. A second person was taken to hospital with pre-existing breathing issues. Fire crews assessed smoke conditions and ultimately allowed all remaining occupants back into their units. The property manager called a security company to secure the premises. A fire investigator attended.
- Residential fire on Anahim Drive. Crews responded to reports of a stove fire. On arrival crews began to quickly attack and extinguish the fire which had spread to nearby cabinets, the ceiling and attic area. Once extinguished crews checked other parts of the property for heat and possible fire extension using a Thermal Imaging Camera. A fire investigator attended. No residents were injured during the fire; however a firefighter sustained a back injury and was taken to Richmond General Hospital.
- Warehouse fire on Cambie Road. Crews attended to a commercial property on fire. On arrival one individual had suffered severe burns from their clothes being on fire. Crews proceeded with patient decontamination prior to being transported to a hospital by BC Ambulance


Services. Crews also attacked fire hot spots to reduce the fire from spreading. RCMP, WorkSafe BC and a fire investigator attended.

**Financial Impact**

None.

**Conclusion**

During October 2018, calls for service decreased by 18.1 per cent from October 2017. RFR will continue to monitor these activities to identify trends and ensure potential solutions.



Tim Wilkinson  
Fire Chief  
(604-303-2701)

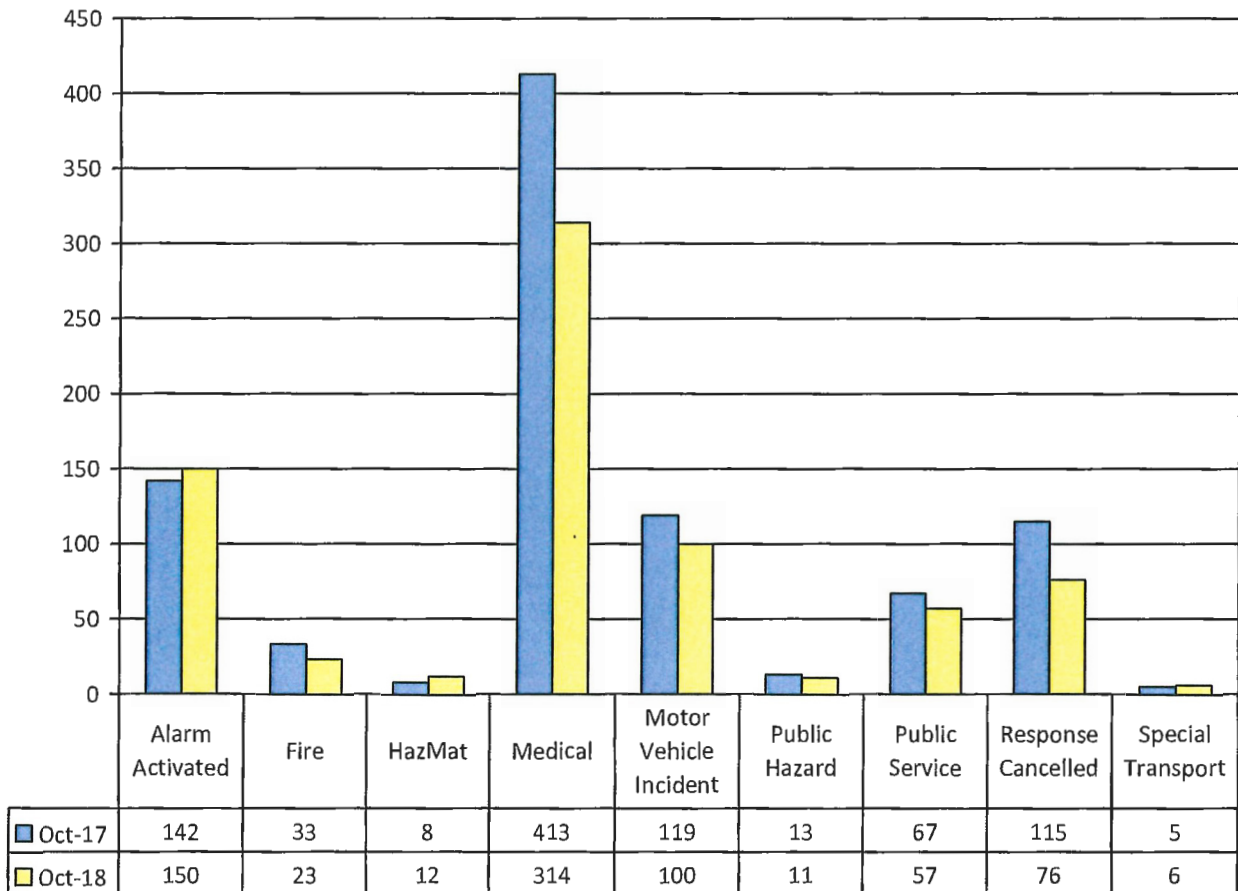
TW:js

Att. 1: Suppression Activity  
2: Location of October's Fire, Medical and MVIs

### Calls for Service Volumes

The following chart provides a month to month comparison regarding incidents occurring in October 2017 and 2018. In October 2018, there were a total of 749 incidents, compared to 915 in October 2017. This represents a decrease of 18.1 per cent.

**Table 3: September 2017 & 2018 Calls for Service Volumes**



**Call Type Legend:**

**HazMat:** includes fuel or vapour; spills, leaks, or containment

**Medical** includes: cardiac arrest, emergency response, home or industrial accidents

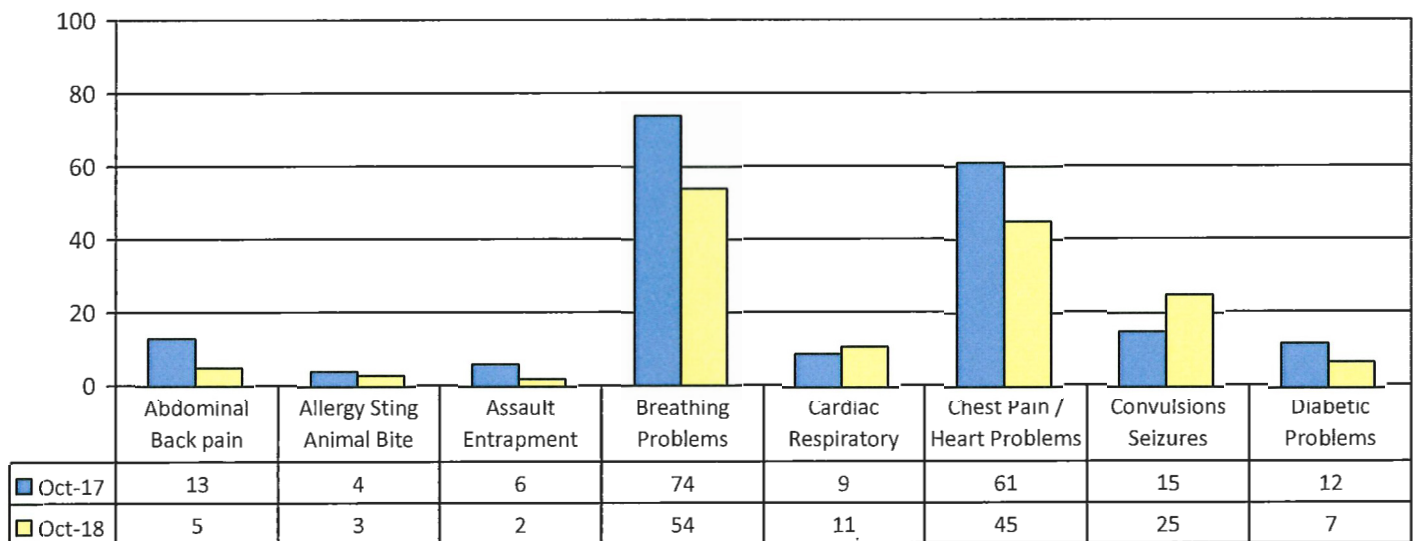
**Public Hazard** includes: aircraft emergency, bomb removal standby, object removal, or power lines down

**Public Service** includes: assisting public, ambulance or police, locked in/out, special events, trapped in elevator, water removal

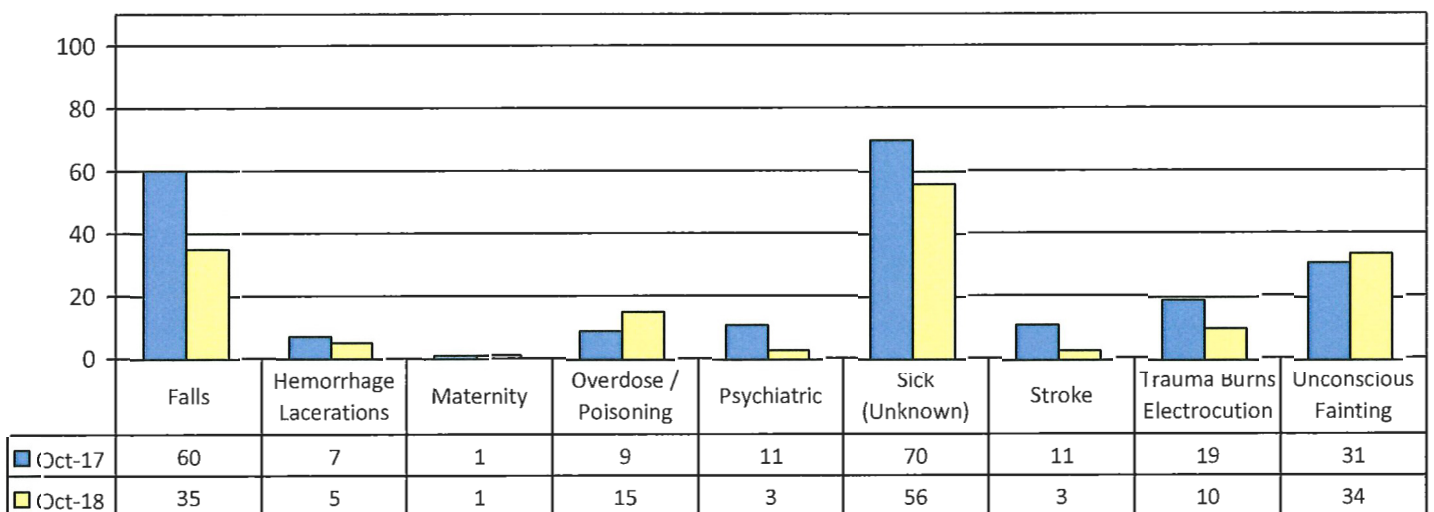
### First Responder Totals

Medical first responder incidents comprised 42 per cent of the total emergency responses for RFR during the month of October 2018. A detailed breakdown of the medical incidents for October 2018 and 2017 is set out in the following table by sub-type. There were a total of 314 medical incidents in October 2018 compared to 413 in October 2017, a decrease of 24 per cent.

**Table 4a: October 2017 & 2018 Medical Calls by Type**



**Table 4b: October 2017 & 2018 Medical Calls by Type**



## Fire Investigations

The fire investigation statistics for October 2018 are listed below:

<b>Table 5: Total Fire Investigation Statistics – October</b>			
	<b>Suspicious</b>	<b>Accidental</b>	<b>Undetermined</b>
Residential - Single-family	-	3	1
Residential - Multi-family	-	4	-
Commercial/Industrial	1	2	-
Outdoor	2	7	1
Vehicle	-	2	-
<b>Totals</b>	<b>3</b>	<b>18</b>	<b>2</b>

RFR investigators report all suspicious fires to the RCMP, while working alongside RCMP staff to address potential risks to the community.

## Hazardous Materials

<b>Table 6: HazMat Calls By Type – October</b>	
	<b>Details</b>
Natural Gas / Propane Leaks (small)	9
Unclassified	3
<b>Totals</b>	<b>12</b>



Figure 1: Location of reportable fires attended in October (total 23)

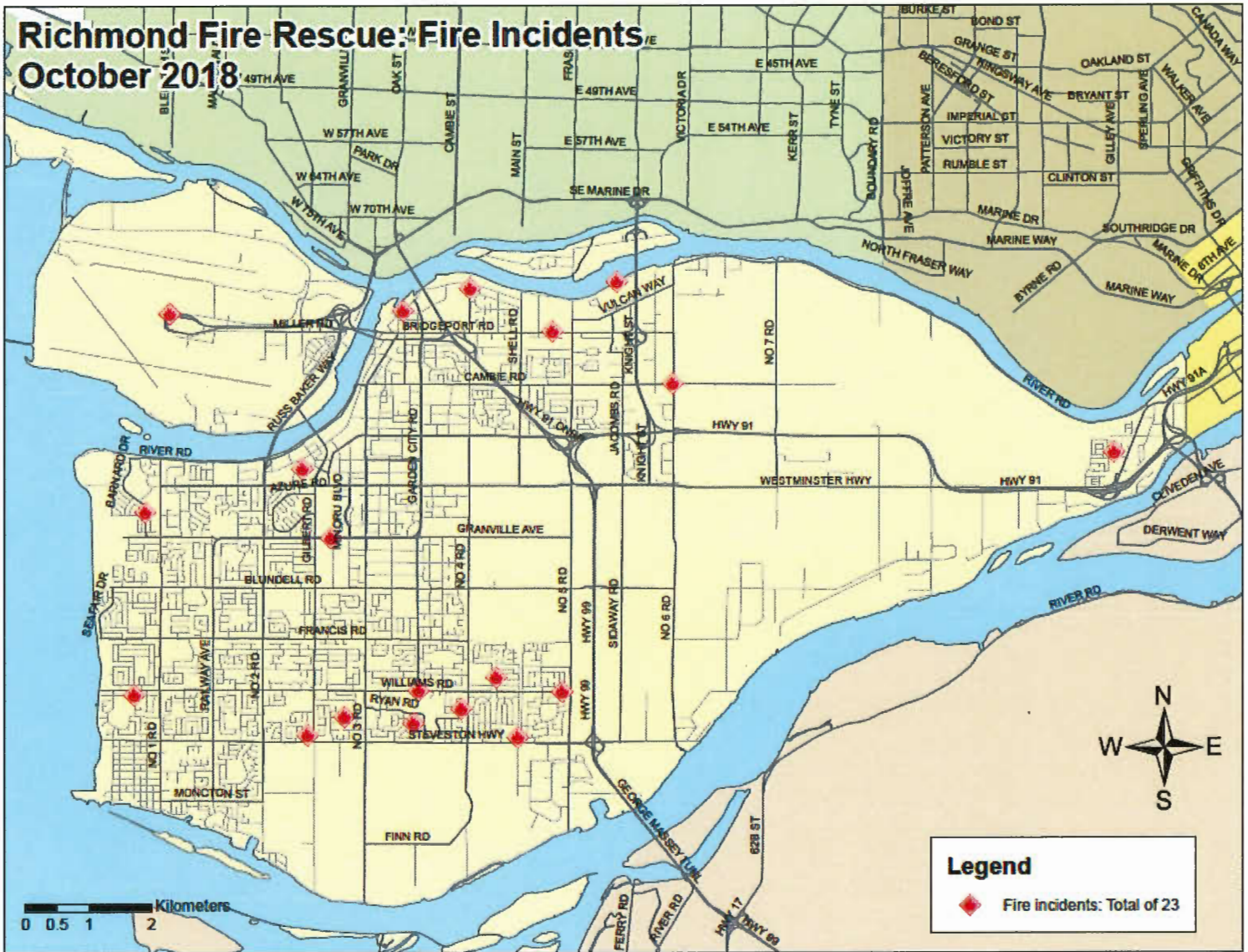




Figure 2: Location of medical calls in October (total 314)

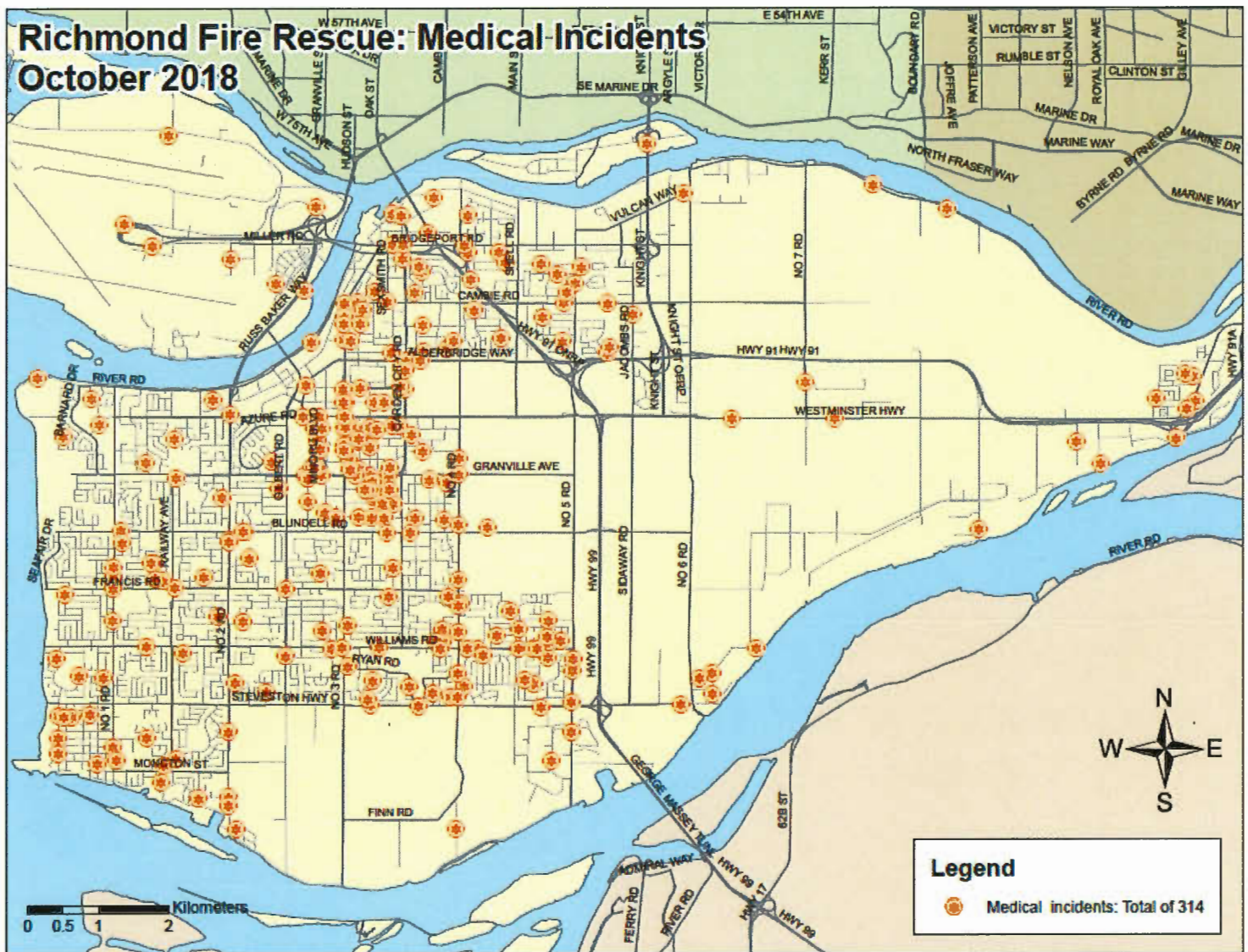


Figure 3: Location of MVI calls in October (total 100)

