



City of Richmond

Report to Committee

To: Community Safety Committee
From: Tim Wilkinson
Fire Chief, Richmond Fire-Rescue
Date: February 14, 2018
File: 09-5000-01/2018-Vol
01

Re: Richmond Fire-Rescue Monthly Activity Report – January 2018

Staff Recommendation

That the staff report titled “Richmond Fire-Rescue Monthly Activity Report – January 2018”, dated February 14, 2018 from the Fire Chief, Richmond Fire-Rescue, be received for information.

Tim Wilkinson
Fire Chief
(604-303-2701)

Att. 2

REPORT CONCURRENCE	
CONCURRENCE OF GENERAL MANAGER	
REVIEWED BY STAFF REPORT / AGENDA REVIEW SUBCOMMITTEE	INITIALS: CS
APPROVED BY CAO	

Staff Report

Origin

This report provides Council with an update on Richmond Fire-Rescue (RFR) activities. RFR is reporting on its activities in support of its mission:

To protect and enhance the City's livability through service excellence in prevention, education and emergency response.

This report supports Council's 2014-2018 Term Goal #1 A Safe Community:

Maintain emphasis on community safety to ensure Richmond continues to be a safe community.

Analysis

Community Involvement

RFR advances public awareness, education and community bridge building by participating in training events, community activities and social media.

Community event participation during January 2018 included: the Health and Safety Fair for Skilled Immigrants for Back in Motion Rehab Incorporated and the Christmas Tree Chip event, organized by the Firefighters Union Charitable Association and attended by volunteer staff.

Staff engaged with over 240 children and adults during January, continuing to develop effective interagency relationships and partnerships within the community.

Emergency Response

RFR's goal is to respond to events in a manner where loss of life, reduction of property damage and protection of the environment is mitigated. In January 2018 there were a total 975 incidents, representing a 2.6 per cent reduction in calls from January 2017 (Attachment 1). The average time on scene for RFR crews was 27 minutes, a decrease of four per cent from 2017. This is due to the nature and severity of each call and the duration on scene.

In January 2018 there were 25 reportable fires to the office of the Fire Commissioner, representing a 26.5 per cent decrease from January 2017. The average figure for fires reported in January, over the last five years, is 24.2, thus reportable fires in the month of January remains consistent with year over year trends. In January 2018, 93 apparatus were used and 292 fire personnel attended.

Fire damage and property losses during January 2018 are estimated at \$144,858. This total includes \$113,628 for building/asset loss and \$31,230 for content loss. The total building/asset and content value at risk was estimated to be \$123,420,278 and the total value preserved from damage was \$123,275,420. These numbers translate to 99.9 per cent of value protected (Table 1), this figure the same as the 99.9 per cent protected value observed in 2017.

Table 1: Fire Calls By Type and Loss Estimates – January 2018						
Incident Type Breakdown	Call Volume	Estimated Building / Asset Value (\$)	Estimated Building / Asset Loss (\$)	Estimated Content Value (\$)	Estimated Content Loss (\$)	Estimated Total Value Preserved (\$)
Residential: Single family	4	4,935,300	13,500	1,386,400	10,600	6,297,600
Multi family	8	50,559,600	20,000	25,408,750	20,600	75,927,750
Commercial / Industrial	2	50,000	-	1,000,000	-	1,050,000
Outdoor	7	35,000,200	100	5,000,000	30	40,000,070
Vehicle / Vessel	4	80,028	80,028	-	-	-
Totals*	25	90,625,128	113,628	32,795,150	31,230	123,275,420

*The dollar losses shown in this table are preliminary estimates. They are derived from RFR's record management system and are subject to change due to delays in reporting and confirmation of actual losses from private insurance agencies (as available).

Fire crews minimized loss and limited fires to the place of origin in these notable January 2018 incidents:

- Medical incident at a manufacturing facility on Vulcan Way. Crews responded to a worker who was entrapped in machinery. CPR was initiated by RFR crews and attempts to revive the patient were unsuccessful. The Critical Incident Stress Management (CISM) team was initiated and a critical incident debriefing was provided for staff post the event.
- Medical incident at a commercial property on Triangle Road. On arrival, RFR crews were directed to an unresponsive male who had struck his head causing him to go into cardiac arrest. The patient was removed from his location so crews could perform CPR with an Automatic External Defibrillator (AED). Once the patient was stabilized RFR crews assisted BC Ambulance Service (BCAS) with patient transfer to an ambulance. An RFR member assisted BCAS in the ambulance en route to Vancouver General Hospital. Due to the nature of the call RCMP attended. The six members of RFR who attended the incident were provided with a critical incident stress debrief following the event.
- Fire at a residential property on Minoru Boulevard. Arriving crews saw smoke and fire coming from the roof of a three story condominium. Fortis BC, BC Hydro, BCAS and RCMP were requested to attend en route. The fire was located by crews in a patio area on the top level of the building. Multiple onsite crews attacked and extinguished the fire and prevented the spread of the fire to other parts of the building. Due to the fire some families were displaced and Emergency Social Services were requested to attend and assist the families. A Fire Investigator also attended.


- Fire at a residential property on Palmer Road. Arriving crews were notified that the small ceiling kitchen fire was under control by the onsite workers. After further investigation by RFR crews using a Thermal Imaging Camera, they found that the fire had extended into the eaves on the second floor and was now located in the bathroom area. Crews attacked and extinguished the fire then checked other areas for signs of fire; none were found. Hydro, RCMP and BCAS also attended the scene.

Financial Impact

None.

Conclusion

During January 2018, calls for service decreased by 2.6 per cent from January 2017. RFR will continue to monitor these activities to identify trends and ensure potential solutions.



Tim Wilkinson
Fire Chief
(604-303-2701)

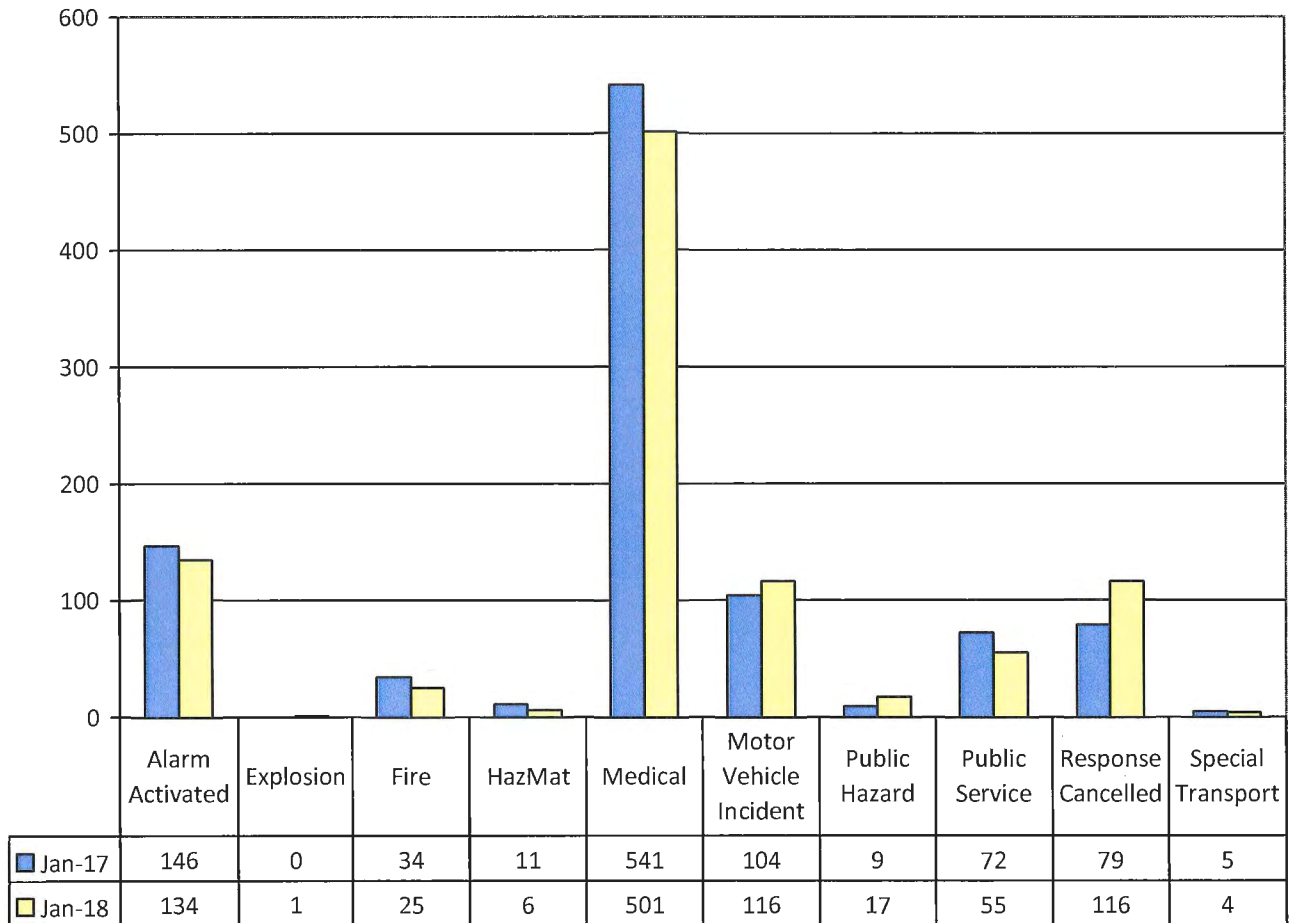
TW:js

- Att. 1: Suppression Activity
2: Location of January's Fire, Medical and MVIs

Calls for Service Volumes

The following chart provides a month to month comparison regarding incidents occurring in January 2017 and 2018. In January 2018, there were a total of 975 incidents, compared to 1,001. This represents a decrease of 2.6 per cent.

Table 2: January 2017 & 2018 Calls for Service Volumes



Call Type Legend:

HazMat: includes fuel or vapour; spills, leaks, or containment

Medical includes: cardiac arrest, emergency response, home or industrial accidents

Public Hazard includes: aircraft emergency, bomb removal standby, object removal, or power lines down

Public Service includes: assisting public, ambulance or police, locked in/out, special events, trapped in elevator, water removal

First Responder Totals

Medical first responder incidents comprised 51.4 per cent of the total emergency responses for RFR during the month of January 2018. A detailed breakdown of the medical incidents for January 2018 and 2017 is set out in the following table by sub-type. There were a total of 501 medical incidents in January 2018 compared to 541 in January 2017, a decrease of 7.4 per cent.

Table 3a: January 2017 & 2018 Medical Calls by Type

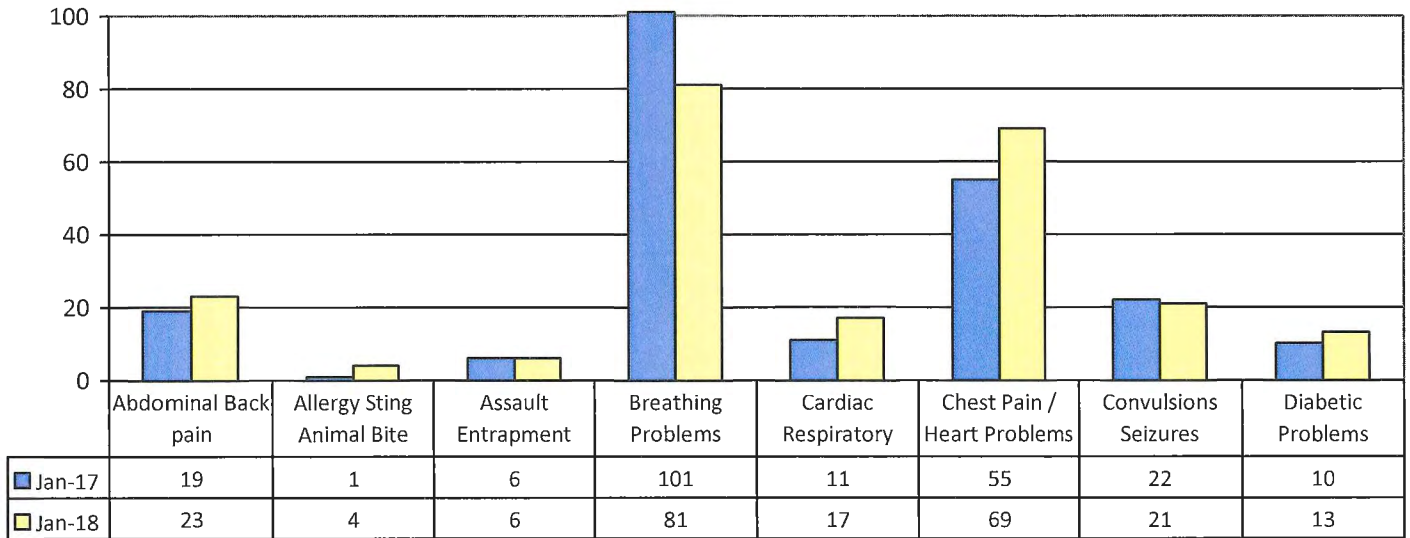
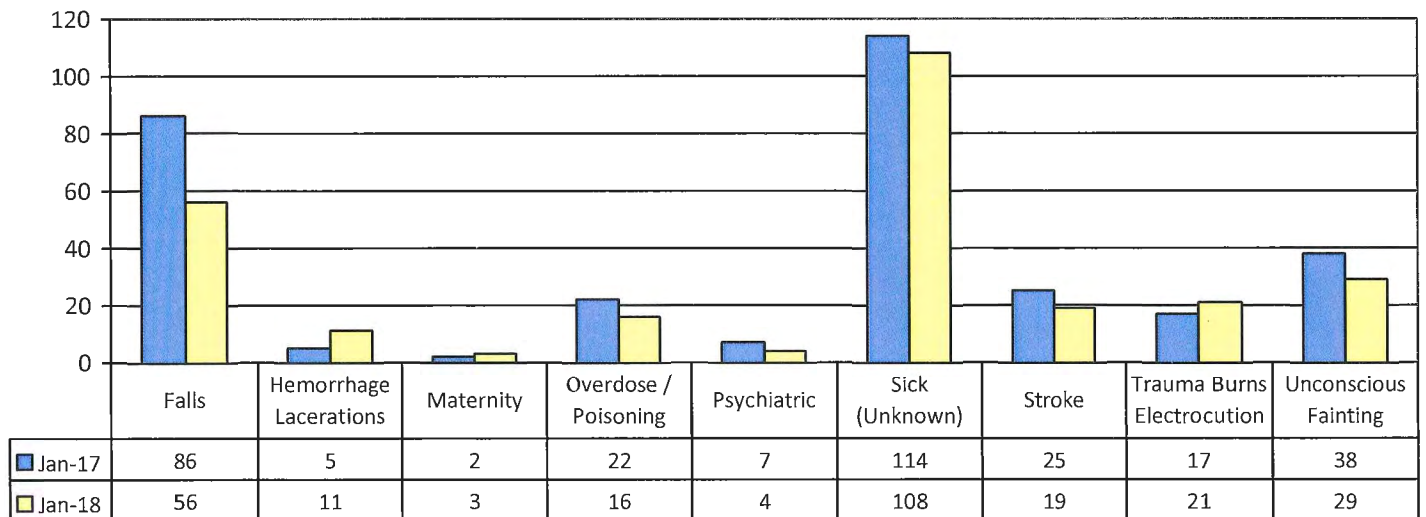


Table 3b: January 2017 & 2018 Medical Calls by Type



Fire Investigations

The fire investigation statistics for January 2018 are listed below:

Table 4: Total Fire Investigation Statistics – January			
	Suspicious	Accidental	Undetermined
Residential - Single-family	1	3	-
Residential - Multi-family	-	6	2
Commercial/Industrial	-	2	-
Outdoor	5	1	1
Vehicle	-	1	3
Totals	6	13	6

RFR investigators report all suspicious fires to the RCMP, while working alongside RCMP staff to address potential risks to the community.

Hazardous Materials

Table 5: HazMat Calls By Type – January	
	Details
Natural Gas / Propane Leaks (small)	5
Unclassified	1
Totals	6

Figure 1: Location of reportable fires attended in January (total 25)

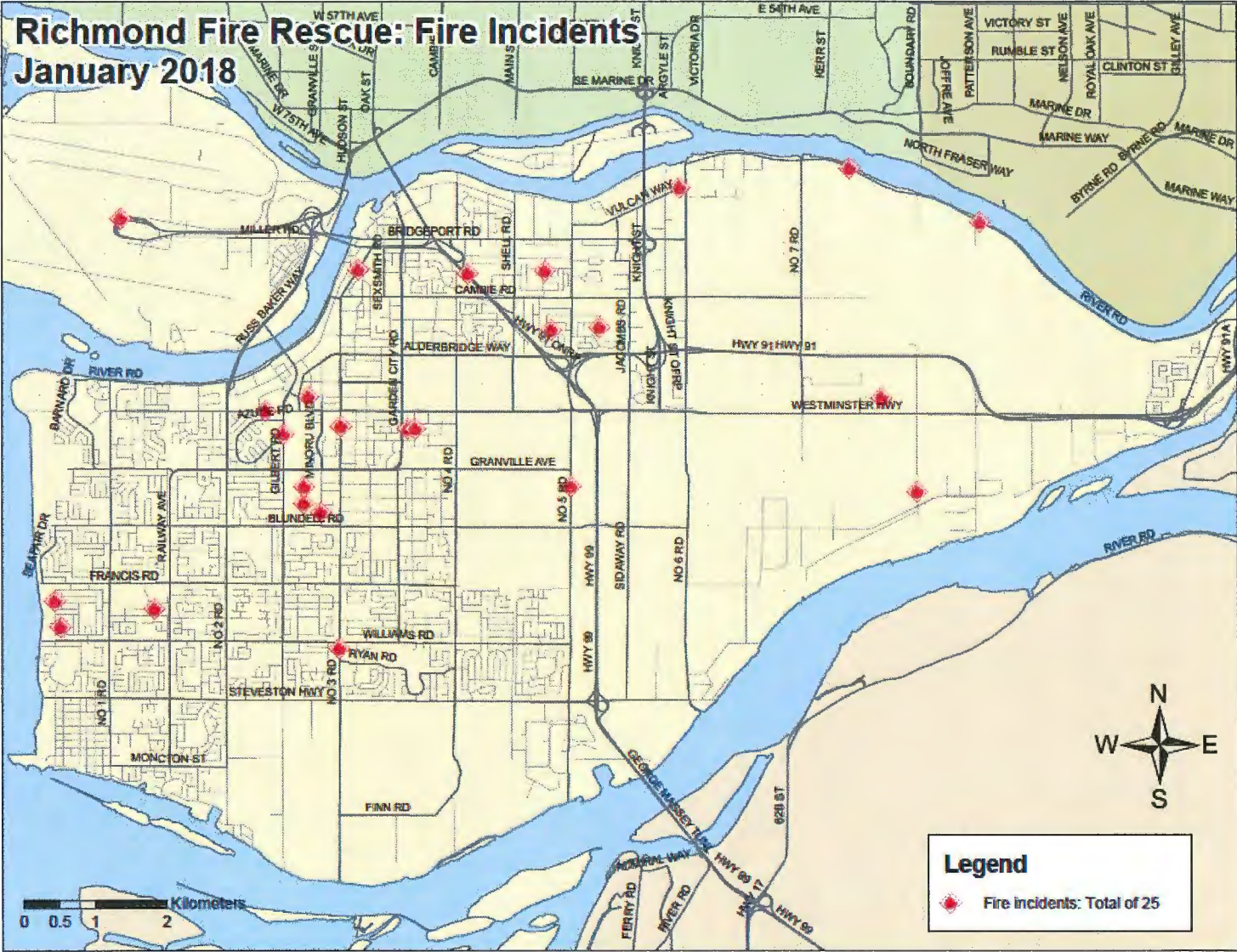


Figure 2: Location of medical calls in January (total 501)

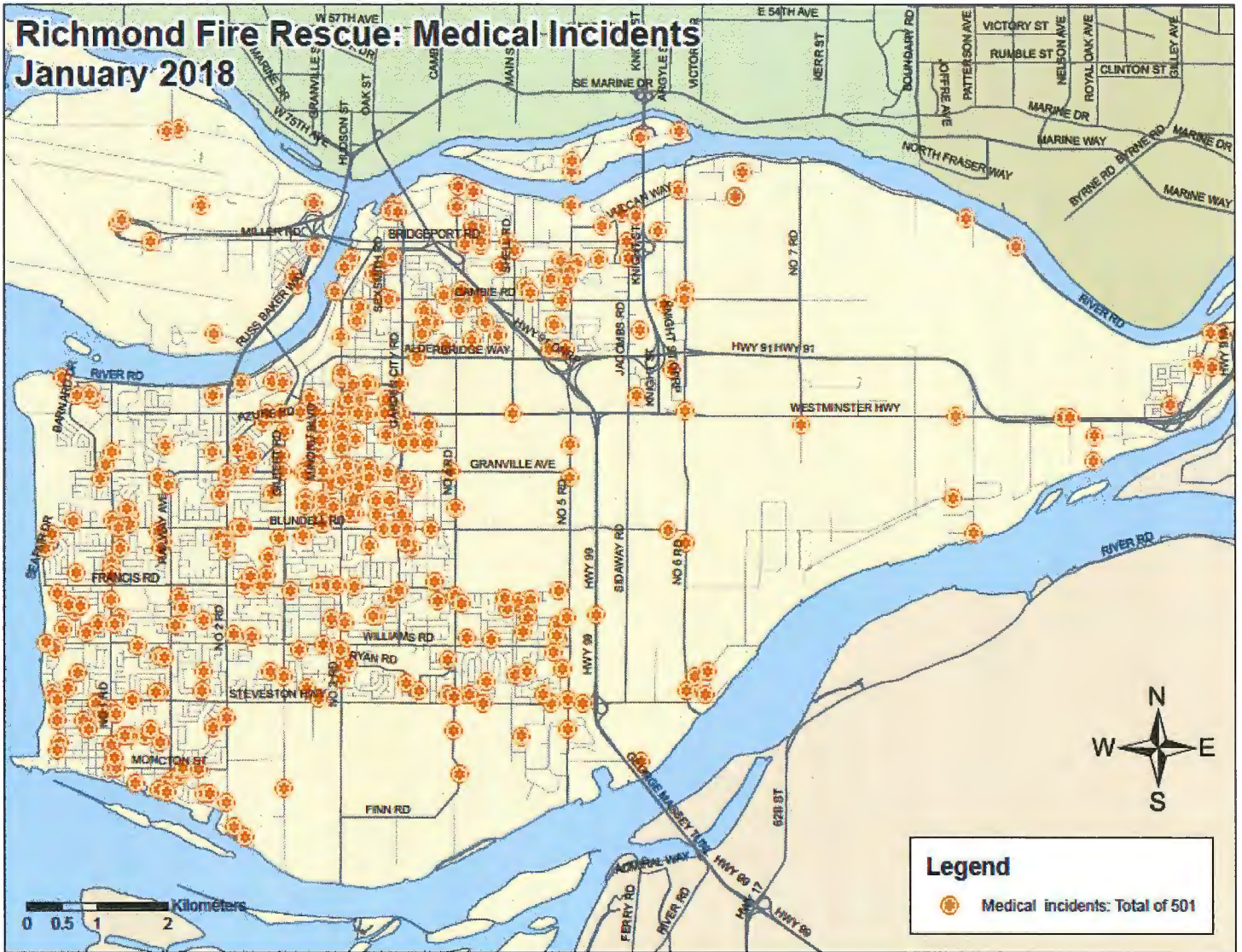


Figure 3: Location of MVI calls in January (total 116)

