



City of Richmond

Report to Committee

To: Community Safety Committee

Date: November 14, 2025

From: Jim Wishlove
Fire Chief

File 09-5140-01/2025-Vol
01

Re: Richmond Fire-Rescue Monthly Activity Report – October 2025

Staff Recommendation

That the report titled “Richmond Fire-Rescue Monthly Activity Report – October 2025”, dated November 14, 2025, from the Fire Chief, be received for information.

Jim Wishlove
Fire Chief
(604-303-2715)

Att. 1

REPORT CONCURRENCE	
CONCURRENCE OF GENERAL MANAGER 	
SENIOR STAFF REPORT REVIEW	INITIALS:
APPROVED BY CAO 	

Staff Report

Origin

This report highlights activities, information, and statistics related to calls for service and community initiatives by Richmond Fire-Rescue in October 2025.

This monthly report supports Council's Strategic Plan 2022-2026 Focus Area #3, A Safe and Prepared Community:

Community safety and preparedness through effective planning, strategic partnerships and proactive programs.

Analysis

Significant Events

Richmond Fire-Rescue (RFR) emergency response crews minimized harm, limited damage and stopped fire spread from the point of origin, and performed life-saving interventions in these notable October 2025 incidents¹:

Structure Fire on Gollner Avenue

On October 15, 2025, RFR emergency crews responded to a structure fire on Gollner Avenue. The fire was located in the mechanical room of a high-rise building. Upon arrival, the first-in crews found a small amount of smoke and flames coming from the east side of the mechanical structure. The fire was extinguished, and the building was inspected by crews for extension of the fire. A representative for the building attended. A Fire Investigator attended to identify cause and origin of the fire.

Structure Fire on Pearson Way

On October 17, 2025, RFR emergency crews responded to a structure fire on Pearson Way. The first-in crews discovered a fire on a third-floor balcony. An attack team was deployed from the interior while an aerial unit was deployed on the exterior. The fire was quickly extinguished with minimal damage to the building. The building was ventilated, and air monitoring was completed before the residents were allowed back inside. A Fire Investigator attended to identify cause and origin of the fire.

Structure Fire on Garden City Road

On October 24, 2025, RFR emergency crews responded to a structure fire on Garden City Road. On arrival, crews quickly attacked and were able to gain control of the fire in a defensive exterior attack. Once evaluated and determined safe, crews carried out an interior search and found the boarded-up property vacant. A Fire Investigator attended to identify cause and origin of the fire.

¹ Unless otherwise noted, no injuries were reported by the public or RFR personnel in the listed incidents.
8217029

Emergency Response

Table 1 provides incident data for October 2024 and October 2025. In October 2025, there were 1,121 reported incidents of all types, representing an overall increase of one per cent compared to the previous year.

Table 1: Total Incidents - October 2025					
	Incident Totals October (2025)	Incident Totals October (2024)	Number Change from October 2024 to 2025	Percentage Change from October 2024 to 2025	5 Year Average for October
Active Alarm	198	203	-5	-2	173
Explosion	0	0	0	0	0
Fire	31	31	0	0	39
Hazardous Materials	15	3	+12	+400	7
Medical	600	568	+32	+6	516
Motor Vehicle Incident	115	103	+12	+12	96
Public Hazard	8	8	0	0	8
Public Service	87	105	-18	-17	91
Response Cancelled/Unfounded	67	92	-25	-27	75
Specialized Transport	0	1	-1	-100	2
Technical Rescue	0	0	0	0	1
Total	1,121	1,114	+7	+1	1,008

The average time on scene in October 2025 for emergency response crews was 27 minutes per event, which is lower than the number recorded in October 2024: 33 minutes. The time spent on the scene can vary due to the nature and severity of each incident.

In October 2025, there were 31 fire incidents reported to the BC Office of the Fire Commissioner, which is the same as the number reported in October 2024. The average number of fires reported each October over the last five years is 39.

Fire damage and property losses during October 2025 are estimated at \$852,000. The total building/asset and content value at risk is estimated to be \$9,189,746, and the total value preserved from damage was \$8,337,746. Due to the complexity of the responses that fell within the Commercial/Industrial category, and the value of the components which were damaged due to fire, these numbers translate to 91 per cent of value protected (Table 2), which is lower than the value observed in 2024: 99 per cent

Table 2: Fire Incidents By Type and Loss Estimates - October 2025						
Incident Type Breakdown	Incident Volume	Estimated Building/ Asset Value (\$)	Estimated Building/ Asset Loss (\$)	Estimated Content Value (\$)	Estimated Content Loss (\$)	Estimated Total Value Preserved (\$)
Single Family Residence	1	-	-	-	-	-
Multi-Family Residence	6	675,000	4,500	26,500	4,500	692,500
Commercial/Industrial	3	6,055,246	30,000	2,432,000	812,000	7,645,246
Outdoor	21	-	-	1,000	1,000	-
Vehicle/Vessel	-	-	-	-	-	-
Totals²	31	6,730,246	34,500	2,459,500	817,500	8,337,746

RFR Public Outreach & Education

During October, RFR staff conducted the following public outreach and education activities:

- On October 2, RFR visited Pinegrove Place to provide bi-yearly in-service education related to fire safety for the staff at this long-term care facility.
- On October 3, RFR provided fire and life safety education for a group of young adults with special needs that are living semi-independently at Aspire Richmond.
- October 11, RFR set up the Community Relations Demonstration Apparatus and information booths to provide tours to children at the Home Depot Fire Prevention Week. Over 200 attendees participated in the event.
- October 16 & 29, Fire Hall and vehicle tours were provided for groups of new Canadians (SUCCESS). Over 70 attendees participated in the event.
- October 16, Fire and life safety education specific to the Meadow Walk Strata building was provided to the residents that attended.
- October 18, Fire and life safety education specific to the Westwater View Strata building was provided to the residents that attended.
- October 25, Fire Hall and vehicle tours were provided for a number of groups of Richmond residents, requested and scheduled through the RFR event request forms.
- October 30, RFR visited Thompson Elementary to provide a Personal Protective Equipment (PPE) demonstration to a class that successfully completed the grade 2/3 online education program.

Emergency Programs

Emergency Programs (EP) staff participated in the following engagement activities in October:

² The dollar losses shown in this table are preliminary estimates. They are derived from RFR's record management system and are subject to change due to delays in reporting and confirmation of actual losses from private insurance agencies (as available). Values under a threshold limit of \$1,000 will not be noted in the table.


- On October 2, EP participated in the annual Vancouver Airport full-scale multi-agency exercise. Emergency Programs, RFR, RCMP and Corporate Communications staff collaborated with airport staff and partner agencies in a simulated crash exercise validating communication and response protocols between the City and the airport in the event of an emergency.
- On October 15, EP hosted and facilitated the initial Sea Island Community Resilience workshop, in collaboration with the Sea Island Community Association. Starting with individual preparedness initiatives, this is the first in a pilot series of progressive workshops to foster and build community resilience. Once the pilot is fully underway, lessons learned may be replicated to other communities within the City.
- On October 16, EP tested the City Hall intercom system by facilitating a simulated earthquake drill for the Great BC Shakeout. In advance of the Great BC Shakeout, staff coordinated with Corporate Communications to share emergency preparedness information, tips and best practices through the City's social media channels, website and the CORI intranet.

Financial Impact

None.

Conclusion

Richmond Fire-Rescue continues to monitor activities to identify and create public outreach programs to respond to emerging trends and to promote effective prevention behaviours.



Jim Wishlove
Fire Chief
(604-303-2715)

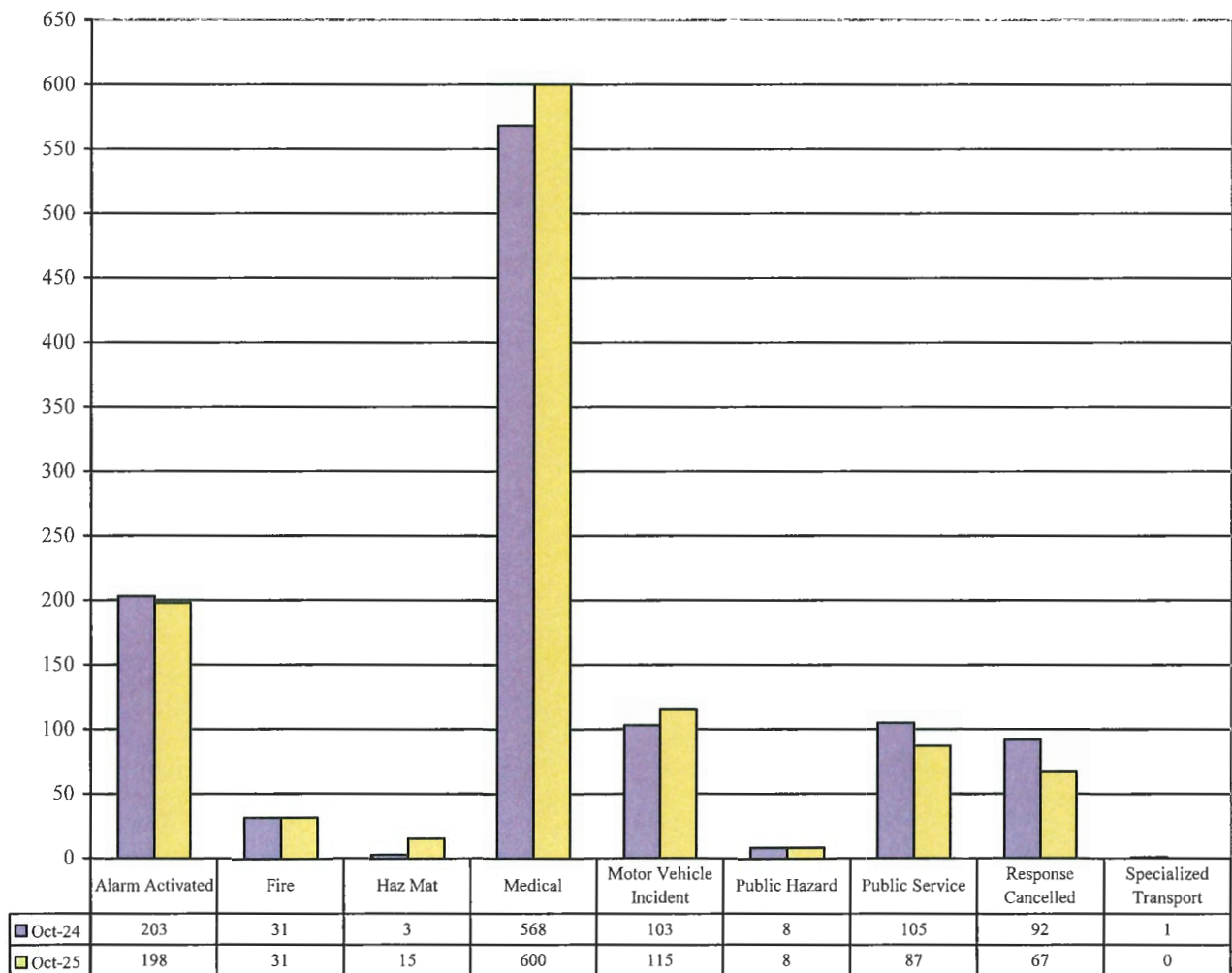
Att. 1: Emergency Response Activity for October 2025.

Emergency Response Activity for October 2025

Incident Volumes

The following chart provides a month-to-month comparison of incidents occurring in October 2024 and 2025. In October 2025, there were 1,121 total incidents, compared to 1,114 in October 2024. This represents an overall increase of 1 per cent between last year and 2025.

Table 3: October 2024 & October 2025 Incident Volumes



Incident Type Legend:

HazMat: includes fuel or vapour, spills, leaks, or containment

Medical includes cardiac arrest, emergency response, home or industrial accidents

Public Hazard includes object removal, or power lines down

Public Service includes assisting public, ambulance or police, locked in/out, special events, trapped in elevator, water removal

First Responder Totals

Medical first responder incidents comprised 54 per cent of the total emergency responses for RFR during October 2025. A detailed breakdown of the medical incidents for October 2024 and 2025 is set out in the following table by sub-type. There were 600 medical incidents in October 2025 compared to 568 in October 2024, an increase of 6 per cent.

Table 4a: October 2024 & October 2025 Medical Calls by Type

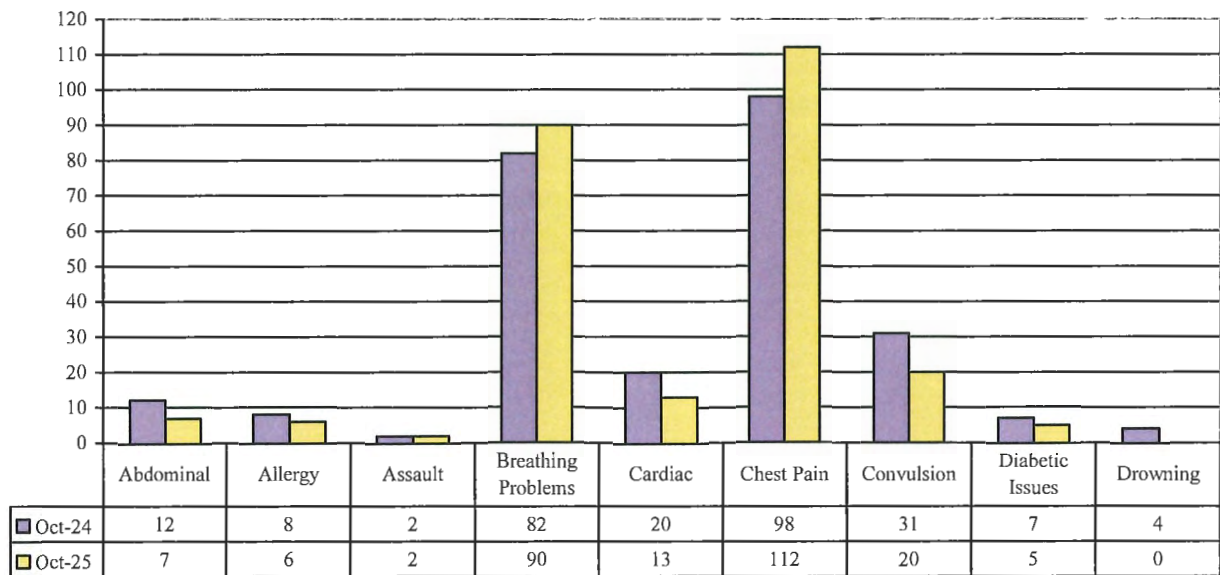
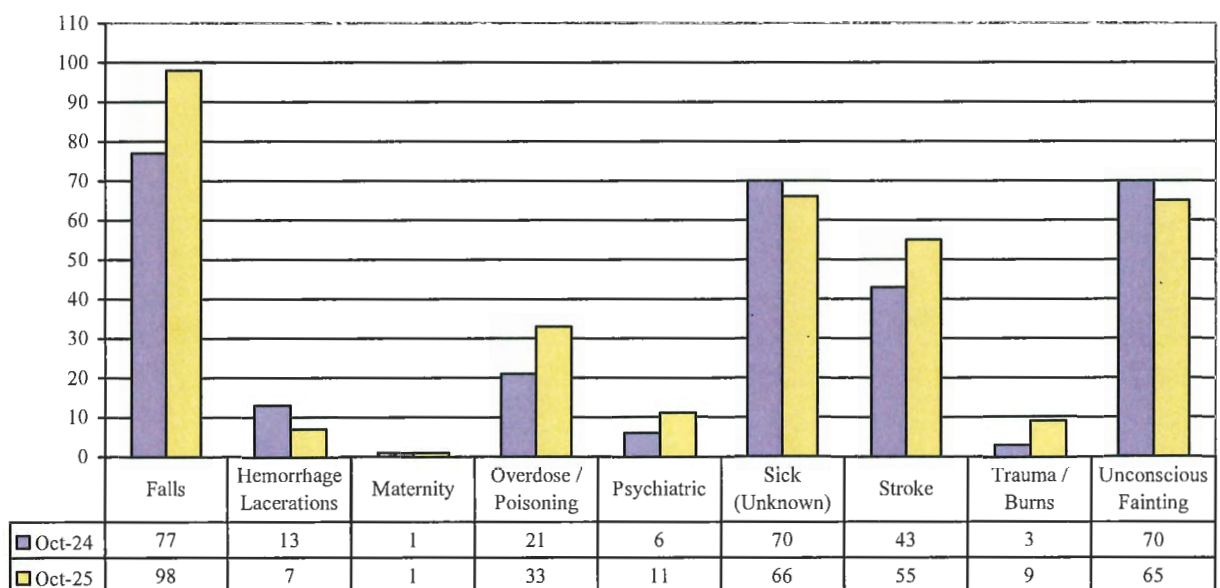


Table 4b: October 2024 & October 2025 Medical Calls by Type



Overdoses

The following chart provides the overdose/poisoning incident volume breakdown for October 2025. During October 2025, RFR staff administered Naloxone on three occasions.

Table 4c: Overdose / Poisoning Incidents by Type – October 2025	
Opioids	7
Alcohol	4
Medications	7
Unknown (no patient contact / refusal of treatment)	12
Other drug types (eg. Marijuana)	3
Totals	33

Fire Investigations

The fire investigation statistics for October 2025 are listed below:

Table 5: Total Fire Investigation Statistics – October 2025			
	Suspicious	Accidental	Undetermined
Residential - Single-family	0	0	1
Residential - Multi-family	0	5	1
Commercial/Industrial	0	2	1
Outdoor	11	7	3
Vehicle	0	0	0
Totals	11	14	6

Richmond Fire-Rescue investigators report all suspicious fires to the RCMP, while working alongside RCMP to address potential risks to the community and coordinate appropriate fire investigations.

Hazardous Materials

Table 6: Hazardous Materials Incidents by Type – October 2025	
	Details
Flammable/Combustible Liquids	2
Gasses (Natural / Propane)	12
Hazardous Materials - Unclassified	1
Totals	15

The following charts provide total incident volumes for fires, medical, motor vehicle, and overdose/poisoning incidents on a year-to-year comparison in October including year averages from 2016 to 2024.

Table 7a: Total Fire Calls for Service in October and year averages from 2016 to 2025

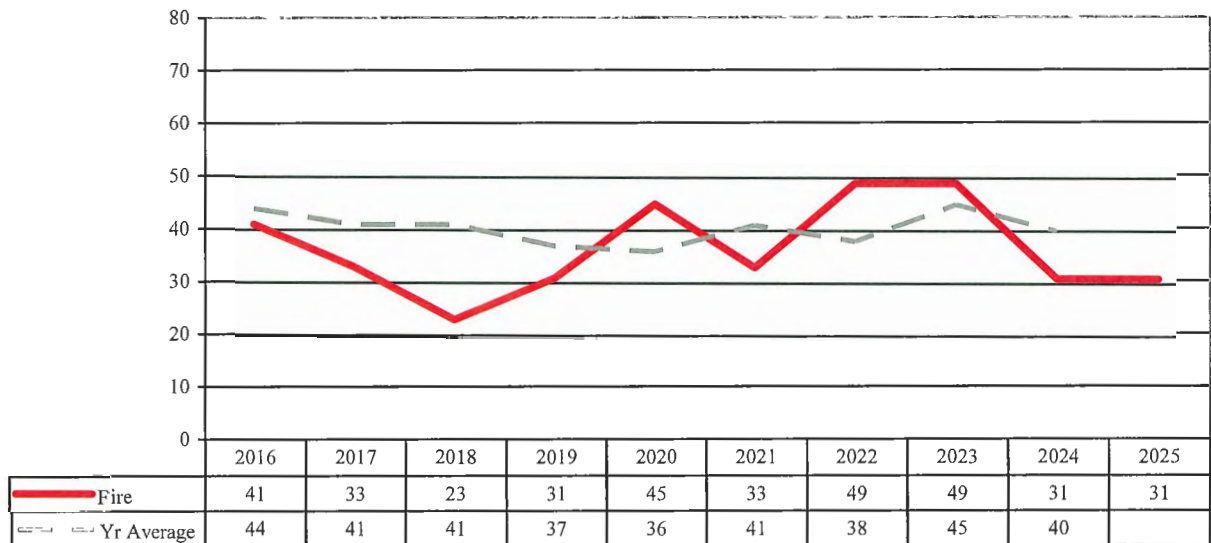
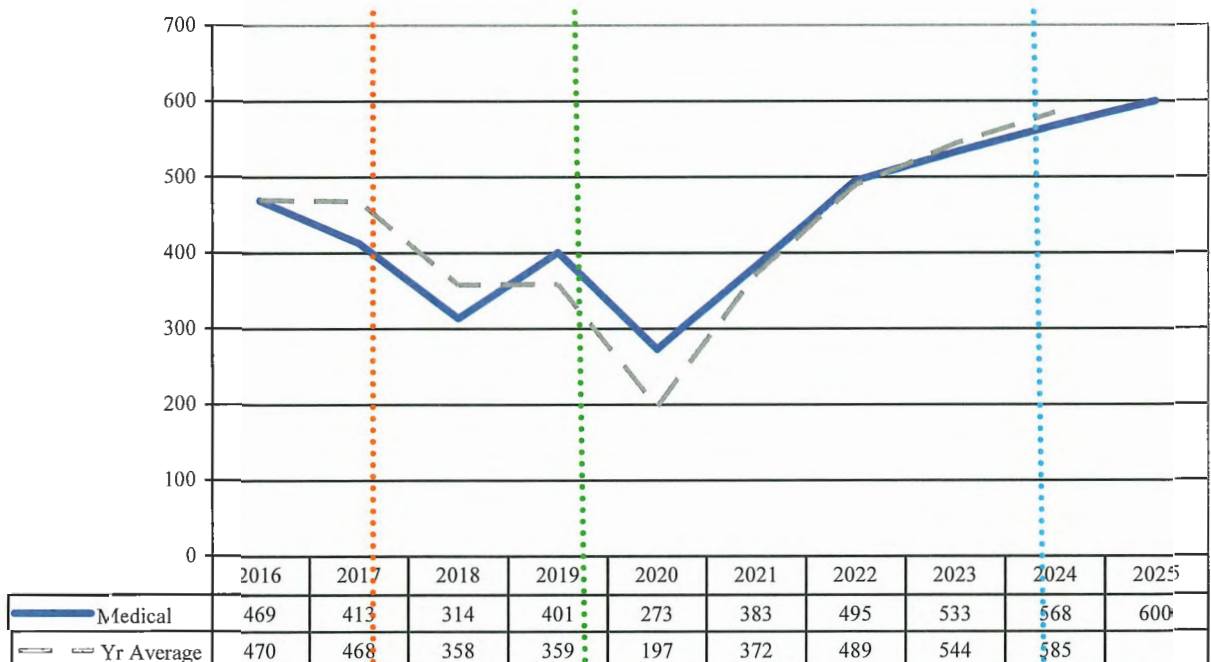


Table 7b: Total Medical Calls for Service in October and year averages from 2016 to 2025

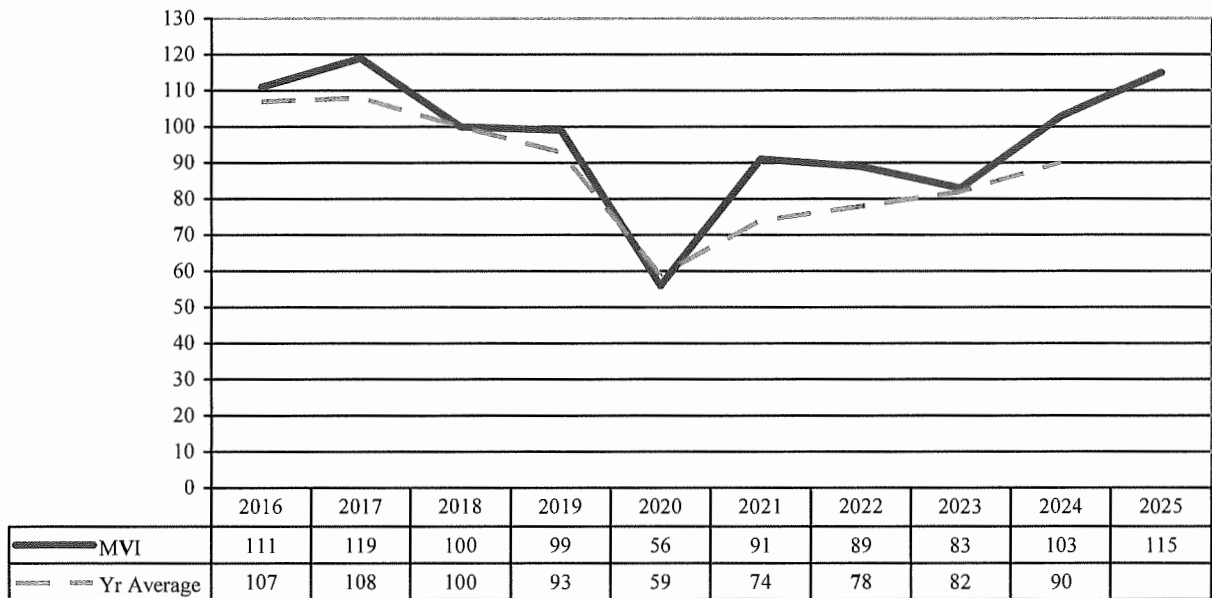


Changes to BC Emergency Health Services Clinical Response Model dispatch system (2017-2018)

Start of COVID-19 Pandemic

July 26, 2024 - Provincial Health Officer ended public health emergency for COVID-19

**Table 7c: Total Motor Vehicle Incident (MVI) Calls for Service in October
and year averages from 2016 to 2025**



**Table 7d: Total Overdose/Poisoning (ODP) Calls for Service in October
and year averages from 2016 to 2025**

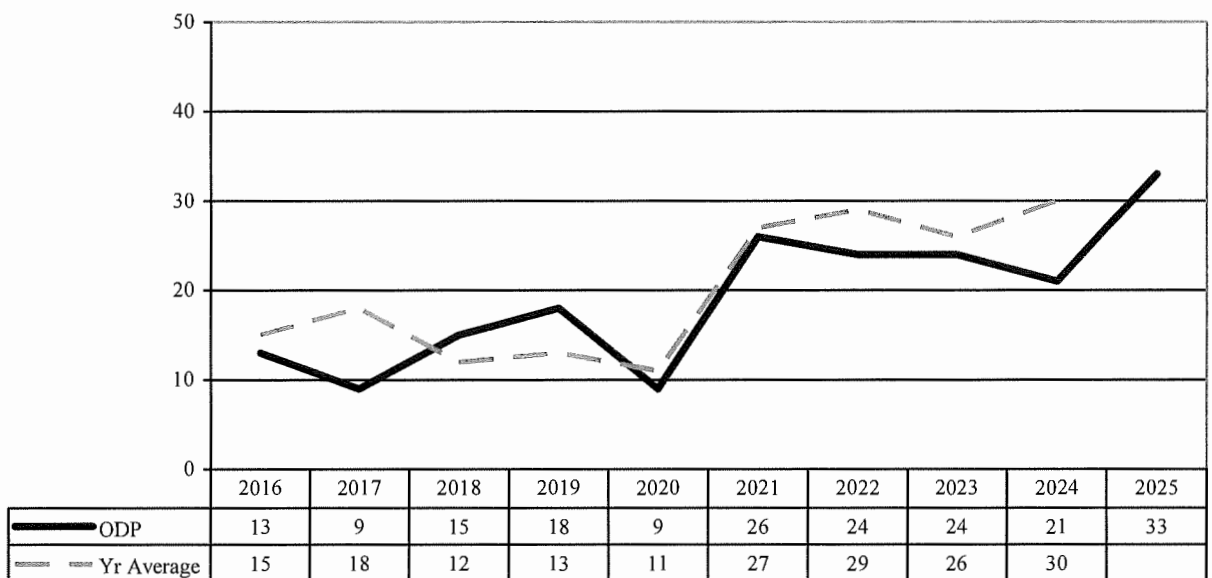


Figure 1a: Location of reportable fire incidents attended in October 2025 (total 31)

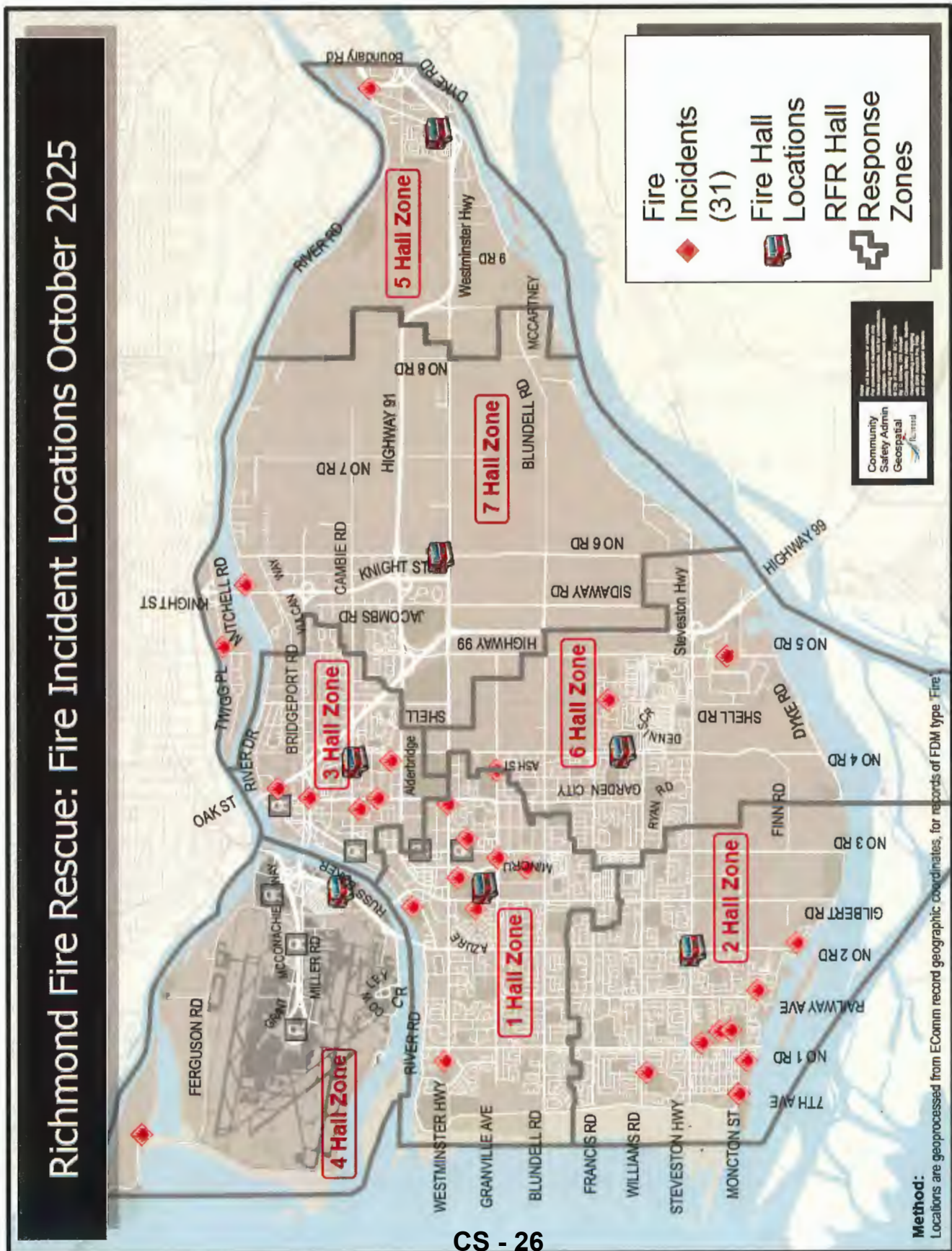


Figure 1b: Density of reportable fire incidents attended in October 2025 (total 31)

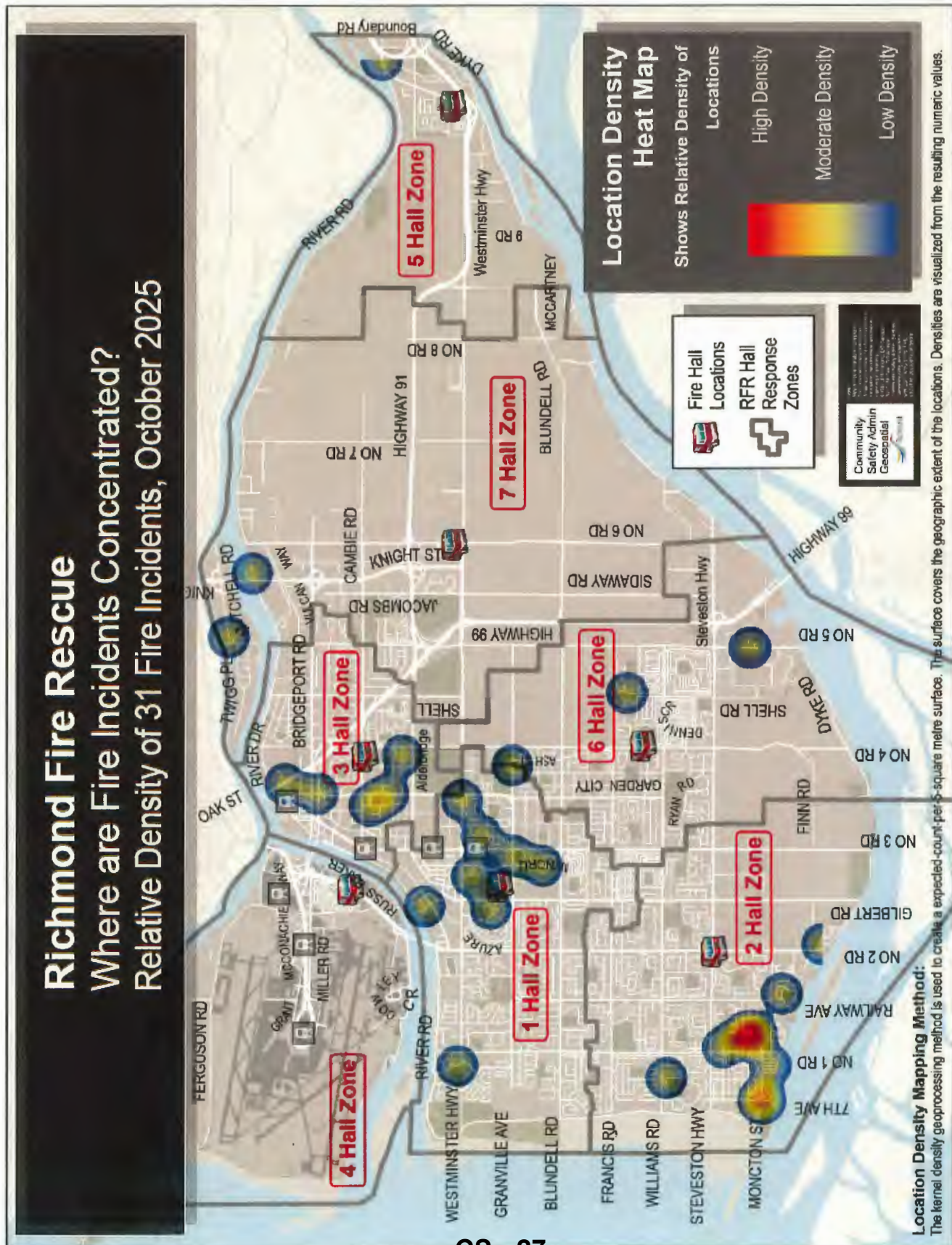


Figure 2a: Location of reportable medical incidents attended in October 2025 (total 600)

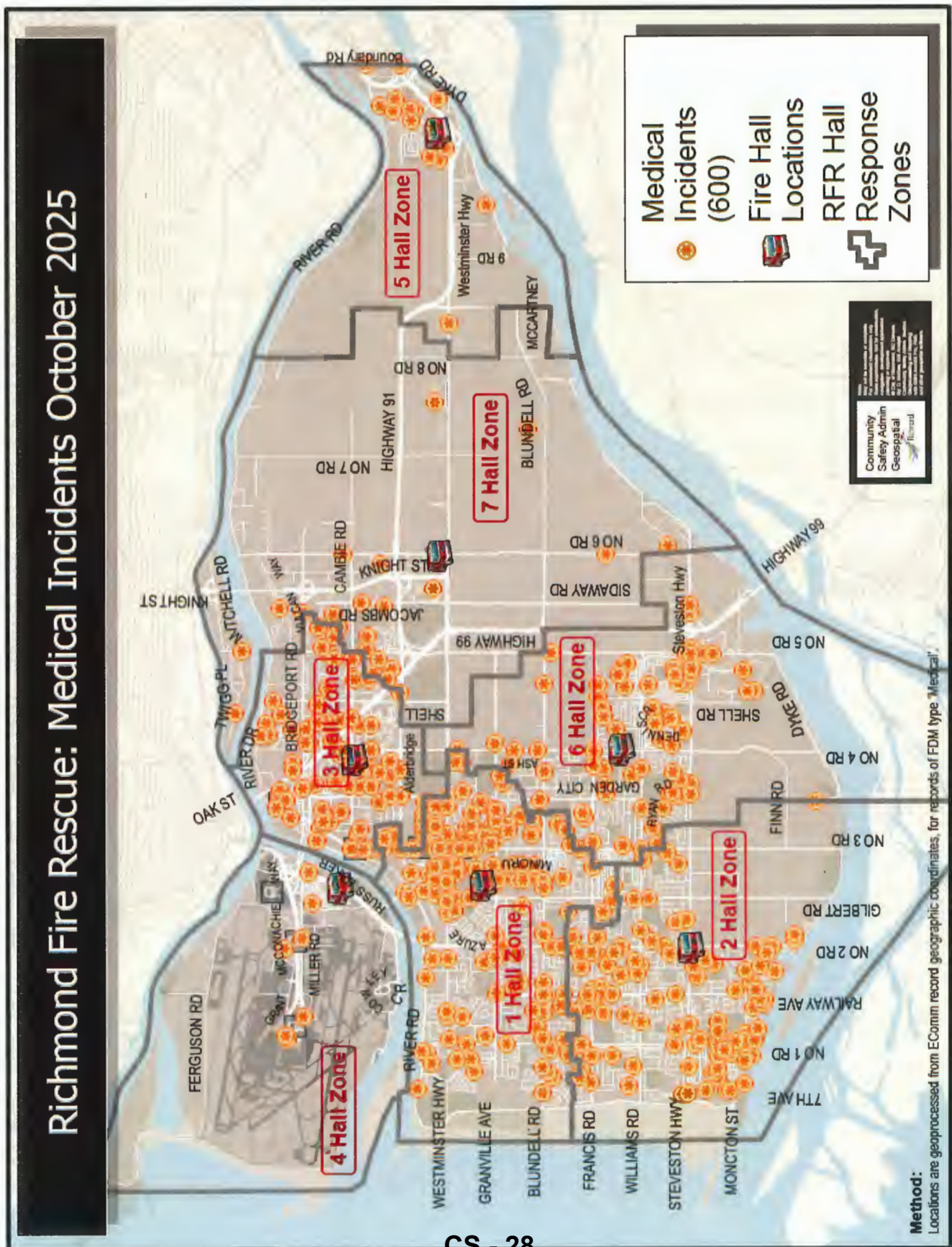


Figure 2b: Density of reportable medical incidents attended in October 2025 (total 600)

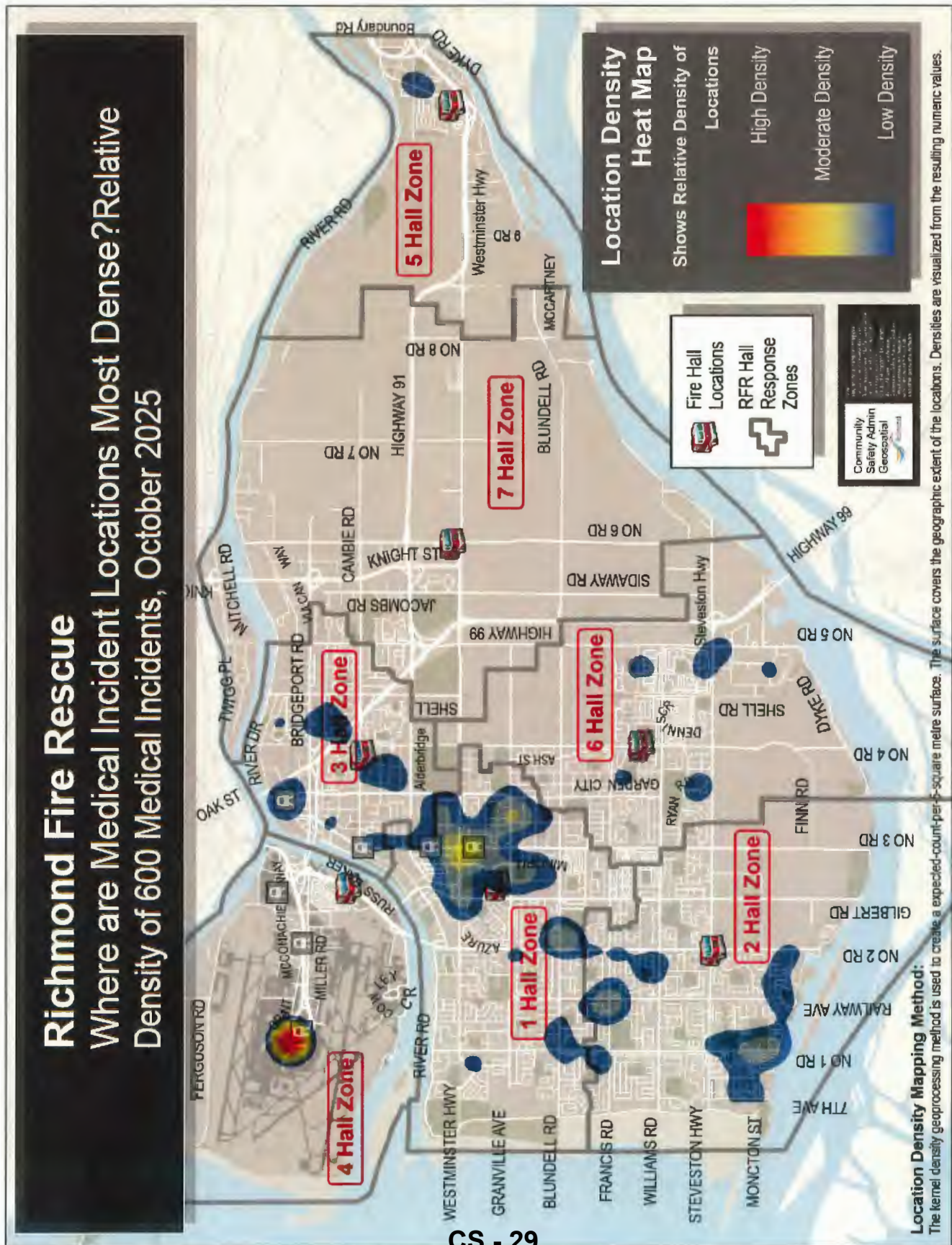


Figure 3a: Location of reportable motor vehicle incidents (MVIs) attended in October 2025 (total 115)

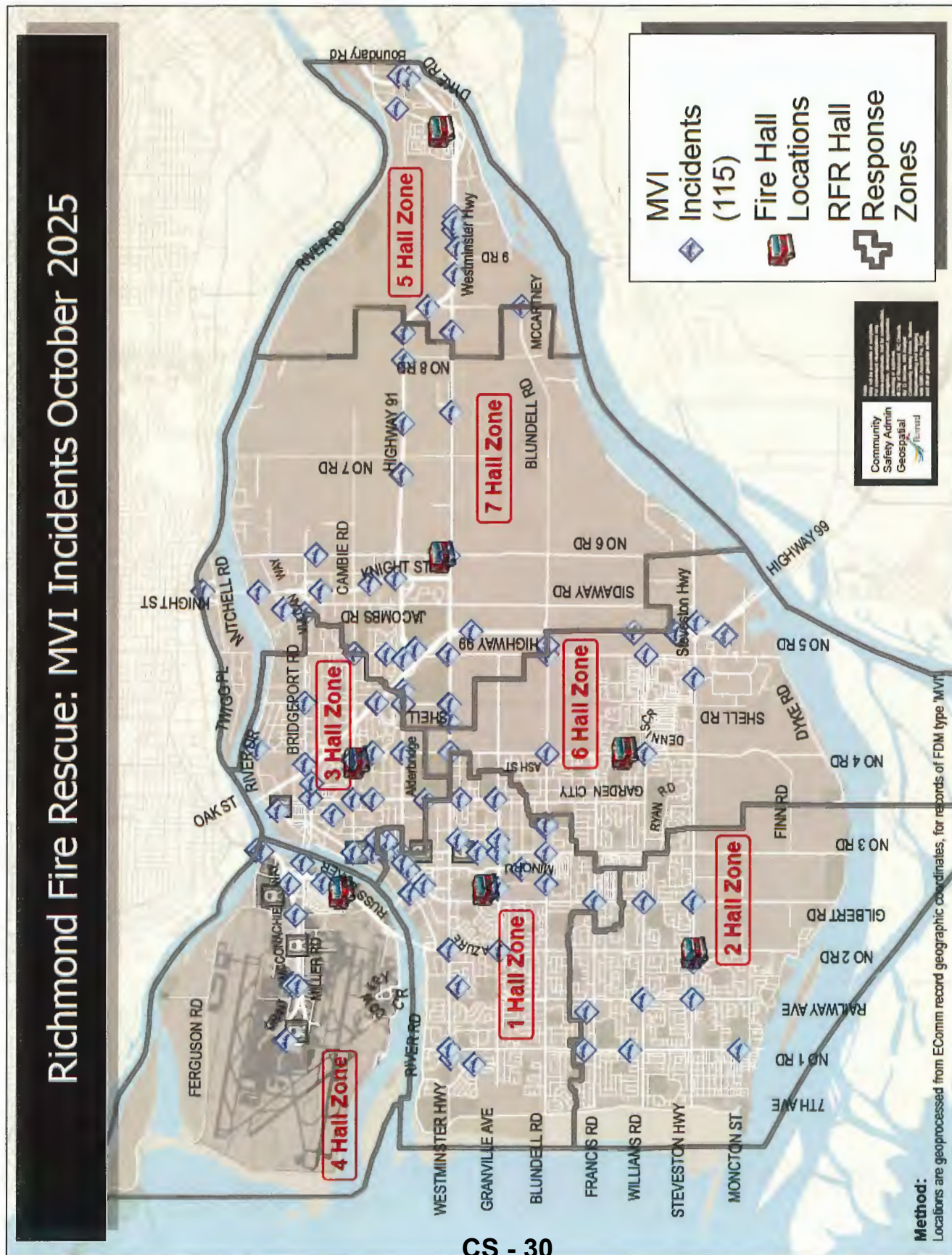


Figure 3b: Density of reportable motor vehicle incidents (MVIs) attended in October 2025 (total 115)

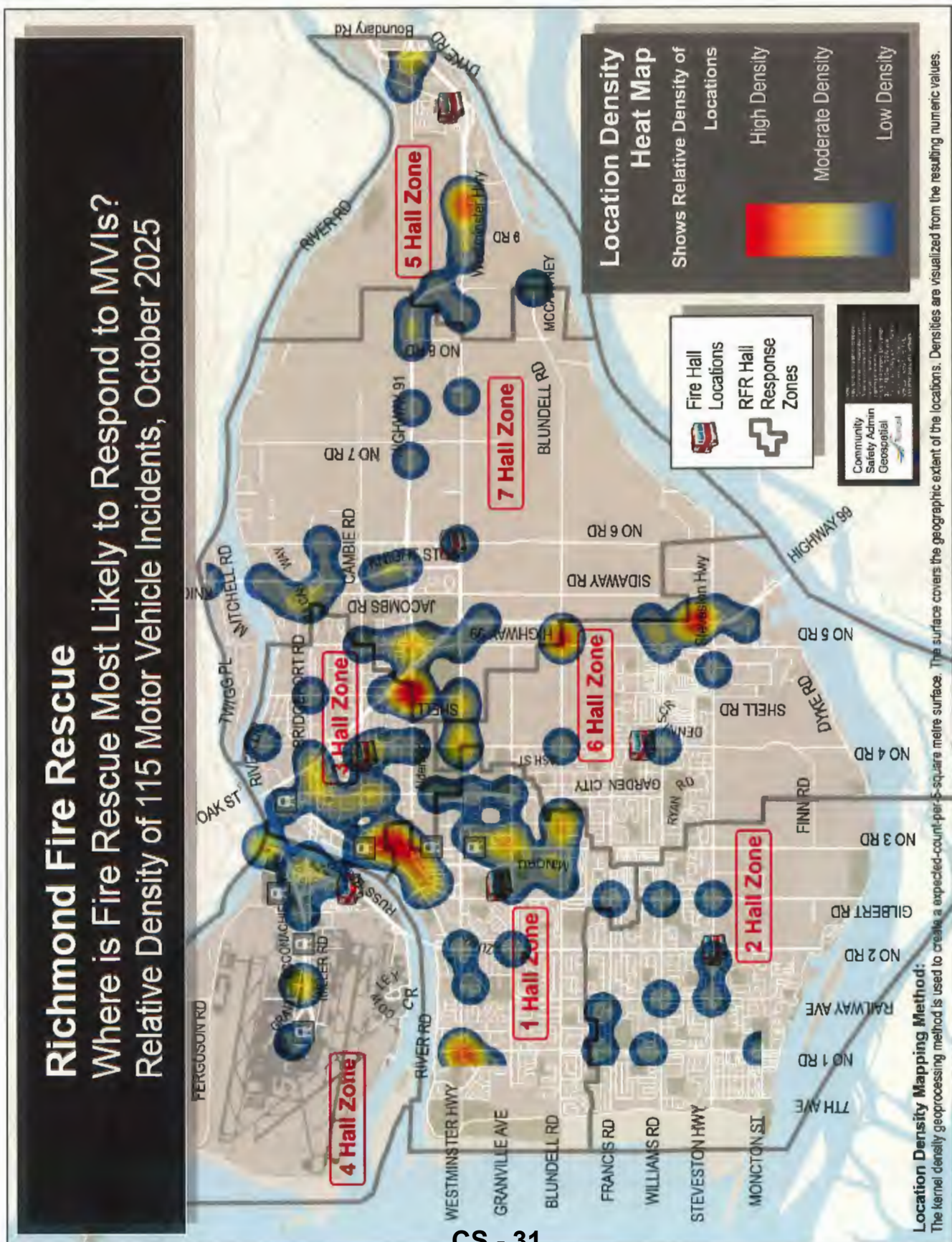


Figure 4a: Location of reportable overdose / poisoning incidents attended in October 2025 (total 33)



Figure 4b: Density of reportable overdose / poisoning incidents attended in October 2025 (total 33)

