



City of Richmond

Report to Committee

To: Community Safety Committee

Date: December 15, 2020

From: Tim Wilkinson
Fire Chief

File: 99-Fire Rescue/2020-
Vol 01

Re: Richmond Fire-Rescue Monthly Activity Report – November 2020

Staff Recommendation

That the staff report titled “Richmond Fire-Rescue Monthly Activity Report – November 2020”, dated December 15, 2020, from the Fire Chief, be received for information.

Tim Wilkinson
Fire Chief
(604-303-2701)

Att. 1

REPORT CONCURRENCE	
CONCURRENCE OF GENERAL MANAGER 	
SENIOR STAFF REPORT REVIEW	INITIALS:
APPROVED BY CAO 	

Staff Report

Origin

This report supports Council's Strategic Plan 2018-2022 Strategy #1 A Safe and Resilient City:

Enhance and protect the safety and well-being of Richmond.

Analysis

Emergency Response

Richmond Fire-Rescue (RFR) staff continue to support calls emanating from Health Orders issued by the Province to combat the COVID-19 pandemic as well as provide regular services to the community.

RFR's goal is to respond to events in a manner where loss of life, reduction of property damage and protection of the environment is mitigated. In November 2020 there were a total of 580 incidents, representing a 26 per cent decrease in calls from November 2019 (Attachment 1).

The average time on scene for RFR crews was 29 minutes, which was the same in 2019. Time on scene can vary due to the nature and severity of each call. RFR continues to experience decreases in medical responses due to the changes of the Provincial Health Orders and Medical Health Officer's direction.

Table 1: Total Incidents - November 2020

	Totals	Year to Date Totals	Percentage Change (November 2019)	Number Change (November 2019)
Alarm Active No Fire	107	1,369	-20%	-27
Explosion	0	2	0	0
Fire	19	403	-42%	-14
Haz-Mat	3	94	-63%	-5
Medical	274	2,049	-22%	-77
MVI	63	637	-50%	-64
Public Hazard	9	79	-10%	-1
Public Service	70	702	9.4%	6
Response Cancelled/Unfounded	33	394	-42%	-24
Specialized Transport	2	19	-60%	-3
Tech Rescue	0	2	0	0
Totals	580	5,749	-26%	-209

In November 2020 there were 19 reportable fires to the Office of the Fire Commissioner, representing a 42 per cent decrease from November 2019. The average figure for fires reported in November over the last five years is 25. RFR continues to monitor fire activities to identify and create programs to respond to emerging trends.

RFR's emergency fire response goal is to contain the fire to the room of origin. The room of origin standard is especially important in terms of fire loss, which increases significantly once the fire leaves the room of origin.

Fire damage and property losses during November 2020 are estimated at \$64,950. This total includes \$9,500 for building/asset loss and \$55,450 for content loss. The total building/asset and content value at risk was estimated to be \$34,024,960 and the total value preserved from damage was \$33,960,010. These numbers translate to 99 per cent of value protected (Table 1); this is higher than the 98 per cent protected value observed in 2019.

Incident Type Breakdown	Call Volume	Estimated Building/Asset Value (\$)	Estimated Building/Asset Loss (\$)	Estimated Content Value (\$)	Estimated Content Loss (\$)	Estimated Total Value Preserved (\$)
Residential: Single family	3	645,700	2,000	71,510	1,250	713,960
Multi family	4	32,373,150	2,500	53,100	52,700	32,371,050
Commercial/Industrial	1	875,000	-	-	-	875,000
Outdoor	8	-	-	1,500	1,500	-
Vehicle/Vessel	3	5,000	5,000	-	-	-
Totals*	19	33,898,850	9,500	126,110	55,450	33,960,010

* The dollar losses shown in this table are preliminary estimates. They are derived from RFR's record management system and are subject to change due to delays in reporting and confirmation of actual losses from private insurance agencies (as available).

Training and Public Education

Fire Training staff facilitated multiple training activities during November including; Ground Survival, Playbook, Pool Officer Training and Auto-X Vehicle Instruction.

During November, public education events remained on hold. Fire staff continued to create and post educational videos on the RFR Facebook and website pages.

Significant Events

Fire crews minimized harm and limited fires to the place of origin in these notable November 2020 incidents:

- **November 1 – Residential fire on Robson Drive.** Crews responded to reports of a structure fire. Once on scene, there was smoke visible from a kitchen fire and it was confirmed that all occupants were out of the home. The two occupants were escorted to BC Ambulance Services for assessment. Two fire crews remained on scene to ventilate the home. No injuries were incurred to RFR staff and a fire investigator attended the scene.
- **November 6 – Structure fire on Graybar Road.** This fire involved a temporary work shelter built around a large sailboat. The wooden structure had a roof made of poly plastic stretched over a metal frame. A fire had ignited the roof, which then melted and dripped flames onto the fibreglass boat below. Crews managed to quickly extinguish the fire. Both

the building and boat were damaged in the fire. No injuries occurred and a fire investigator attended the scene.

- **November 11 – Residential fire on Arcadia Road.** RFR crews arrived to a structure fire at an apartment building on Arcadia Road. The fire was limited to one suite on the second floor due to the fast attack and coordinated firefighting efforts of first-in suppression crews. There was smoke and water damage to adjacent units. One civilian was treated by BC Ambulance Services for minor smoke inhalation. One pet died and nine adults were displaced due to the fire. There are no injuries to any RFR personnel. Emergency programs assisted with managing the two occupants who were displaced from the affected suite.
- **November 19 – Industrial accident on No. 9 Road.** RFR crews responded to an industrial accident involving a fatality. Attending RFR staff were provided with Critical Incident Stress de-briefing after the event.


Financial Impact

None.

Conclusion

During November 2020, Richmond Fire-Rescue crews continue to experienced impacts on calls due to the decreases in medical responses due to the changes of the Provincial Health Orders and Medical Health Officer's direction.

Richmond Fire-Rescue does not expect this change to negatively impact emergency response and continues to monitor activities to identify and create programs to respond to emerging trends.



Tim Wilkinson
Fire Chief
(604-303-2701)

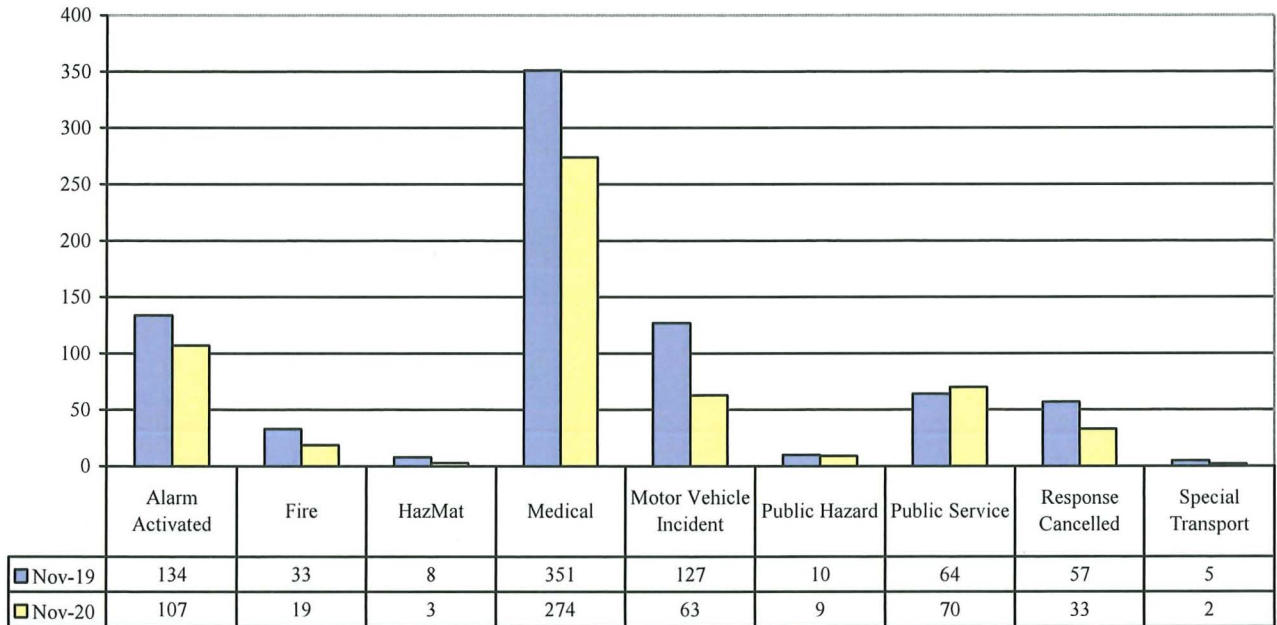
TW:js

Att. 1: Suppression Activity, including location of November's Fire, Medical and MVIs

Calls for Service Volumes

The following chart provides a month to month comparison regarding incidents occurring in November 2020 and 2019. In November 2020, there were a total of 580 incidents, compared to 789 in November 2019. This represents a decrease of 26 per cent.

Table 3: November 2019 & 2020 Calls for Service Volumes



Call Type Legend:
HazMat: includes fuel or vapour; spills, leaks, or containment
Medical includes: cardiac arrest, emergency response, home or industrial accidents
Public Hazard includes: aircraft emergency, bomb removal standby, object removal, or power lines down
Public Service includes: assisting public, ambulance or police, locked in/out, special events, trapped in elevator, water removal

First Responder Totals

Medical first responder incidents comprised 47 per cent of the total emergency responses for RFR during the month of November 2020. A detailed breakdown of the medical incidents for November 2019 and 2020 is set out in the following table by sub-type. There were a total of 274 medical incidents in November 2020 compared to 351 in November 2019, an increase of 22 per cent.

Table 4a: November 2019 & 2020 Medical Calls by Type

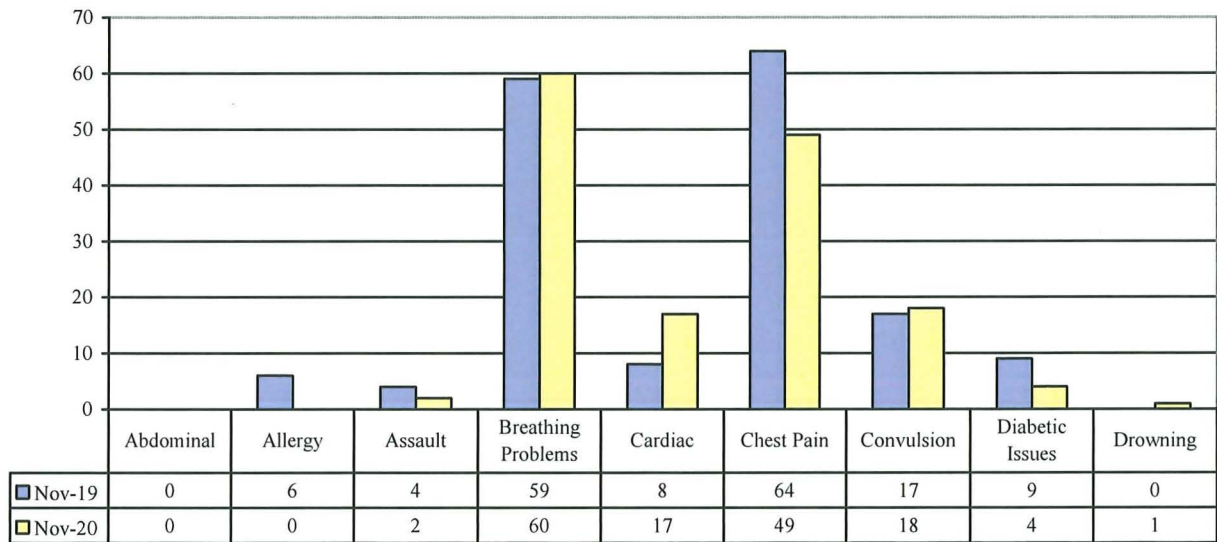
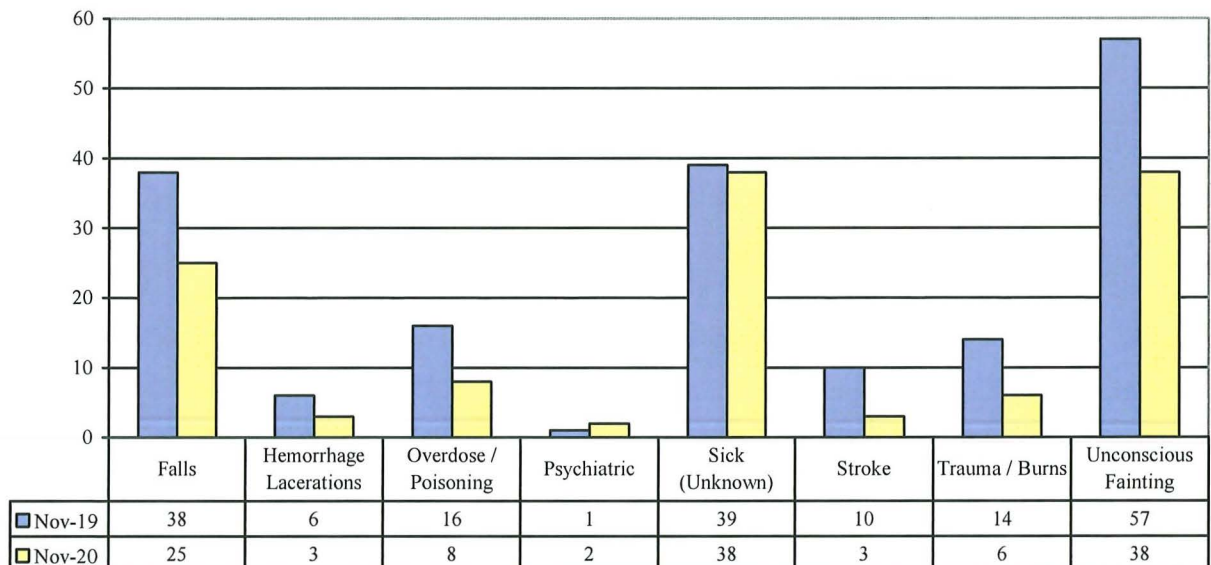


Table 4b: November 2019 & 2020 Medical Calls by Type



Fire Investigations

The fire investigation statistics for November 2020 are listed below:

Table 5: Total Fire Investigation Statistics – November 2020			
	Suspicious	Accidental	Undetermined
Residential - Single-family	-	2	1
Residential - Multi-family	1	2	1
Commercial/Industrial	-	-	1
Outdoor	2	4	1
Vehicle	2	-	1
Totals	5	8	5

Richmond Fire-Rescue investigators report all suspicious fires to the RCMP, while working alongside RCMP staff to address potential risks to the community.

Hazardous Materials

Table 6: HazMat Calls By Type – November 2020	
	Details
Natural Gas / Propane Leaks (small)	3
Totals	3

Figure 1: Location of reportable fires attended in November 2020 (total 19)

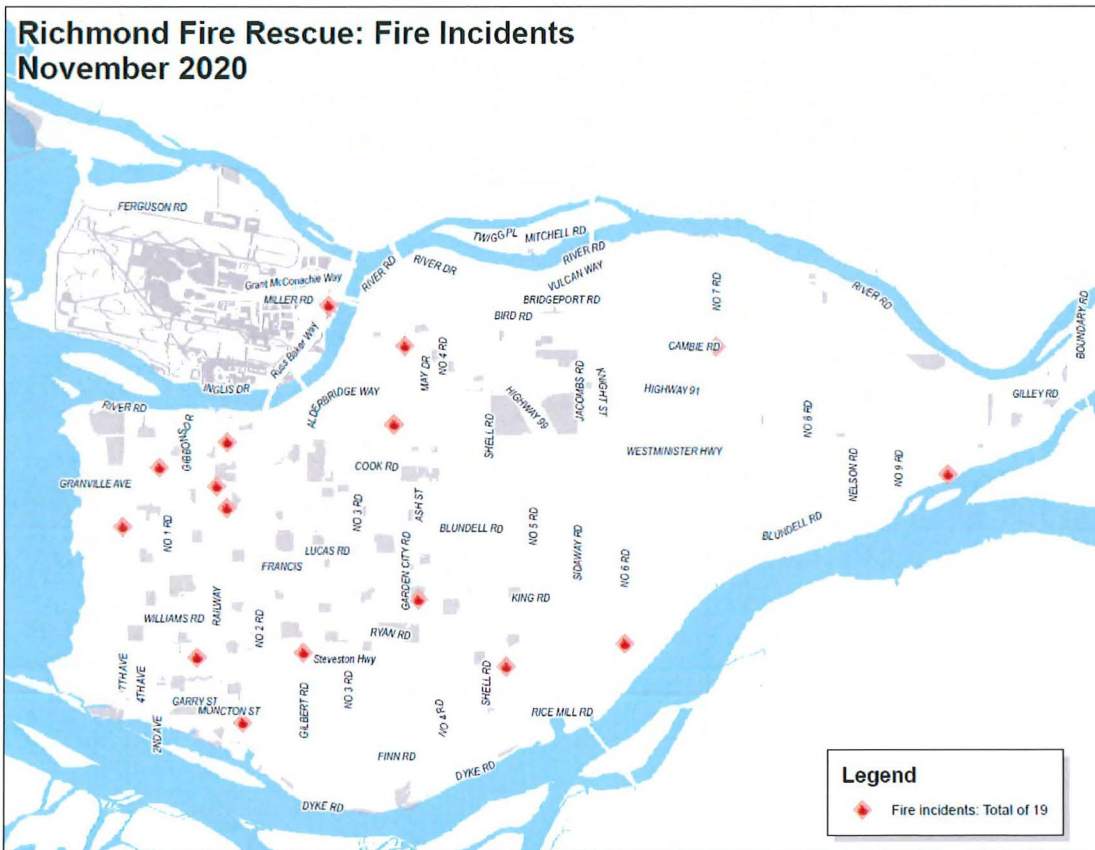


Figure 2: Location of medical calls in November 2020 (total 274)

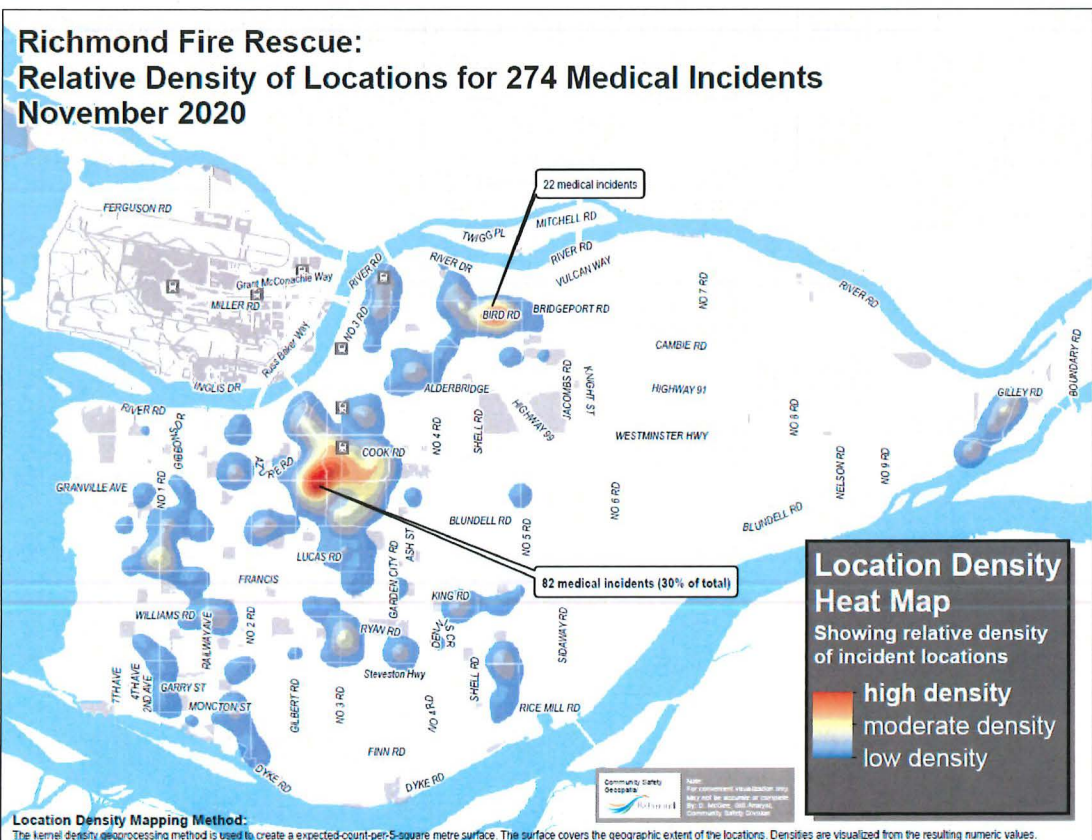
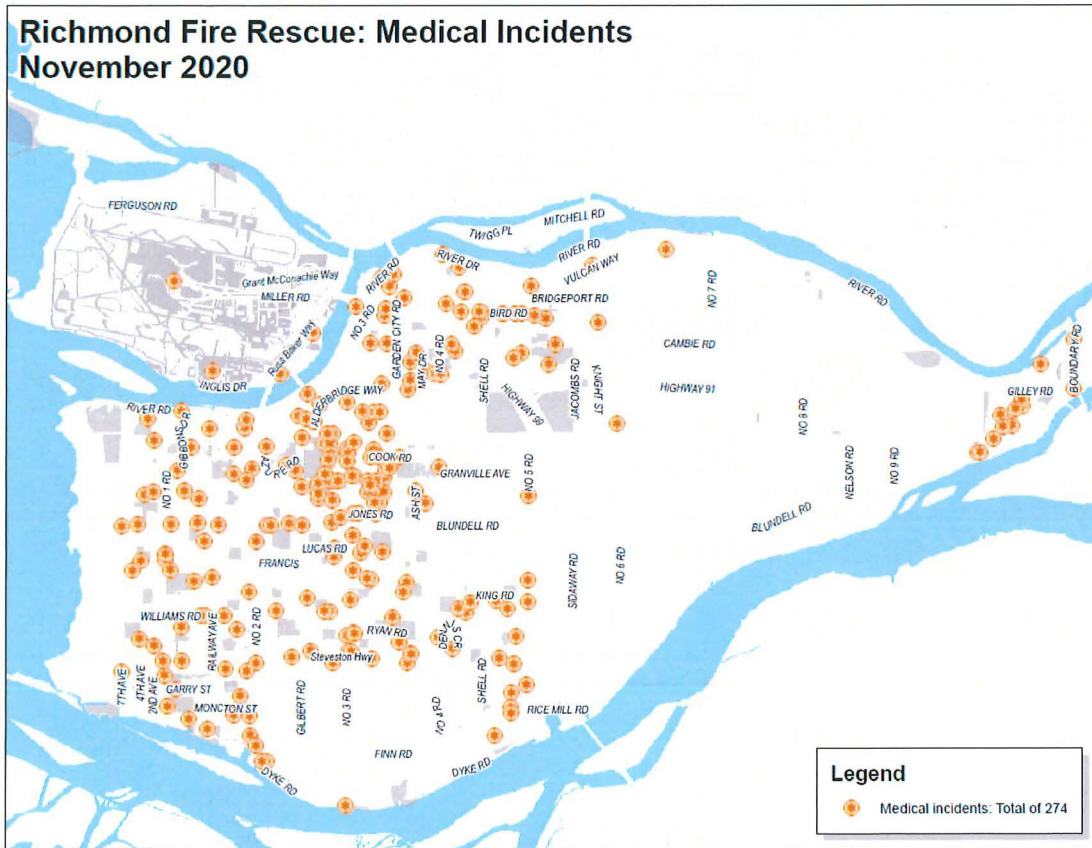


Figure 3: Location of MVI calls in November 2020 (total 63)

