



City of Richmond

Report to Committee




To: Community Safety Committee **Date:** August 5, 2014
From: John McGowan **File:** 09-5000-01/2014-Vol
 Fire Chief, Richmond Fire-Rescue 01
Re: **Richmond Fire-Rescue – July 2014 Activity Report**

Staff Recommendation

That the staff report titled “Richmond Fire-Rescue – July 2014 Activity Report” dated August 5, 2014 from the Fire Chief, Richmond Fire-Rescue be received for information.

John McGowan
Fire Chief
(604-303-2734)

Att. 2

REPORT CONCURRENCE	
CONCURRENCE OF GENERAL MANAGER 	
REVIEWED BY STAFF REPORT / AGENDA REVIEW SUBCOMMITTEE	INITIALS: 
APPROVED BY CAO 	

Staff Report

Origin

This report provides Council with an update on Richmond Fire-Rescue activities. Through the delivery of its programs and services, RFR continues to work towards the City's vision of being the most appealing, livable, and well-managed community in Canada. RFR is reporting on its activities in support of its mission:

To protect and enhance the City's livability through service excellence in prevention, education and emergency response.

This report supports Council Term Goal 1:

To ensure Richmond remains a safe and desirable community to live, work and play in, through the delivery of effective public safety services that are targeted to the City's specific needs and priorities.

Analysis

Community Involvement

July's safety messages focused on safety around driving with a focus on not texting and being a distracted driver. Swimming and boating safety messages focused on drowning being the leading cause of accidental death for children between one and four years old, and males between 15 and 44 years old. Between May 1 and August 31, 57% of unintentional water-related incidents happened while people were engaged in recreational activities. BBQ safety and reminders about keeping BBQ away from your home were also used during July.

Media releases, Facebook posts and fire hall sign messages were used to remind the public of these key safety points, which also included information for swimming lessons provided by the City.

RFR participates in events and activities advancing public education and community bridge building. During July 2014 the following took place:

- Pumper visits were made to the *BC Professional Firefighter Association (BCPFFA) Burn Camp Kick-Off, RFR/RCMP Joint Summer Camp, River Rock Casino Resort Annual Family BBQ Stay and Play Preschool* reaching over 875 children and adults in a non emergency environment. Fire crews provided the children with safety messages on Stop, Drop and Roll and 9-1-1 How to Use the Telephone.

- Community events attended during July included: the *Steveston Community Salmon / Ship to Shore Festival*, *Rally Rai Memorial Football Tournament*, *Hope for Kids Summer Slam* and the *Richmond Chamber of Commerce Shred-a-Thon and*. Over 7,000 children and adults attend these events where crews engaged with the community groups, provided fire safety and public relations information.
- 21 car seat inspections were conducted to keep children safe while travelling in motor vehicles. This is a reduction from 23 car seat inspections carried out in July 2013.

Emergency Response

Our goal is to respond to all calls quickly and minimize loss of life and property.

There were 64 fires in July 2014. Fire losses during the month are estimated at \$93,800. This total includes \$18,800 for building loss and \$75,000 for content loss. The total building and content value at risk was estimated to be \$5,899,250, and the total value preserved was \$5,805,450. These numbers translate to 98% of value protected (Figure 1).

Figure 1: Fire Calls By Type and Loss Estimates – July

Incident Type Breakdown	Call Volume	Estimated Building Value (\$)	Estimated Building Loss (\$)	Estimated Content Value (\$)	Estimated Content Loss (\$)	Estimated Total Value Preserved (\$)
Residential: Single family	5	2,700,000	500	520,000	75,000	3,144,500
Multi family	4	601,500	1,500	-	-	600,000
Commercial / Industrial	5	300	300	-	-	-
Fire – Outdoor	44	2,025,950	15,000	50,000	-	2,060,950
Vehicle	3	1,500	1,500	-	-	-
Totals*	61	5,329,250	18,800	570,000	75,000	5,805,450

*The dollar losses shown in this table are preliminary estimates. They are derived from RFR’s record management system and are subject to change due to delays in reporting and confirmation of actual losses from private insurance agencies (as available).

Fire crews minimized loss and limited the fire to the place of origin in notable July incidents:

1. A fully involved fire of a Port-a-Potty beside school on Williams Road. On arrival a 4x4ft frame was on fire but was isolated to the corner of the residential property at the back of a school. Crews extinguished the fire and secured the area for investigation.
2. A fire at a care facility on Williams Road. A gas fitter was replacing a valve on a natural gas boiler that was leaking. Gas fumes inside the room were ignited when the other boiler started up. The fire was quickly mitigated by RFR crews when the gas was turned off. The fitter suffered no serious injuries.

3. RFR crews responded to Hazmat call at Richmond General Hospital (RGH). A white smoke or mist was seen coming from three vents in the ceiling by many people. RFR crews arrived and evacuation had been started. The heating, ventilation and air conditioning system was shut down, and the area checked by RFR Hazmat crew. There was nothing found and no explanation for the smoke. Six people were treated by RGH emergency for symptoms of dry throats, headaches and nausea. After two hours the area was reopened. RGH took over the operations of following up to find the cause.
4. RFR responded to an MVI on Highway 91 for an overturned tractor trailer truck. The driver was uninjured but there was diesel fuel and oil leaking from the truck. Crews built 5 dams 6 inches high to contain the fuel. Department of Highways, New West police and Main Roads all arrived on scene along with additional RFR crew and the Hazmat. Teravita Waste Management off loaded the fuel still on the truck and then cleaned up the area.
5. Response provided to a sprinkler head activation at Richmond General Hospital. Crews found approximately four inches of water on the floor and several other rooms with sprinklers discharging. RFR crew stopped the water flow and began assisting with water clean up on site. BCAS and RCMP were also involved in call.
6. During July there were multiple kitchen related and pot on stove fires including: burnt food on stove at Ryan Road, the flames were contained and room quickly ventilated. A pot on stove fire on Granville Avenue and a grease fire on Westminster Highway. Fire was contained and quickly extinguished and the area ventilated.
7. Outdoor fire responses attended during July included: a bark mulch fire on No 3 Road, a fire in an outside ash tray at YVR and a trash can fire on Herbert Street.

RFR crews responded to multiple medical and rescue incident calls, including:

1. A cyclist was struck on Gilbert and Russ Baker Way. On arrival crews secured the scene along with BCAS and RCMP. The cyclist had suffered severe trauma and was pronounced dead on arrival at hospital.
2. Public service was provided to a young boy who was trapped between two posts at Cook Road park playground. Once the boy was successfully extricated, RFR crews stayed on scene and provided a quick pumper visit for children at the playground.
3. A two car MVI on No 5 Road with a female patient who had suffered an injury to her arm. Crews stabilized the patient and disconnected the batteries of both vehicles. Crews assist with patient care and the removal of the patient from the car into an ambulance. Crews then remained on scene with RCMP to assist with traffic control until the vehicles could be removed from the area.
4. Provided public service at a Steveston Dock. RFR crews used a portable pump and drafted water out of the hull of a sinking commercial fishing boat and assisted in the refloating the boat.

5. A multiple crew response was provided to a six vehicle MVI with injuries on Highway 91. Crews assisted BCAS with patient care and remained on the scene with RCMP for traffic management control until all vehicles were removed from the scene.
6. Crews responded to an unconscious female located in a hotel on Minoru Boulevard. RCMP and BCAS also attended due to the nature of the scene.

A summary of 9-1-1 emergency response statistics is found in Attachment 1, Tables 1, 2, 3 and 4. The location of July's fire, medical and motor vehicle incident calls are depicted in Attachment 2, Figures 1, 2 and 3.

Financial Impact

None

Conclusion

Our service delivery model is prevention focussed and based on the belief that prevention, education and emergency response activities must be well established and integrated to have a positive impact on community safety. We believe *safety is everyone's responsibility and it is always better to prevent a situation from occurring.*



John McGowan
Fire Chief
(604-303-2734)

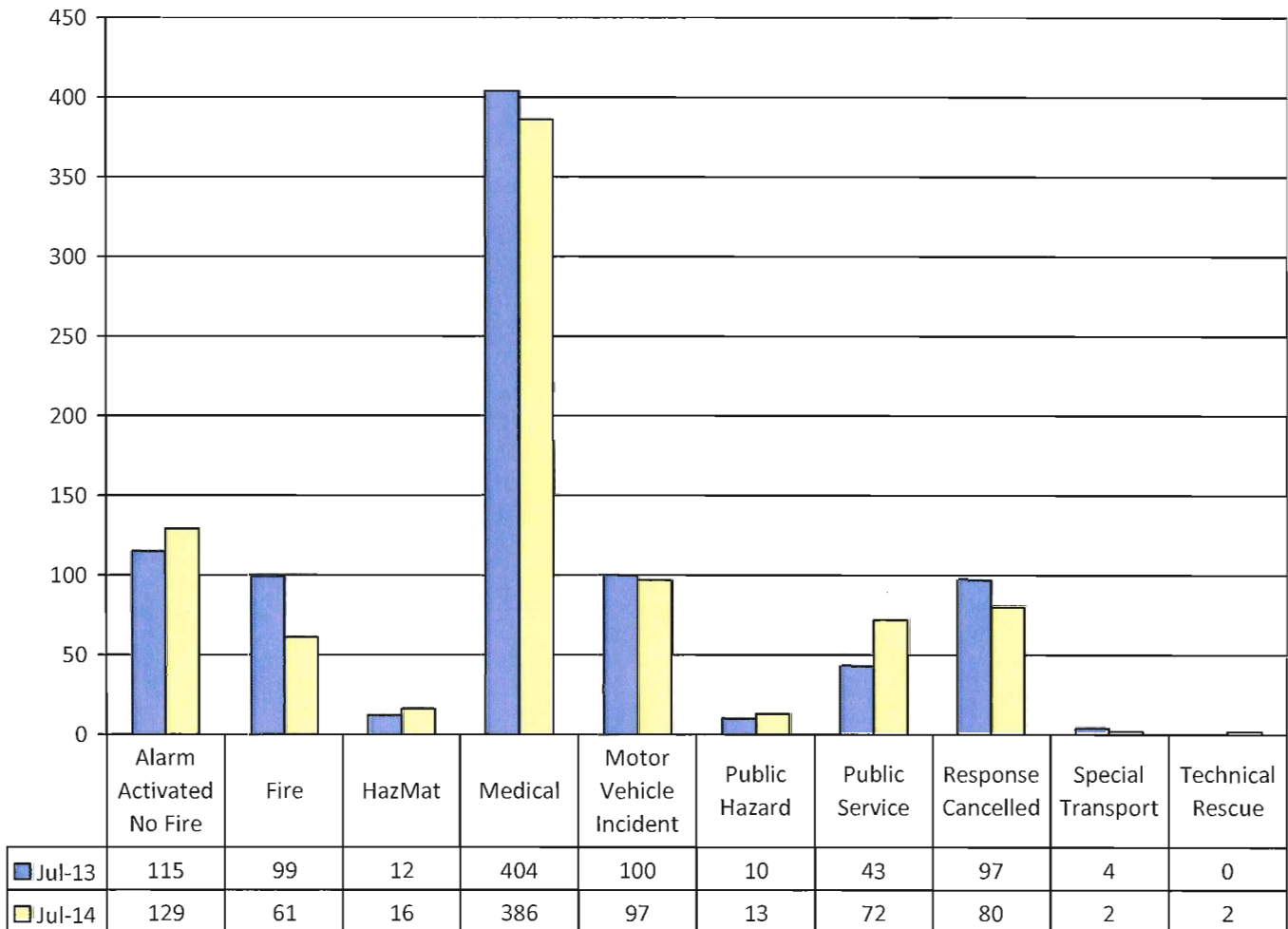
JM:js

Att. 1: Suppression Activity
Att. 2: Location of July's Fire, Medical and MVI calls

Suppression Activity

The following chart provides a month to month comparison regarding incidents occurring in July 2013 and 2014. In July 2014, there were a total of 856 incidents, compared to 884 in July 2013. This represents a decrease of 3.2%.

Table 1: July 2013 & 2014 Calls for Service Volumes



Call Type Legend:
HazMat: includes fuel or vapour; spills, leaks, or containment
Medical includes: cardiac arrest, emergency response, home or industrial accidents
Public Hazard includes: aircraft emergency, bomb removal standby, object removal, or power lines down
Public Service includes: assisting public, ambulance or police, locked in/out, special events, trapped in elevator, water removal

First Responder Totals

Medical First Responder incidents comprised 45.13% of the total emergency responses for RFR during the month of July. A detailed breakdown of the medical incidents for July 2013 and 2014 is set out in the following table by sub-type. There were a total of 386 medical incidents in July 2014 compared to 404 in July 2013 a decrease of 4.5%.

Table 2a: July 2013 & 2014 Medical Calls by Type

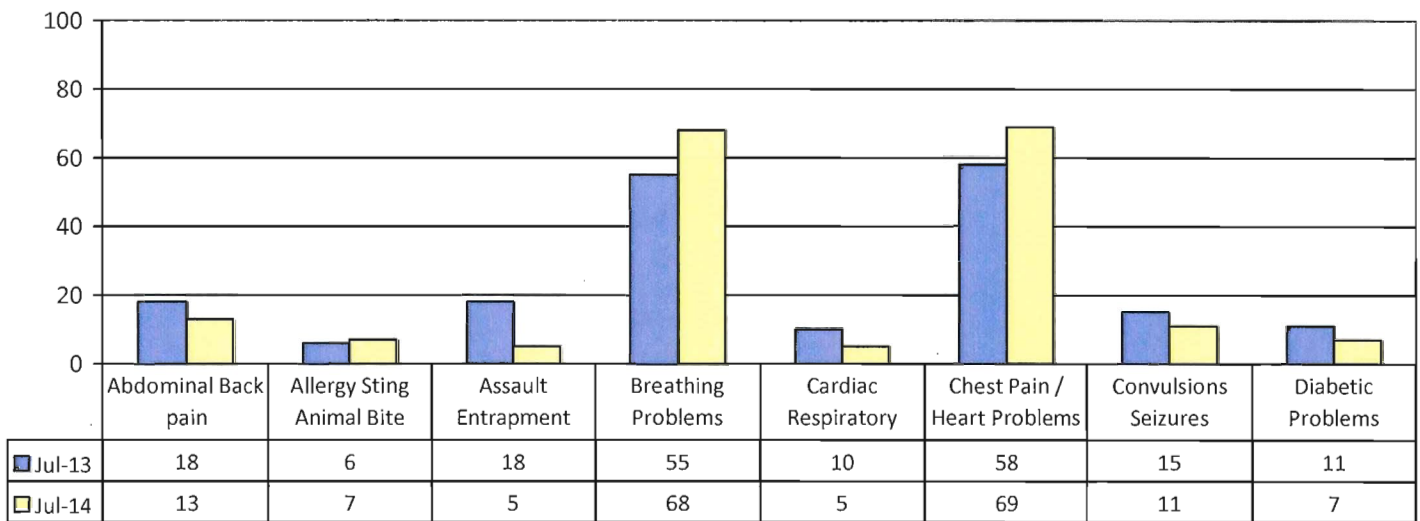
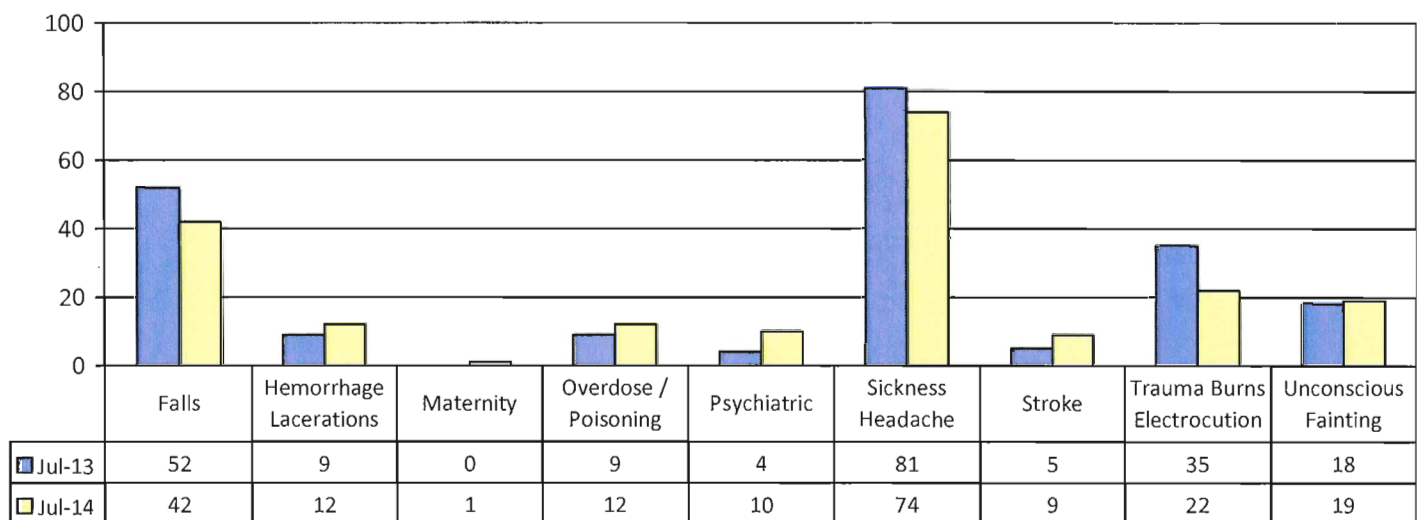


Table 2b: July 2013 & 2014 Medical Calls by Type



Fire Investigations

The fire investigation statistics for July 2014 are listed below:

	Suspicious	Accidental	Undetermined
Residential - Single-family	1	2	2
Residential - Multi-family	1	3	-
Commercial/Industrial	-	3	2
Fire – Outdoor	4	19	21
Vehicle	1	-	2
Totals	7	27	27

All suspicious fires are reported to the RCMP, and Richmond Fire-Rescue Investigators work in conjunction with staff at the RCMP to address any risks to the community.

HazMat

	Details
Flammable / combustible Liquids	4
Natural Gas / Propane Leaks (small)	5
Misc. (empty containers to unknown powder)	7
Totals	16

Figure 1. Location of July's fires (total 61)

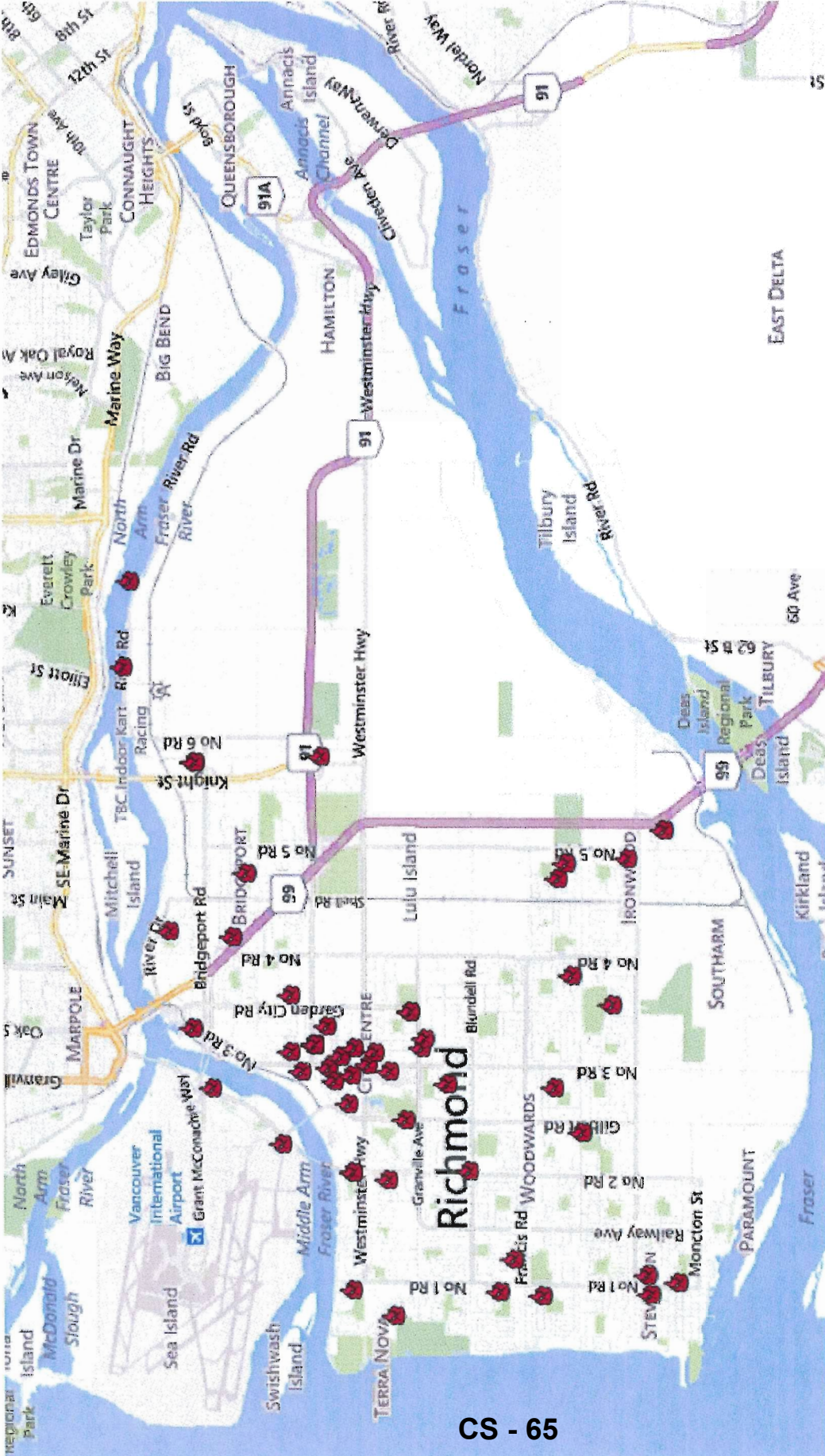


Figure 2. Location of July's medical calls (total 386)

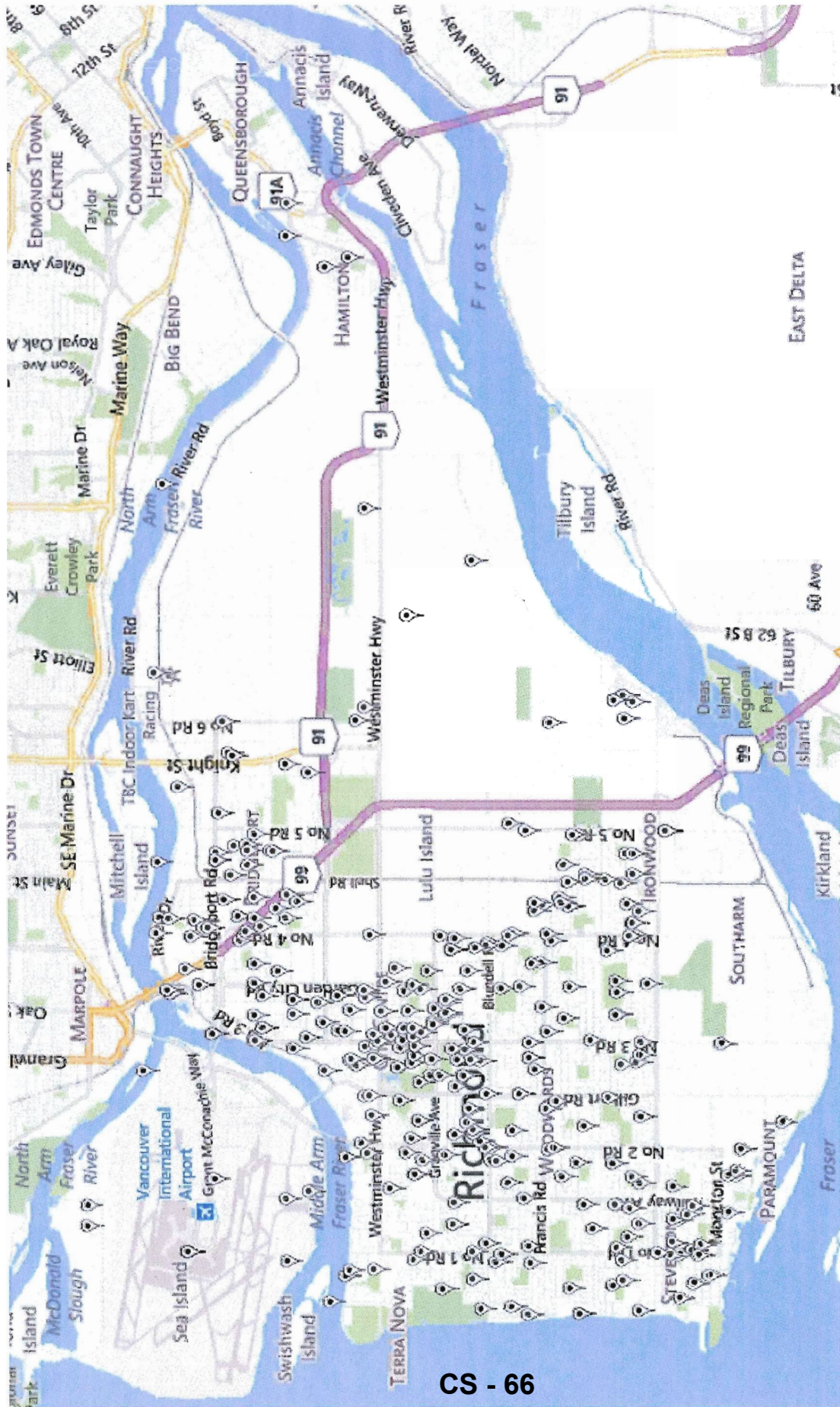


Figure 3: Location of July's MVI calls (total 97)

