



City of Richmond

Report to Committee

To: Community Safety Committee

Date: February 10, 2020

From: Tim Wilkinson
Fire Chief

File: 99-Fire Rescue/2020-
Vol 01

Re: Richmond Fire-Rescue Monthly Activity Report – January 2020

Staff Recommendation

That the staff report titled “Richmond Fire-Rescue Monthly Activity Report – January 2020”, dated February 10, 2020, from the Fire Chief, be received for information.

Tim Wilkinson
Fire Chief
(604-303-2701)

Att. 1

REPORT CONCURRENCE	
CONCURRENCE OF GENERAL MANAGER	
SENIOR STAFF REPORT REVIEW	INITIALS:
APPROVED BY CAO	

Staff Report

Origin

This report supports Council's Strategic Plan 2018-2022 Strategy #1 A Safe and Resilient City:

Enhance and protect the safety and well-being of Richmond.

Analysis

Emergency Response

Richmond Fire-Rescue's goal is to respond to events in a manner where loss of life, reduction of property damage and protection of the environment is mitigated. In January 2020 there were a total of 840 incidents, representing a 12 per cent increase in calls from January 2019 (Attachment 1).

The average time on scene for RFR crews was 29 minutes. This is an increase over the 26 minutes in 2019, which is due to the nature and severity of each call. During January 2020, Richmond Fire-Rescue crews experienced impacts on some calls for service due to the significant snow fall.

In January 2020 there were 28 reportable fires to the Office of the Fire Commissioner, representing a 22 per cent increase from January 2019. The average figure for fires reported in January over the last five years is 25. RFR continues to monitor fire activities to identify and create programs to respond to emerging trends.

Richmond Fire-Rescue's emergency fire response goal is to maintain the fire to the room of origin. The room of origin standard is especially important in terms of fire loss, which increases significantly once the fire leaves the room of origin. Fire damage and property losses during January 2020 are estimated at \$490,655. This total includes \$463,150 for building/asset loss and \$27,505 for content loss. The total building/asset and content value at risk was estimated to be \$2,821,350 and the total value preserved from damage was \$2,330,695. These numbers translate to 83 per cent of value protected (Table 1); this is lower than the 99 per cent protected value observed in 2019.

Incident Type Breakdown	Call Volume	Estimated Building/Asset Value (\$)	Estimated Building/Asset Loss (\$)	Estimated Content Value (\$)	Estimated Content Loss (\$)	Estimated Total Value Preserved (\$)
Residential: Single family	3	931,500	450,500	30,000	25,000	486,000
Multi family	6	1,618,700	2,200	65,000	2,130	1,679,370
Commercial/Industrial	3	-	-	25,000	25	24,975
Outdoor	12	65,150	1,450	2,000	350	65,350
Vehicle/Vessel	4	84,000	9,000	-	-	75,000
Totals*	28	2,699,350	463,150	122,000	27,505	2,330,695

* The dollar losses shown in this table are preliminary estimates. They are derived from RFR's record management system and are subject to change due to delays in reporting and confirmation of actual losses from private insurance agencies (as available).

Significant Events

Fire crews minimized harm and limited fires to the place of origin in these notable January 2020 incidents:

- **January 10 – Recreational vehicle fire on Charles Street.** Crews responded to reports of a motorhome in flames close to the Bridgeport Skytrain station. Once on scene, crews quickly staged and extinguished the fire. A search of the motorhome was carried out and no one was found inside the vehicle. There were no injuries reported. A Fire Investigator attended the scene.
- **January 14 – Residential fire on Pacemore Avenue.** Crews arrived on scene to a house on fire with multiple occupants. BC Emergency Health Services, RCMP, Fortis Gas and BC Hydro also attended the scene. This fire was quickly determined to be a defensive fire due to a hoarding issue which made entering the house very unsafe and difficult for crews. The fire had extended into the crawlspace and the attic area. Once crews extinguished the fire, the scene was demobilized and crews were rotated back to quarters for rehabilitation and went back into regular service. The site was fenced off overnight for safety and the RCMP secured the scene to investigate. Three occupants were removed from the house by fire crews who were checked out by BC Ambulance Services and were found to have no injuries. The RCMP took one occupant into custody. One firefighter, bitten by a dog residing on the property, was treated and released back to the scene. A Fire Investigator attended the scene to determine the cause and origin of the fire.
- **January 21 – Boat fire on Bayview Street.** Crews were dispatched to a report of a boat fire. On arrival, crews found a 36 foot long fishing vessel with a fire in the galley area. Crews attacked the fire with a Dry Sprinkler Powder Aerosol device and successfully extinguished the fire. The extent of the fire was contained to the galley area and did not extend to any other boats or the nearby wharf. The boat remained intact and floating and there was no impact to the environment. The joint rescue coordination centre in Victoria dispatched the RCMP support boat, the Marine Rescue Search and Rescue unit. The Steveston Harbour Authority was also on-scene with their support craft. The Richmond RCMP attended and the vessel owner remained on scene. There were no injuries reported and two Steveston Fire Hall crews remained on scene to assist the Fire Investigator.
- **January 25 – Vehicle fire on Alderbridge Way.** On arrival crews found a vehicle fully engulfed in flames. Crews quickly extinguished the vehicle fire using 829 gallons of water and eight gallons of foam, which contained the fire to the car. The driver had exited the vehicle and had no injuries. There were no other occupants in the vehicle. The RCMP attended the scene and the vehicle was towed away.


Financial Impact

None.

Conclusion

During January 2020, Richmond Fire-Rescue crews experienced impacts on some calls for service due to the significant snow fall. RFR crews worked diligently to overcome these weather challenges and reduce the negative impacts on services to the community.

RFR continues to monitor activities to identify and create programs to respond to emerging trends.

A handwritten signature in black ink, appearing to read 'Tim Wilkinson', with a long horizontal line extending to the right.

Tim Wilkinson
Fire Chief
(604-303-2701)

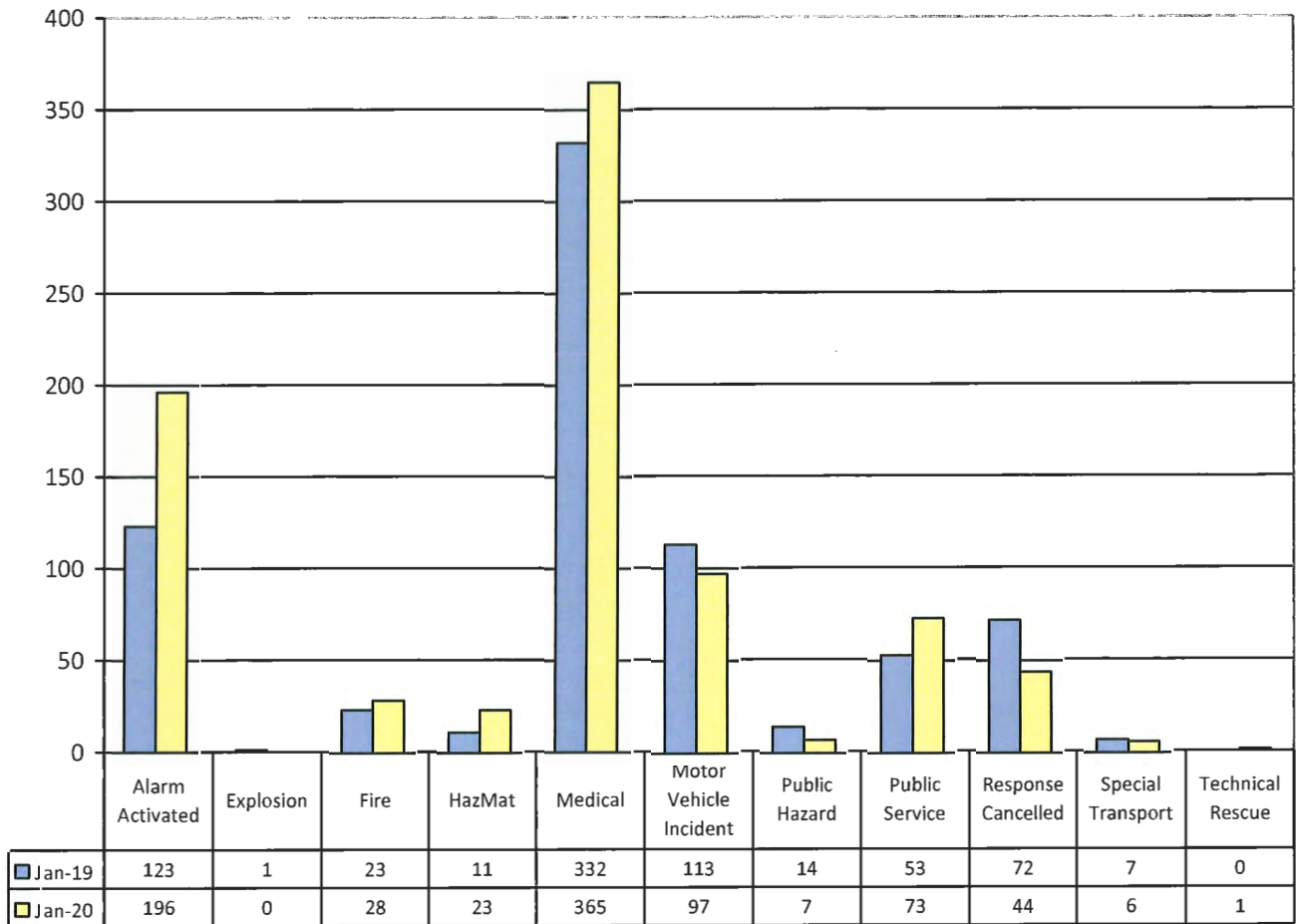
TW:js

Att. 1: Suppression Activity, including location of January's Fire, Medical and MVIs

Calls for Service Volumes

The following chart provides a month to month comparison regarding incidents occurring in January 2020 and 2019. In January 2020, there were a total of 840 incidents, compared to 749 in January 2019. This represents an increase of 12 per cent.

Table 2: January 2019 & 2020 Calls for Service Volumes



Call Type Legend:

HazMat: includes fuel or vapour; spills, leaks, or containment

Medical includes: cardiac arrest, emergency response, home or industrial accidents

Public Hazard includes: aircraft emergency, bomb removal standby, object removal, or power lines down

Public Service includes: assisting public, ambulance or police, locked in/out, special events, trapped in elevator, water removal

First Responder Totals

Medical first responder incidents comprised 43 per cent of the total emergency responses for RFR during the month of January 2020. A detailed breakdown of the medical incidents for January 2019 and 2020 is set out in the following table by sub-type. There were a total of 365 medical incidents in January 2020 compared to 332 in January 2019, an increase of 10 per cent.

Table 3a: January 2019 & 2020 Medical Calls by Type

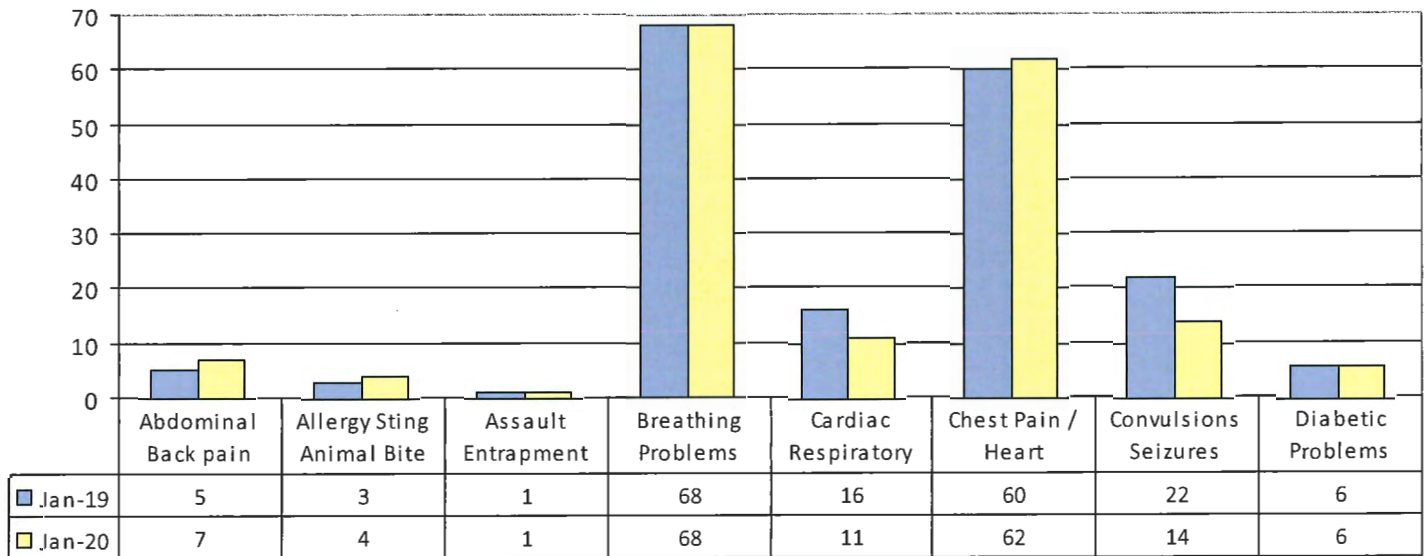
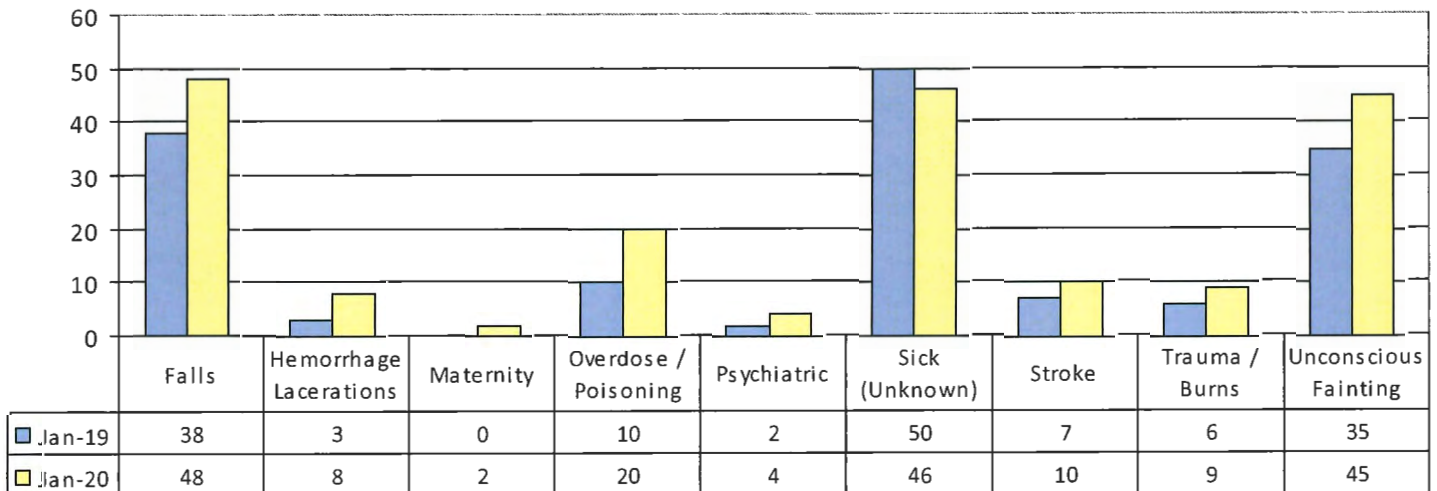


Table 3b: January 2019 & 2020 Medical Calls by Type



Fire Investigations

The fire investigation statistics for January 2020 are listed below:

Table 4: Total Fire Investigation Statistics – January 2020			
	Suspicious	Accidental	Undetermined
Residential - Single-family	-	2	1
Residential - Multi-family	-	6	-
Commercial/Industrial	-	2	1
Outdoor	5	6	1
Vehicle	-	1	3
Totals	5	17	6

Richmond Fire-Rescue investigators report all suspicious fires to the RCMP, while working alongside RCMP staff to address potential risks to the community.

Hazardous Materials

Table 5: HazMat Calls By Type – January 2020	
	Details
Corrosive	1
Flammable / Combustible Liquids	2
Fuel Spill, Standby	1
Natural Gas / Propane Leaks (small)	15
Vapour Leak	1
Unclassified	3
Totals	23

Figure 1: Location of reportable fires attended in January 2020 (total 28)



Figure 2: Location of medical calls in January 2020 (total 365)

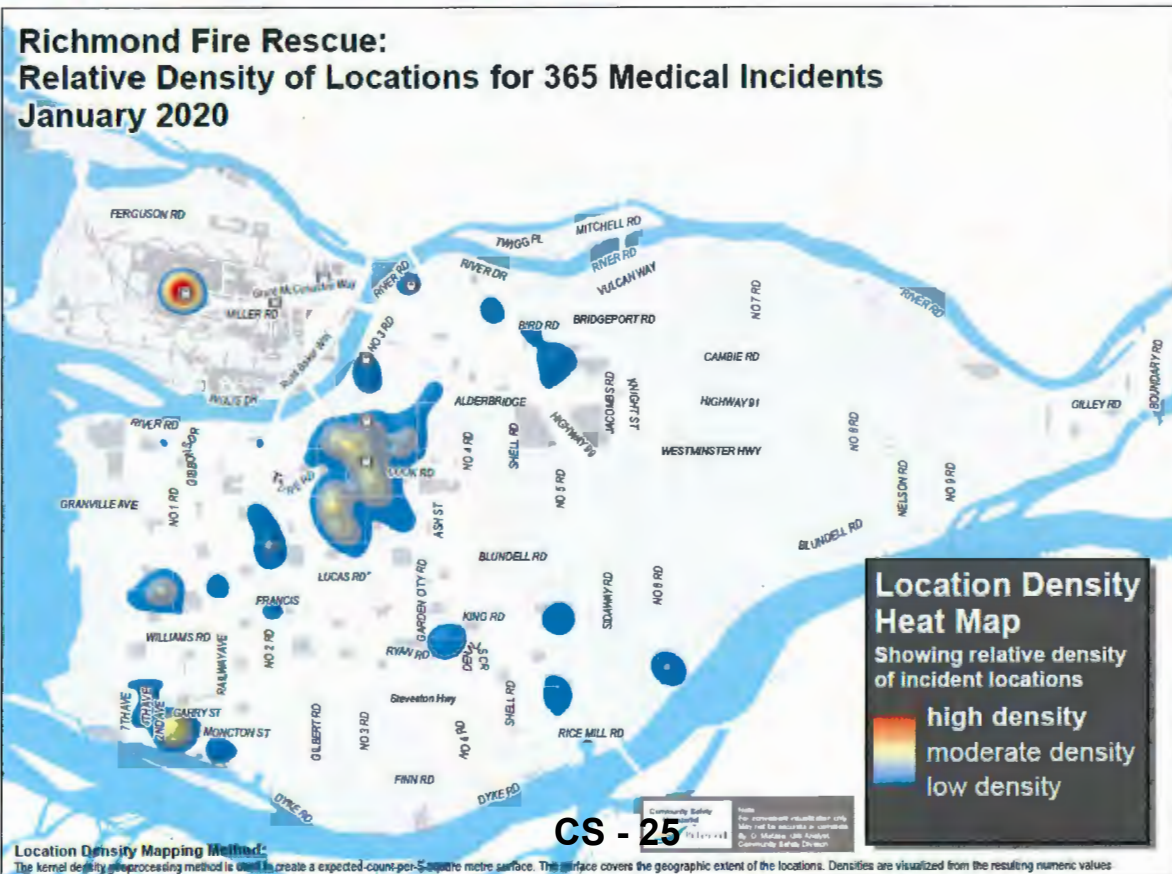
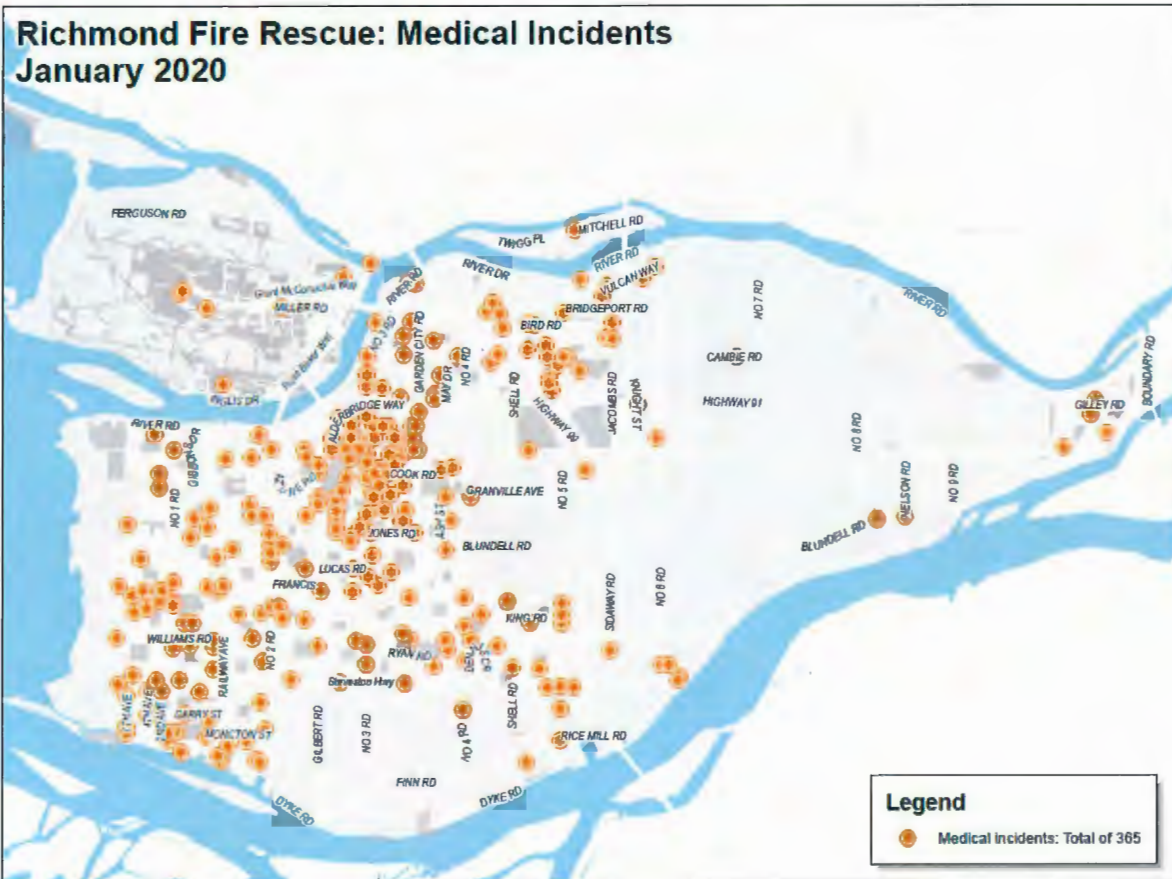


Figure 3: Location of MVI calls in January 2020 (total 97)

