



City of Richmond

Report to Committee




To: Public Works and Transportation Committee
From: Lloyd Bie, P.Eng.
Director, Transportation
Date: April 22, 2025
File: 10-6500-01/2025-Vol
01
Re: 2025 Active Transportation Initiatives – Annual Update

Staff Recommendation

That the staff report titled “2025 Active Transportation Initiatives – Annual Update” dated April 22, 2025, from the Director, Transportation, be received for information.

Lloyd Bie, P.Eng.
Director, Transportation
(604-276-4131)

Att.1

REPORT CONCURRENCE		
ROUTED TO: Engineering	CONCURRENCE <input checked="" type="checkbox"/>	CONCURRENCE OF GENERAL MANAGER  for Roeland Zwaag
SENIOR STAFF REPORT REVIEW	INITIALS: 	APPROVED BY CAO 

Staff Report

Origin

The City undertakes several infrastructure projects, programs and activities to encourage active transportation (walking, cycling and rolling) trips. The City also funds cycling skills education courses for all Grade 6 & 7 students and continues safety-related campaigns for the use of e-bikes and e-scooters.

This report provides an overview of the active transportation initiatives under way for 2025 and highlights the 2024 active transportation accomplishments. Input and collaboration with the cycling community is an integral part of the delivery of these initiatives.

This report supports Council's Strategic Plan 2022-2026 Strategy #2 Strategic and Sustainable Community Growth:

2.4 Enhance Richmond's robust transportation network by balancing commercial, public, private, and active transportation needs.

This report supports Council's Strategic Plan 2022-2026 Strategy #6 A Vibrant, Resilient and Active Community:

6.1 Advance a variety of programs, services, and community amenities to support diverse needs and interests and activate the community.

Analysis

The Richmond Active Transportation Committee (RATC) provides input and participates in active transportation initiatives. Committee members are local residents, employees and HUB Cycling representatives who reflect a diverse range of ages and cycling skills.

2025 Active Transportation Initiatives

Infrastructure Projects: Design and construction of Council approved active transportation capital projects including:

- Steveston Highway Multi-Use Path:
 - Construction of Phase 2 (Mortfield Gate to No. 2 Road).
 - Construction of Phase 3 (No. 2 Road to Railway Avenue).
 - Continue design of Phase 4 (Shell Road to No. 5 Road).
- Midtown and Alder Neighbourhood Cycling Routes: Implement new signage and bike stencils to formalize neighbourhood cycling routes.
- Great Canadian Way Bike Lanes: Construction of cycling lane protection on Great Canadian Way between Bridgeport Road and River Road with delineators and concrete curbing.
- Gilbert Road Cycling Facilities:
 - Construction of a new multi-use pathway on the east side of Gilbert Road, from Azure Road to Elmbridge Way.

- Construction of an off-street cycling facility and protection of existing bike lanes on Gilbert Road from Elmbridge Way to the Dinsmore Bridge.
- Lansdowne Road Multi-Use Path: Construction of a new multi-use pathway on the north side of Lansdowne Road from Gilbert Road to Pearson Way.
- No. 2 Road and Westminster Highway: Implement a separated cycling facility along the north side of Westminster Highway from No. 2 Road to Lynas Lane.
- Sexsmith Road-Brown Road Cycling Route: Complete cycling improvements along Brown Road, from Browngate Road to Sexsmith Road and on Sexsmith Road from Capstan Way to Beckwith Road.
- Browngate Road Cycling Facility: Construct cycling facilities on Browngate Road between No. 3 Road and Hazelbridge Way.

Community Driven Neighbourhood Traffic Calming Program: The City's neighbourhood traffic calming objectives enhance the comfort of people walking and cycling. Engagement with residents and schools regarding speed management on local streets occurs on a request basis. Consultation is underway in the Westwater and Cambie area neighbourhoods to develop traffic calming options in response to resident concerns of vehicle speeding. Traffic calming measures approved by Council on Dyke Road in response to resident concerns will be implemented in Q2 2025.

Bicycle-Pedestrian Counters: There are currently eighteen counters that record pedestrian and bicycle volume on various cycling facilities. Further expansion of eight new counters will be implemented in 2025. Staff are also assessing the ability of these counters to collect speed data from cyclists and e-scooters.

Secure Bicycle Parking: Opportunities for the installation of secure bicycle parking are being reviewed through the redevelopment process and as approved in the 2025 capital budget. Potential sites include the Steveston and Capstan neighbourhoods.

Promotion and Education of Active Transportation

Activities to encourage and promote active transportation modes planned for 2025 include:

- 23rd Annual "Island City, by Bike" Tour: The 2025 bike tour is scheduled for June 8th. The tour will feature recent improvements to the City's active transportation network.
- 2025/2026 Richmond Cycling Map: The updated cycling map will be posted to the City's website and distributed in Spring 2025 to community centres, libraries and other civic facilities.
- Bicycle Education for Students: The City, through a contract with HUB Cycling, delivers cycling education courses to all Grade 6 and 7 elementary school students over a two-year period. Students learn the rules of riding on the street and receive hands-on practice.
- Walk to School Initiative: Engagement sessions with youth community groups are planned for fall 2025. The sessions focus on promoting walking, cycling and transit trips to high school.

- **HUB Cycling Promotion Events:**
 - **Go by Bike Week (May/June and September/October):** The event will be held from May 31 to June 6, 2025. On June 5, 2025, the City-sponsored Celebration Station will be held at Thompson Community Centre.
 - **Bike to School Week (June):** The week-long event will take place from June 2 to June 6, 2025. Cycling and rolling trips are logged by schools with prizes drawn at the end of the week.
 - **Bike to Shop Week (June):** This annual event encourages participants to bike to shop at local businesses.
- **Active Transportation Safety Campaigns:**
 - Communication platforms including the City's website and social media channels will be used for safety messaging (helmet use, sidewalk riding and maximum speeds).
 - Pavement marking stickers to reinforce the maximum 15 km/hr speed limit on shared pathways are being developed (Figure 1).
- **School Zone Traffic Safety Postcard:** A new school zone safety postcard was developed to provide helpful resources and school traffic safety tips for staff, students and parents (Figure 2). These cards will be distributed to schools.



Figure 1: Example of Pavement Sticker



Figure 2: School Zone Traffic Safety Postcard

2024 Active Transportation Highlights

The City expanded and enhanced the active transportation network in 2024. Key projects are highlighted below:

Infrastructure Improvements

- **Steveston Highway Multi-Use Path: Completion of Phase 1 - Shell Road to Mortfield Gate (Figure 3).**

Figure 3: Steveston Highway MUP – Phase 1
Shell Road to Mortfield Gate

- No. 2 Road Multi-Use Path: Completion of the off-street Multi-Use Pathway on No. 2 Road - Steveston Highway to Williams Road (Figure 4).



Figure 4: No. 2 Road Multi-Use Path



Figure 5: Garden City Road Multi-Use Path

- Garden City Road Multi-Use Path: Widened and repaved the pathway from Francis Road to Williams Road (Figure 5).

External Cost Share Grants

- The City was awarded approximately \$4.1 million in funding for Active Transportation projects from organizations including the Province of BC and TransLink.

Promotion and Education of Active Transportation

- 22nd Island City, By Bike Tour Event (June 9, 2024): The event was held at Britannia Shipyards (Figure 6). Over 100 participants turned out for the event.
- Bike to School Education for Students: In 2024, a total of 1,532 students from 17 elementary schools (Attachment 1) received courses that provided hands-on practice with fundamental cycling skills.
- Go by Bike Week (May/June and October 2024): Spring and Fall Go by Bike Week celebration station were held. 189 people attended the two Celebration Stations in 2024.



Figure 6: 2024 Island City, By Bike Tour

- Bike to Shop Week (August): The event in Richmond was focused in Steveston and included a celebration station at the Steveston Farmers Market. 14 businesses in the area participated.
- Cycling Education: HUB Cycling hosted learn to ride and bike maintenance courses in partnership with the City. Courses and online webinars totaled 100 attendees with 13 courses taught.

- 2024 Walk to School Initiative: Staff hosted three engagement sessions with youth groups at City community centres (Thompson, West Richmond and Cambie). The initiative promotes walking, cycling and transit trips to school and seeks feedback from students about their current travel habits to and from school. A total of 155 students participated in this engagement.

Financial Impact

None.

Conclusion

The active transportation initiatives planned for 2025 will encourage greater and safer use of pedestrian and cycling modes in Richmond. Increasing walking and cycling trips is an effective means to improve social, economic and health outcomes in the community.

The Richmond Active Transportation Committee (RATC) continues to participate and support the City's sustainable transportation objectives. As the Richmond School District is an essential partner in the delivery of cycling education courses for students, staff will forward the report to the Richmond Council-School Board Liaison Committee for information.



Sonali Hingorani, P. Eng.
Manager, Transportation Planning and New Mobility
(604-276-4049)

SH:na

Att. 1: 2024 Summary of Bike to School Education for Students

2024 Summary of Bike to School Education for Students

	School Name	Dates of Instruction	# of Classes	# of Students
1.	Archibald Blair Elementary	April 3, 9, 10, 11, 12	3	84
2.	École des Navigateurs	May 1	1	21
3.	W.D. Ferris Elementary (2 courses)	May 7, 8, 13, 14, 15, 16	7	198
4.	General Currie Elementary	April 16, 18, 22, 23, 24	4	112
5.	Hamilton Elementary	April 25, 26, 30, May 1 & 3	4	104
6.	John T Errington Elementary	May 31, June 3, 4, 5, 10	3	84
7.	Thomas Kidd Elementary	May 16, 21 June 18	2	51
8.	James McKinney Elementary	April 4, 9, 10, 11, 12	3	84
9.	Diefenbaker Elementary	September 16, 17, 18, 19, 23	3	84
10.	Kingswood Elementary	October 17, 18, 21, 22, 23	3	107
11.	Maple Lane Elementary	October 3, 4, 7, 8, 9	5	112
12.	McKay Elementary	October 1, 2, 3, 7 & 8	4	110
13.	Quilchena Elementary	September 24, 26, 27, Oct 1, 2	3	66
14.	Steves Elementary	September 23, 24, 25, 26, 27	3	73
15.	Tomsett Elementary	October 8, 9, 10, 11, 15	4	108
16.	William Cook Elementary	October 24, 28, 29, November 1, 4	3	81
17.	Woodward Elementary	September 23, 25	2	53
Total			57	1,532