



City of Richmond

Report to Committee

To: Finance Committee **Date:** May 15, 2017
From: Andrew Nazareth **File:**
General Manager, Finance and Corporate
Services
Re: 2016 Annual Report and 2016 Annual Report - Highlights

Staff Recommendation

That the reports titled, "City of Richmond 2016 Annual Report" and the "2016 Annual Report – Highlights" be approved.

Andrew Nazareth
General Manager, Finance and Corporate Services Department
(4095)

Att.

REPORT CONCURRENCE	
CONCURRENCE OF GENERAL MANAGER 	
REVIEWED BY STAFF REPORT / AGENDA REVIEW SUBCOMMITTEE	INITIALS:
APPROVED BY CAO <i>(Acting)</i>	

Staff Report

Origin

Pursuant to Section 98 of the Community Charter, before June 30th, in each year, a Council must:

- a) Prepare an annual report
- b) Make the report available for public inspection
- c) Make the report available for public inspection at a Council or other public meeting

Analysis

The City of Richmond's annual report formally presents the audited financial statements and other relevant financial, economic and demographic indicators to the public. The report also highlights many of the City's significant achievements from 2016, in support of Council's Term Goals and objectives.

Two versions of the Annual Report are produced each year in order to reach the different audiences interested in this information. The comprehensive 2016 Annual Report meets all legislative requirements for financial reporting as required under the Community Charter for British Columbia's local governments. This version will be publicly available through the City's website at www.richmond.ca and printed only on a demand basis. The comprehensive version includes the City's audited consolidated financial statements; the City's corporate objectives and success indicators, as identified through Council's Term Goals; and a listing of permissive exemptions. In addition to the statutorily required information, the comprehensive version provides information on the City's milestones from 2016, including awards and achievements and a variety of key corporate financial and community demographic statistical data for the year.

For a broader audience, the City also produces a condensed financial reporting document known as the 2016 Annual Report – Highlights. This shorter version which is designed to be accessible and easily understandable to the general public provides information about the City of Richmond, its services, highlights from 2016 and the City's financial condition. New for this year is a pullout, 4-page centrespread that includes key financial information and other statistical data at a glance. This condensed version will also be available through the City's website and limited copies will be mailed out and available for the general public at Richmond City Hall and Front of House.


Both copies will be submitted to the Government Finance Officers Association for consideration in their annual award program.

Financial Impact

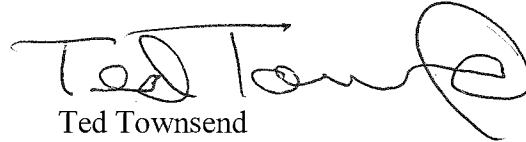
None.

Conclusion

The City of Richmond 2016 Annual Report and the 2016 Annual Report – Highlights satisfy Community Charter requirements for financial reporting and provide important tools in ensuring public transparency and accountability for the management of City finances. The reports also provide useful information on the City's achievements during the 2016 fiscal year.



Jerry Chong
Director, Finance
(4064)



Ted Townsend
Senior Manager, Corporate Communications
(4399)



City of
Richmond

British Columbia, Canada

2016 Annual Report

For the year ended December 31, 2016





City of Richmond

British Columbia, Canada

2016 Annual Report

For the year ended December 31, 2016

*Our vision is to be the most appealing, livable
and well-managed community in Canada*

Contents

Introductory section

Message from the Mayor	2
Richmond City Council.....	3
City of Richmond organizational chart	4
Message from the Chief Administrative Officer	5
2016 awards.....	7
Council Term Goals: 2014 to 2018.....	8

Financial section

Report from the General Manager, Finance and Corporate Services.....	12
City of Richmond audited financial statements.....	13

Statistical section

City of Richmond statistical data	39
---	----

Tax exemption section

2016 permissive property tax exemptions.....	55
2016 City Centre Area transitional tax exemptions.....	59

Contacts and major services provided by City of Richmond	60
--	----

For an online copy of this report please visit www.richmond.ca
(City Hall > Finance, Taxes & Budgets > Budgets & Financial Reporting > Annual Reports).

Cover photo: Garden City Park. Photo by Kai Jacobson.

This report was prepared by the City of Richmond Finance and Corporate Communications and Marketing Departments. Design, layout and production by the City of Richmond Production Centre. ©2017 City of Richmond

 Contents printed on Canadian made, 100% recycled stock, using environmentally friendly toners.

Message from the Mayor




Richmond is extremely proud of our history. From a small rural community based around farming and fishing, we've grown to become BC's fourth largest city and a modern, culturally-diverse and economically-robust international crossroads. Throughout the ongoing evolution of Richmond, we've remained proud of where we came from, while fishing and farming remain vital parts of our community today.

With our history in mind, Richmond City Council has placed great importance on heritage preservation and protection. That commitment was honoured in 2016 when Richmond received the prestigious Prince of Wales Award, the highest honour for heritage in Canada. The award recognized the City's comprehensive heritage programs together with our ongoing efforts to protect, preserve and celebrate our community's history.

Richmond is home to one of the largest collections of heritage sites in BC. Britannia Shipyards National Historic Site is one of the jewels of our heritage collection. In 2016, five new permanent exhibits were opened in the recently restored Seine Net Loft, one of a dozen historic buildings on the Britannia site. The exhibits contain vivid examples of innovation and human ingenuity within the fishing and boat-building industries. Council also approved funding to support extended public opening hours for the site and further restoration.

While proud of our past, our sights are also focused on meeting the needs of community for today and for the future. For example, in 2016, our internationally award-winning district energy program continued to expand, adding new customers across the city. Council approved the hiring of 12 new police officers in 2016 and funding was approved for another 11 new positions in 2017 to ensure Richmond remains a safe community. Richmond enjoyed another strong year for new construction and our second-straight record-breaking year for filming. Agreement was also reached for an increased hotel room tax, which will fund further development of Richmond as a tourism destination.

Our Council, staff, our community partners and volunteers continue to work hard to meet the evolving needs of our residents, businesses and visitors. To find out more about our achievements and plans for the future, please contact the Mayor's Office.



Malcolm Brodie
Mayor, City of Richmond

Richmond City Council



Front row, left to right:

Councillor Carol Day, Councillor Bill McNulty, Mayor Malcolm Brodie, Councillor Linda McPhail, Councillor Harold Steves

Back row, left to right:

Constable Adam Carmichael, Richmond RCMP, Councillor Chak Au, Councillor Derek Dang, Councillor Ken Johnston, Councillor Alexa Loo, Captain Jack Beetstra, Richmond Fire-Rescue

City of Richmond organizational chart

as of December 31, 2016

Chief Administrative Office
George Duncan, CAO
Deputy Chief Administrative Office
Robert Gonzalez, Deputy CAO

Community Services	Engineering and Public Works	Finance and Corporate Services
Cathy Volkering Carlile, GM	Robert Gonzalez, GM	Andrew Nazareth, GM

Law and Community Safety	Planning and Development
John McGowan, GM (Acting)	Joe Erceg, GM

Civic officials

Chief Administrative Officer	George Duncan
Deputy Chief Administrative Officer	Robert Gonzalez
General Manager, Community Services	Cathy Volkering Carlile
General Manager, Engineering and Public Works	Robert Gonzalez
General Manager, Finance and Corporate Services	Andrew Nazareth
General Manager, Planning and Development.....	Joe Erceg
General Manager, Interagency Programs and Steveston Waterfront Initiatives	Dave Semple
General Manager, Law and Community Safety.....	Phyllis Carlyle to Aug. 25, 2016
General Manager, Law and Community Safety (Acting).....	John McGowan from Aug. 25, 2016
Director, City Clerk’s Office.....	David Weber
City Solicitor	Doug Long
Chief, Richmond Fire-Rescue.....	John McGowan to Aug. 25, 2016
Chief, Richmond Fire-Rescue (Acting).....	Tim Wilkinson from Aug. 25, 2016

Affiliated agencies

Officer in Charge, Royal Canadian Mounted Police	Rendall Nessel
Chief Operating Officer, Richmond Olympic Oval	John Mills
Chief Librarian, Richmond Public Library.....	Greg Buss
Chief Executive Officer, Lulu Island Energy Company Ltd.	Robert Gonzalez

Banker

Scotiabank

Auditors

KPMG

Message from the Chief Administrative Officer



I am pleased to present our Annual Report for the year 2016, which details our many achievements and our continued strong financial position.

The City of Richmond has continued to honour its past, while providing outstanding service today and ensuring we are ready to meet the emerging future needs of our community.

A major focus of the year was the further implementation of the City's Digital Strategy, which is designed to put Richmond in the forefront of local governments for innovative use of technology. The strategy is aimed at improving customer service and staff efficiency and making our community more connected. Digital Strategy initiatives in 2016 included providing free public Wi-Fi service at nearly 20 civic facilities, converting many of our development application plans from paper documents to electronic files, introducing a smart phone app for building inspections and allowing property owners to pay their taxes by credit card.

Tourism continues to be a growing economic sector within Richmond. The City successfully negotiated a new 5-year agreement that expands the local hotel room tax. The revenues from this tax will be used to further enhance important City-owned tourist destinations including the Olympic Experience at the Richmond Olympic Oval and Britannia Shipyards National Historic Site. It also secures ongoing funding for our highly successful Richmond Sport Hosting program.

Our innovative and award-winning district energy program also made major strides in 2016. The Alexandra District Energy Utility now serves over 1,100 residential units and 280,000 square feet in other buildings. In addition, over 1,100 residential units are now connected to the Oval Village District Energy Utility. The next initiative is to launch a district energy system in City Centre North to connect 9 million square feet of additional buildings.

As our corporate culture evolves through significant generational change, we've put a renewed emphasis on organizational development. A new Organizational Development initiative was launched in 2016 to emphasize our focus on customer service, developing new leaders and being a values-based organization. Our organization has a long-standing record of excellence in local government service delivery and leadership. The Organizational Development Program will ensure we maintain that high standard and sustain our commitment to continuous improvement.

Our financial position and local economy remain extremely positive. Development activity remained strong in 2016 and we continue to enjoy a robust economy with an enviable employment base. Richmond taxpayers enjoy some of the lowest taxes in the region and we maintain a favourable balance between residential and commercial property taxes. We continue to limit tax increases and build our financial reserves, while maintaining and expanding civic services and infrastructure.

A handwritten signature in black ink, appearing to read 'George Duncan'. The signature is fluid and cursive, with a long horizontal line extending to the right.

George Duncan
Chief Administrative Officer



Richmond World Festival.

2016 awards

A meaningful measure of civic success lies in the number of awards the City of Richmond receives from its peers and others. In 2016, the City received a number of significant awards, including:

- The National Trust for Canada Prince of Wales Award for Municipal Heritage Leadership.
- Richmond's district energy implementation initiatives received the Union of BC Municipalities' Community Excellence Award in Best Practices, Excellence in Action category.
- The Alexandra District Energy Utility received the System of the Year Award from the International District Energy Association.
- E3 Fleet Certification – Platinum Level Certification from the Fraser Basin Council. Richmond is the only city in Canada to have received this certification, which honours environmentally-friendly practices in managing large vehicle fleets.
- The Canadian Wood Council Award for use of sustainable materials on the Mary's Barn project—a 3,500 square foot barn located at Terra Nova named after community leader, Mary Gazetas. Mary's Barn supports the Sharing Farm Society's mission to provide fresh, sustainably-grown produce for local low-income families.
- The 2016 Richmond World Festival was named as one of three finalists in *Special Event* magazine's prestigious international awards competition for Best/Fair Festival.
- The Richmond Maritime Festival received an honourable mention in the Cultural Events category at the Creative City Network of Canada Awards of Excellence.
- Two awards were received from the Government Finance Officers Association for financial reporting for the City's 2015 Annual Report. The Canadian Award for Financial Reporting was received for the 14th consecutive year. The Award for Outstanding Achievement in Popular Annual Financial Reporting was received for the 7th consecutive year.
- The Silver Award for Excellence in Policy Planning from the Planning Institute of BC for Richmond's Ecological Network Management Strategy. This strategy is our guide in preserving and protecting Richmond's natural areas.
- An Award of Recognition by Creative BC for "outstanding contributions to the success and sustainability of British Columbia's film and television production industry."

Council Term Goals: 2014 to 2018

The Community Charter requires that all BC municipalities include a statement in the Annual Report of their objectives for the current and future years, along with measures to track success towards these objectives.

The City of Richmond's objectives and success indicators are expressed through the Council Term Goals. With the beginning of a new four-year term of Council, a term goal setting process was undertaken to help Council fulfil its governance role and achieve a successful term of office. The new Council adopted a revised set of nine Term Goals, which will provide the framework for the City's programs and services through 2018.

1. A Safe Community

Maintain emphasis on community safety to ensure Richmond continues to be a safe community.

2016 Achievement

Council approved the hiring of 12 additional police officers for Richmond RCMP.

Richmond Fire-Rescue opened a new live fire training centre.



Richmond Fire-Rescue Live Training Centre.



12 new police officers hired.

2. A Vibrant, Active and Connected City

Continue the development and implementation of an excellent and accessible system of programs, services and public spaces that reflect Richmond's demographics, rich heritage, diverse needs and unique opportunities, and that facilitate active, caring and connected communities.

2016 Achievement

Five permanent exhibit zones were opened in the Seine Net Loft at Britannia Shipyards National Historic Site. The exhibits contain vivid examples of innovation and human ingenuity within the fishing and boat-building industries.

The City's first artist-in-residence, Rhonda Weppler, conducted a year-long series of popular, public art workshops and initiatives from her base in historic Branscombe House.

New memorial street signs, incorporating a poppy motif were installed on City streets named after Richmond soldiers killed in military service.



Seine Net Loft exhibits. Photo by Joel Baziuk.

3. A Well-Planned Community

Adhere to effective planning and growth management practices to maintain and enhance the livability, sustainability and desirability of our city and its neighbourhoods, and to ensure the results match the intentions of our policies and bylaws.

2016 Achievement

A Police Services Review was undertaken to consider the most appropriate model for police service delivery for Richmond. Council decided to continue its contract with the RCMP over creating a municipal police force.

The City adopted a new Arterial Roads Policy allowing for greater density along most of Richmond's main roadways, helping to address housing affordability. Further regulations governing residential building massing and height were also adopted to address livability concerns.

4. Leadership in Sustainability

Continue advancement of the City's sustainability framework and initiatives to improve the short and long term livability of our city that maintain Richmond's position as a leader in sustainable programs, practices and innovations.

2016 Achievement

The Alexandra District Energy Utility was expanded to serve over 1,100 residential units and 280,000 square feet in other buildings. This includes the first Walmart in North America to be served by a district energy utility. In addition, over 1,100 residential units are now connected to the Oval Village District Energy Utility.

The new City Centre Community Centre received gold certification through the Leadership in Energy and Environmental Design (LEED) program.



Memorial street signs.

5. Partnerships and Collaboration

Continue development and utilization of collaborative approaches and partnerships with intergovernmental and other agencies to help meet the needs of the Richmond community.

2016 Achievement

The City, together with Tourism Richmond and the Richmond Hotels Association, secured approval to raise the local hotel room tax to 3% to provide additional funding for tourism marketing and attraction development.

6. Quality Infrastructure Networks

Continue diligence towards the development of infrastructure networks that are safe, sustainable, and address the challenges associated with aging systems, population growth and environmental impact.

2016 Achievement

Construction began on the \$79.6 million Minoru Centre for Active Living, which will house a new aquatics and seniors centre and other recreational services. Construction was also launched on the new Brighthouse and Cambie fire halls.

7. Strong Financial Stewardship

Maintain the City's strong financial position through effective budget processes, the efficient and effective use of financial resources and the prudent leveraging of economic and financial opportunities to increase current and long-term financial sustainability.

2016 Achievement

The City secured \$16.6 million in provincial funding to support further improvements to the City's critical network of dikes and pump stations.

Continued implementation of the City's Digital Strategy used technology to improve customer service and efficiency. This included allowing property owners to use credit cards to pay their property taxes.



Canadian women's volleyball team.



Record year for filming.

8. Supportive Economic Development Environment

Review, develop and implement plans, policies, programs and practices to increase business and visitor appeal and promote local economic growth and resiliency.

2016 Achievement

The Richmond Film Office recorded its second straight record-breaking year for filming activity. In 2016, filming activity occurred on three out of every four days.

Richmond Sport Hosting reached an agreement for Canada's national women's volleyball team to make the Richmond Olympic Oval its national training centre for 5 years beginning in 2017.

9. Well-Informed Citizenry

Continue to develop and provide programs and services that ensure the Richmond community is well-informed and engaged on City business and decision making.

2016 Achievement

Online access was provided to an array of archival records and corporate information dating back to 1879. This adds to thousands of digitized photographs, Council minutes, bylaws and other City records now available online. An online Museum Collection was also launched, providing digital images of 2,100 artifacts.

Additional information on the success indicators in support of these objectives can be found at:

www.richmond.ca/cityhall/council/about/goals

Report from the General Manager, Finance and Corporate Services

I am pleased to submit the City of Richmond's consolidated financial statements for the year ended December 31, 2016, pursuant to Section 167 of the Community Charter. These statements contain the 2016 financial results for the "City," which includes the City of Richmond, Lulu Island Energy Company Ltd., Richmond Olympic Oval Corporation and the Richmond Public Library.

Management is responsible for the preparation of the financial statements and the external auditors, KPMG LLP, have conducted an independent examination and have expressed their opinion that the consolidated financial statements present fairly in all material respects, as at December 31, 2016 in accordance with Canadian public sector accounting standards.

The City continued to strengthen its financial position in 2016. The City's net worth reached \$2.8B (2015: \$2.7B) and cash and investments increased to \$997.0M (2015: \$951.4M). Net financial assets were \$662.7M (2015: \$664.0M) while reserve fund balances increased to \$471.8M (2015: \$461.2M).

Revenues for 2016 were \$484.9M (2015: \$527.1M) and expenses were \$379.4M (2015: \$373.6M). The change in revenue was mainly due to exceptional development activity during 2015 that returned to still elevated, but more standard levels in 2016. Developer contributed assets decreased by \$37.4M in 2016 to \$24.4M and developer community amenity contributions decreased by \$19.6M to \$10.1M. The expense increases were mainly due to increases to the RCMP policing contract, including a retroactive wage settlement, collective agreement increases and facility maintenance. The construction value of building permits issued in 2016 was \$715.8M (2015: \$983.4M), the third highest year on record.

These financial results are a reflection of City Council's commitment to ongoing financial sustainability through the Long Term Financial Management Strategy. This strategy ensures that the City delivers good value for taxpayers through its various services, while continuing to expand and renew infrastructure, contain costs, grow the investment lands and above all, ensure that we have a City in a secure financial condition for present and future generations.

In 2016, Richmond had the fifth lowest residential property taxes out of 21 municipalities in Metro Vancouver and was second lowest in our comparator group of the largest five municipalities by population.

Richmond's financial position and economic outlook remain strong. We continue to place significant emphasis on maintaining community livability through outstanding services, working on a resilient economy strategy in support of local businesses and implementing a digital strategy to propel the City to the forefront of innovation in North America.



Andrew Nazareth, BEc, CPA, CGA
General Manager, Finance and Corporate Services
May 8, 2017

City of Richmond audited financial statements

Year ended December 31, 2016



KPMG Enterprise™
Metro Tower I
4710 Kingsway, Suite 2400
Burnaby BC V5H 4M2
Canada
Telephone (604) 527-3600
Fax (604) 527-3636

INDEPENDENT AUDITORS' REPORT

To the Mayor and Council

We have audited the accompanying consolidated financial statements of the City of Richmond, which comprise the consolidated statement of financial position as at December 31, 2016 and the consolidated statements of operations, changes in net financial assets and cash flows for the year then ended, and notes, comprising a summary of significant accounting policies and other explanatory information.

Management's Responsibility for the Consolidated Financial Statements

Management is responsible for the preparation and fair presentation of these consolidated financial statements in accordance with Canadian public sector accounting standards, and for such internal control as management determines is necessary to enable the preparation of consolidated financial statements that are free from material misstatement, whether due to fraud or error.

Auditors' Responsibility

Our responsibility is to express an opinion on these consolidated financial statements based on our audit. We conducted our audit in accordance with Canadian generally accepted auditing standards. Those standards require that we comply with ethical requirements and plan and perform the audit to obtain reasonable assurance about whether the consolidated financial statements are free from material misstatement.

An audit involves performing procedures to obtain audit evidence about the amounts and disclosures in the consolidated financial statements. The procedures selected depend on our judgment, including the assessment of the risks of material misstatement of the consolidated financial statements, whether due to fraud or error. In making those risk assessments, we consider internal control relevant to the entity's preparation and fair presentation of the consolidated financial statements in order to design audit procedures that are appropriate in the circumstances, but not for the purpose of expressing an opinion on the effectiveness of the entity's internal control. An audit also includes evaluating the appropriateness of accounting policies used and the reasonableness of accounting estimates made by management, as well as evaluating the overall presentation of the consolidated financial statements.

We believe that the audit evidence we have obtained is sufficient and appropriate to provide a basis for our audit opinion.

Opinion

In our opinion, the consolidated financial statements present fairly, in all material respects, the consolidated financial position of the City of Richmond as at December 31, 2016, and its consolidated results of operations, its changes in net consolidated financial assets and its consolidated cash flows for the year then ended in accordance with Canadian public sector accounting standards.

A handwritten signature in black ink that reads 'KPMG LLP' with a horizontal line underneath.

Chartered Professional Accountants

May 8, 2017
Burnaby, Canada

KPMG LLP is a Canadian limited liability partnership and a member firm of the KPMG network of independent member firms affiliated with KPMG International Cooperative ("KPMG International"), a Swiss entity. KPMG Canada provides services to KPMG LLP.

CITY OF RICHMOND

Consolidated Statement of Financial Position
(Expressed in thousands of dollars)

December 31, 2016, with comparative information for 2015

	2016	2015
Financial Assets		
Cash and cash equivalents	\$ 18,335	\$ 21,800
Investments (note 3)	978,638	929,590
Accrued interest receivable	6,972	6,287
Accounts receivable (note 4)	27,766	30,162
Taxes receivable	9,422	8,010
Development fees receivable	16,712	21,135
Debt reserve fund - deposits (note 5)	508	508
	1,058,353	1,017,492
Liabilities		
Accounts payable and accrued liabilities (note 6)	96,720	87,701
Development cost charges (note 7)	117,597	111,591
Deposits and holdbacks (note 8)	72,796	58,896
Deferred revenue (note 9)	66,320	48,711
Debt, net of MFA sinking fund deposits (note 10)	42,181	46,583
	395,614	353,482
Net financial assets	662,739	664,010
Non-Financial Assets		
Tangible capital assets (note 11)	2,168,259	2,062,895
Inventory of materials and supplies	3,138	2,359
Prepaid expenses	2,525	1,930
	2,173,922	2,067,184
Accumulated surplus (note 12)	\$ 2,836,661	\$ 2,731,194

Commitments and contingencies (note 16)

See accompanying notes to consolidated financial statements.



General Manager, Finance and Corporate Services

CITY OF RICHMOND

Consolidated Statement of Operations
(Expressed in thousands of dollars)

Year ended December 31, 2016, with comparative information for 2015

	2016 Budget (Notes 2(n) and 22)	2016	2015
Revenue:			
Taxation and levies	\$ 197,965	\$ 198,612	\$ 189,136
Utility fees	98,773	97,819	94,290
Sales of services	33,692	38,231	34,186
Payments-in-lieu of taxes	13,473	14,770	15,109
Provincial and federal grants	7,376	9,101	8,654
Development cost charges	26,875	16,632	17,818
Other capital funding sources	69,115	26,601	72,575
Other revenues:			
Investment income	14,694	17,614	16,303
Gaming revenue	18,088	17,559	19,555
Licenses and permits	9,184	12,422	10,747
Other (note 19)	9,799	35,543	48,755
	<u>499,034</u>	<u>484,904</u>	<u>527,128</u>
Expenses:			
Law and community safety	93,357	89,752	85,386
Utilities: water, sewer and sanitation	85,159	84,183	83,650
Engineering, public works and project development	65,630	61,243	56,294
Community services	59,019	59,592	68,246
General government	53,665	44,583	43,438
Planning and development	14,324	14,233	13,211
Richmond Olympic Oval	14,890	15,120	13,395
Library services	9,754	9,788	9,463
Lulu Island Energy Company	939	943	491
	<u>396,737</u>	<u>379,437</u>	<u>373,574</u>
Annual surplus	102,297	105,467	153,554
Accumulated surplus, beginning of year	2,731,194	2,731,194	2,577,640
Accumulated surplus, end of year	<u>\$ 2,833,491</u>	<u>\$ 2,836,661</u>	<u>\$ 2,731,194</u>

See accompanying notes to consolidated financial statements.

CITY OF RICHMOND

Consolidated Statement of Changes in Net Financial Assets (Expressed in thousands of dollars)

Year ended December 31, 2016, with comparative information for 2015

	2016 Budget	2016	2015
	(Notes 2(n) and 22)		
Surplus for the year	\$ 102,297	\$ 105,467	\$ 153,554
Acquisition of tangible capital assets	(121,102)	(139,781)	(86,941)
Contributed tangible capital assets	(55,000)	(24,441)	(61,807)
Amortization of tangible capital assets	55,347	55,933	53,966
Gain on disposal of tangible capital assets	-	(12,859)	(5,157)
Proceeds on sale of tangible capital assets	-	15,784	7,678
	(18,458)	103	61,293
Acquisition of inventories of supplies	-	(3,138)	(2,359)
Acquisition of prepaid expenses	-	(2,525)	(1,930)
Consumption of inventories of supplies	-	2,359	2,415
Use of prepaid expenses	-	1,930	1,971
Change in net financial assets	(18,458)	(1,271)	61,390
Net financial assets, beginning of year	664,010	664,010	602,620
Net financial assets, end of year	\$ 645,552	\$ 662,739	\$ 664,010

See accompanying notes to consolidated financial statements.

CITY OF RICHMOND

Consolidated Statement of Cash Flows
(Expressed in thousands of dollars)

Year ended December 31, 2016, with comparative information for 2015

	2016	2015
Cash provided by (used in):		
Operations:		
Annual surplus	\$ 105,467	\$ 153,554
Items not involving cash:		
Amortization	55,933	53,966
Gain on disposal of tangible capital assets	(12,859)	(5,157)
Contributions of tangible capital assets	(24,441)	(61,807)
Change in non-cash operating working capital:		
Accrued interest receivable	(685)	(924)
Accounts receivable	2,396	(2,112)
Taxes receivable	(1,412)	(529)
Development fees receivable	4,423	4,225
Debt reserve fund	-	200
Prepaid expenses	(595)	41
Inventories of supplies	(779)	56
Accounts payable and accrued liabilities	9,019	(608)
Deposits and holdbacks	13,900	(6,207)
Deferred revenue	17,609	6,888
Development cost charges	6,006	28,626
Net change in cash from operating activities	173,982	170,212
Capital activities:		
Cash used to acquire tangible capital assets	(139,781)	(86,941)
Proceeds on disposal of tangible capital assets	15,784	7,678
Net change in cash from capital activities	(123,997)	(79,263)
Financing activities:		
Decrease in debt	(4,402)	(4,232)
Principal payments on obligations under capital leases	-	(22)
Net change in cash from financing activities	(4,402)	(4,254)
Investing activities:		
Purchase of investments	(49,048)	(95,626)
Net change in cash and cash equivalents	(3,465)	(8,931)
Cash and cash equivalents, beginning of year	21,800	30,731
Cash and cash equivalents, end of year	\$ 18,335	\$ 21,800

See accompanying notes to consolidated financial statements.

CITY OF RICHMOND

Notes to Consolidated Financial Statements
(Tabular amounts expressed in thousands of dollars)

Year ended December 31, 2016

1. Operations:

The City of Richmond (the "City") is incorporated under the Local Government Act of British Columbia. The City's principal activities include the provision of local government services to residents of the incorporated area. These include administrative, protective, transportation, environmental, recreational, water, and sewer.

2 Significant accounting policies:

These consolidated financial statements of the City are the representation of management and have been prepared in accordance with Canadian generally accepted accounting principles as prescribed by the Public Sector Accounting Board ("PSAB") of the Chartered Professional Accountants Canada.

(a) Basis of consolidation:

These consolidated financial statements reflect a combination of the City's General Revenue, General Capital and Loan, Waterworks and Sewerworks, and Reserve Funds consolidated with the Richmond Public Library (the "Library"), the Richmond Olympic Oval (the "Oval") and the Lulu Island Energy Company Ltd. ("LIEC"). The Library is consolidated as the Library Board is appointed by the City. The Oval and LIEC are consolidated as they are wholly-owned municipal corporations of the City and operate as other government organizations. Interfund transactions, fund balances and activities have been eliminated on consolidation.

(i) General Revenue Fund:

This fund is used to account for the current operations of the City as provided for in the Annual Budget, including collection of taxes, administering operations, policing, and servicing general debt.

(ii) General Capital and Loan Fund:

This fund is used to record the City's tangible capital assets and work-in-progress, including engineering structures such as roads and bridges, and the related long-term debt.

(iii) Waterworks and Sewerworks Funds:

These funds have been established to cover the costs of operating these utilities, with related capital and loan funds to record the related capital assets and long-term debt.

(iv) Reserve Funds:

Certain funds are established by bylaws for specific purposes. They are funded primarily by budgeted contributions from the General Revenue Fund and developer contributions plus interest earned on fund balances.

CITY OF RICHMOND

Notes to Consolidated Financial Statements (continued)
(Tabular amounts expressed in thousands of dollars)

Year ended December 31, 2016

2. Significant accounting policies (continued):

(b) Basis of accounting:

The City follows the accrual method of accounting for revenues and expenses. Revenues are recognized in the year in which they are earned and measurable. Expenses are recognized as they are incurred and measurable as a result of receipt of goods and services and/or the creation of a legal obligation to pay.

(c) Government transfers:

Restricted transfers from governments are deferred and recognized as revenue as the related expenditures are incurred or the stipulations in the related agreement are met. Unrestricted transfers are recognized as revenue when received or if the amount to be received can be reasonably estimated and collection is reasonably assured.

(d) Cash and cash equivalents:

Cash and cash equivalents consist of cash, highly liquid money market investments and short-term investments with maturities of less than 90-days from date of acquisition.

(e) Investments:

Investments are recorded at cost, adjusted for amortization of premiums or discounts. Provisions for losses are recorded when they are considered to be other than temporary. At various times during the term of each individual investment, market value may be less than cost. Such declines in value are considered temporary for investments with known maturity dates as they generally reverse as the investments mature and therefore an adjustment to market value for these market declines is not recorded.

(f) Accounts receivable:

Accounts receivable are net of an allowance for doubtful accounts and therefore represent amounts expected to be collected.

(g) Development cost charges:

Development cost charges are restricted by legislation to expenditures on capital infrastructure. These amounts are deferred upon receipt and recognized as revenue when the expenditures are incurred in accordance with the restrictions.

(h) Post-employment benefits:

The City and its employees make contributions to the Municipal Pension Plan. As this plan is a multi-employee plan, contributions are expensed as incurred.

Post-employment benefits also accrue to the City's employees. The liabilities related to these benefits are actuarially determined based on service and best estimates of retirement ages and expected future salary and wage increases. The liabilities under these benefits plans are accrued based on projected benefits prorated as employees render services necessary to earn the future benefits.

CITY OF RICHMOND

Notes to Consolidated Financial Statements (continued)
(Tabular amounts expressed in thousands of dollars)

Year ended December 31, 2016

2. Significant accounting policies (continued):

(i) Non-financial assets:

Non-financial assets are not available to discharge existing liabilities and are held for use in the provision of services. They have useful lives extending beyond the current year and are not intended for sale in the ordinary course of operations.

(i) Tangible capital assets:

Tangible capital assets are recorded at cost, which includes amounts that are directly attributable to acquisition, construction, development, or betterment of the assets. The cost, less the residual value, of the tangible capital assets, excluding land are amortized on a straight-line basis over their estimated useful lives as follows:

Asset	Useful life - years
Buildings and building improvements	10 - 75
Infrastructure	5 - 100
Vehicles, machinery and equipment	3 - 40
Library's collections, furniture and equipment	4 - 20

Amortization is charged over the asset's useful life commencing when the asset is acquired. Assets under construction are not amortized until the asset is available for productive use.

(ii) Contributions of tangible capital assets:

Tangible capital assets received as contributions are recorded at their fair value at the date of receipt and also are recorded as revenue.

(iii) Natural resources:

Natural resources that have been purchased are not recognized as assets in these consolidated financial statements.

(iv) Works of art and cultural and historic assets:

Works of art and cultural and historic assets are not recorded as assets in these consolidated financial statements.

(v) Interest capitalization:

The City does not capitalize interest costs associated with the construction of a tangible capital asset.

CITY OF RICHMOND

Notes to Consolidated Financial Statements (continued)
(Tabular amounts expressed in thousands of dollars)

Year ended December 31, 2016

2. Significant accounting policies (continued):

(i) Non-financial assets (continued):

(vi) Labour capitalization:

Internal labour directly attributable to the construction, development or implementation of a tangible capital asset is capitalized.

(vii) Leased tangible capital assets:

Leases which transfer substantially all of the benefits and risks incidental to ownership of property are accounted for as leased tangible capital assets. All other leases are accounted for as operating leases and the related payments are charged to expenses as incurred.

(viii) Impairment of tangible capital assets:

Tangible capital assets are written down when conditions indicate that they no longer contribute to the City's ability to provide goods and services, or when the value of future economic benefits associated with the tangible capital assets are less than their net book value. The net write-downs are accounted for as expenses in the consolidated statement of operations.

(ix) Inventory of materials and supplies:

Inventory is recorded at cost, net of an allowance for obsolete stock. Cost is determined on a weighted average basis.

(j) Revenue recognition:

Revenues are recognized in the period in which the transactions or events occurred that gave rise to the revenues. All revenues are recorded on an accrual basis, except when the accruals cannot be determined with a reasonable degree of certainty or when their estimation is impractical.

The City is required to act as the agent for the collection of certain taxes and fees imposed by other authorities. Collections for other authorities are excluded from the City's taxation revenues.

(k) Deferred revenue:

The City defers a portion of the revenue collected from permits, licenses and other fees and recognizes this revenue in the year in which related inspections are performed or other related expenditures are incurred.

Deferred revenue also represents funds received from external parties for specified purposes. These revenues are recognized in the period in which the related expenses are incurred.

CITY OF RICHMOND

Notes to Consolidated Financial Statements (continued)
(Tabular amounts expressed in thousands of dollars)

Year ended December 31, 2016

2. Significant accounting policies (continued):

(l) Deposits:

Receipts restricted by the legislation of senior governments or by agreement with external parties are deferred and reported as deposits and are refundable under certain circumstances. When qualifying expenditures are incurred, deposits are recognized as revenue at amounts equal to the qualifying expenditures.

(m) Debt:

Debt is recorded net of related sinking fund balances.

(n) Budget information:

Budget information, presented on a basis consistent with that used for actual results, was included in the City's 5 Year Consolidated Financial Plan (2016-2020) ("Consolidated Financial Plan") and was adopted through Bylaw No. 9521 on March 14, 2016.

(o) Contaminated sites:

Contaminated sites are a result of contamination being introduced into air, soil, water, or sediment of a chemical, organic or radioactive material of live organism that exceeds an environmental standard. Liabilities are recorded net of any expected recoveries.

A liability for remediation of contaminated sites is recognized when a site is not in productive use and the following criteria are met:

- (i) An environmental standard exists;
- (ii) Contamination exceeds the environmental standard;
- (iii) The City is directly responsible or accepts responsibility;
- (iv) It is expected that future economic benefits will be given up; and
- (v) A reasonable estimate of the amount can be made.

The liability is recognized as management's estimate of the cost of post-remediation including operation, maintenance and monitoring that are an integral part of the remediation strategy for a contaminated site.

(p) Use of accounting estimates:

The preparation of these financial statements requires management to make estimates and assumptions that affect the reported amounts of assets and liabilities and disclosure of contingent assets and liabilities at the date of the financial statements and the reported amount of revenue and expenditures during the reporting period.

CITY OF RICHMOND

Notes to Consolidated Financial Statements (continued)
(Tabular amounts expressed in thousands of dollars)

Year ended December 31, 2016

2. Significant accounting policies (continued):

(p) Use of accounting estimates (continued):

Significant areas requiring the use of management estimates relate to the value of contributed tangible capital assets, value of developer contributions, useful lives for amortization, determination of provisions for accrued liabilities, performing actuarial valuation of employee future benefits, allowance for doubtful accounts, and provision for contingencies. Actual results could differ from those estimates. Adjustments, if any, will be reflected in the financial statements in the period that the change in estimate is made, as well as in the period of settlement if the amount is different.

(q) Segment disclosures:

A segment is defined as a distinguishable activity or group of activities of a government for which it is appropriate to separately report financial information to achieve the objectives of the standard. The City has provided definitions of segments as well as presented financial information in segment format.

3. Investments:

	2016		2015	
	Cost	Market value	Cost	Market value
Short-term notes and deposits	\$ 473,721	\$ 473,409	\$ 360,081	\$ 360,081
Government and government guaranteed bonds	213,542	216,895	220,228	227,567
Municipal Finance Authority Pooled Investment	44,172	43,834	43,212	43,212
Other bonds	247,203	249,235	306,069	307,385
	<u>\$ 978,638</u>	<u>\$ 983,373</u>	<u>\$ 929,590</u>	<u>\$ 938,245</u>

4. Accounts receivable:

	2016	2015
Water and sewer utilities	\$ 12,541	\$ 11,381
Casino revenues	3,951	4,532
Capital grant	2,345	2,482
Other trade receivables	8,929	11,767
	<u>\$ 27,766</u>	<u>\$ 30,162</u>

CITY OF RICHMOND

Notes to Consolidated Financial Statements (continued)
(Tabular amounts expressed in thousands of dollars)

Year ended December 31, 2016

5. Debt reserve fund deposits and contingent demand notes:

The City issues its debt instruments through the Municipal Finance Authority (the "MFA"). As a condition of these borrowings, a portion of the debenture proceeds is withheld by the MFA in a Debt Reserve Fund. The City also executes demand notes in connection with each debenture whereby the City may be required to loan certain amounts to the MFA. These demand notes are contingent in nature and are not reflected in the City's accounts. The details of the cash deposits and contingent demand notes at December 31, 2016 are as follows:

	Cash deposits	Contingent demand notes
General Revenue Fund	\$ 508	\$ 2,447

6. Accounts payable and accrued liabilities:

	2016	2015
Trade and other liabilities	\$ 65,417	\$ 55,995
Post-employment benefits (note 14)	31,303	31,706
	\$ 96,720	\$ 87,701

7. Development cost charges:

	2016	2015
Balance, beginning of year	\$ 111,591	\$ 82,965
Contributions	20,886	44,934
Interest	1,752	1,510
Revenue recognized	(16,632)	(17,818)
Balance, end of year	\$ 117,597	\$ 111,591

CITY OF RICHMOND

Notes to Consolidated Financial Statements (continued)
(Tabular amounts expressed in thousands of dollars)

Year ended December 31, 2016

8. Deposits and holdbacks:

	Balance, December 31, 2015	Deposit contributions	Refunds/ expenditures	Balance, December 31, 2016
Security deposits	\$ 40,326	\$ 22,129	\$ 11,485	\$ 50,970
Developer contribution	5,546	97	-	5,643
Contract holdbacks	2,809	6,822	3,867	5,764
Transit Oriented Development Fund	1,523	-	466	1,057
Other	8,692	36,720	36,050	9,362
	\$ 58,896	\$ 65,768	\$ 51,868	\$ 72,796

9. Deferred revenue:

	Balance, December 31, 2015	External restricted inflows	Revenue earned	Balance, December 31, 2016
Taxes and utilities	\$ 19,370	\$ 19,888	\$ 19,370	\$ 19,888
Building permits/development	12,085	5,952	5,030	13,007
Oval	5,598	10,098	9,877	5,819
Capital grants	4,596	18,856	2,358	21,094
Business licenses	2,509	2,070	2,094	2,485
Parking easement/leased land	2,417	48	44	2,421
Other	2,136	6,997	7,527	1,606
	\$ 48,711	\$ 63,909	\$ 46,300	\$ 66,320

10. Debt, net of MFA sinking fund deposits:

The interest rate for the year ended December 31, 2016 on the principal amount of the MFA debentures was 3.30% per annum. Interest expense incurred for the year on the long-term debt was \$1,676,895 (2015 - \$1,676,895).

The City obtains debt instruments through the MFA pursuant to security issuing bylaws under authority of the Community Charter to finance certain capital expenditures.

CITY OF RICHMOND

Notes to Consolidated Financial Statements (continued)
(Tabular amounts expressed in thousands of dollars)

Year ended December 31, 2016

10. Debt, net of MFA sinking fund deposits (continued):

Gross amount for the debt less principal payments and actuarial adjustments to date are as follows:

	Gross amount borrowed	Repayments and actuarial adjustments	Net debt 2016	Net debt 2015
General Fund	\$ 50,815	\$ 8,634	\$ 42,181	\$ 46,583

Repayments on net outstanding debenture debt over the next five years and thereafter are as follows:

2017	\$ 4,578
2018	4,761
2019	4,951
2020	5,149
2021	5,355
Thereafter	17,387
	\$ 42,181

11. Tangible capital assets:

Cost	Balance, December 31, 2015	Additions and transfers	Disposals	Balance, December 31, 2016
Land	\$ 803,645	\$ 43,966	\$ (1,706)	\$ 845,905
Buildings and building improvements	374,820	10,324	-	385,144
Infrastructure	1,644,206	48,218	(3,879)	1,688,545
Vehicles, machinery and equipment	110,120	8,271	(1,549)	116,842
Library's collections, furniture and equipment	9,670	374	(1,616)	8,428
Assets under construction	62,367	53,069	-	115,436
	\$ 3,004,828	\$ 164,222	\$ (8,750)	\$ 3,160,300

Accumulated amortization	Balance, December 31, 2015	Disposals	Amortization expense	Balance, December 31, 2016
Buildings and building improvements	\$ 141,680	\$ -	\$ 14,225	\$ 155,905
Infrastructure	728,117	(2,882)	33,198	758,433
Vehicles, machinery and equipment	66,805	(1,518)	7,482	72,769
Library's collections, furniture and equipment	5,331	(1,425)	1,028	4,934
	\$ 941,933	\$ (5,825)	\$ 55,933	\$ 992,041

CITY OF RICHMOND

Notes to Consolidated Financial Statements (continued)
(Tabular amounts expressed in thousands of dollars)

Year ended December 31, 2016

11. Tangible capital assets (continued):

	2016	2015
	Net book value	Net book value
Land	\$ 845,905	\$ 803,645
Buildings and building improvements	229,239	233,140
Infrastructure	930,112	916,089
Vehicles, machinery and equipment	44,073	43,315
Library's collection, furniture and equipment	3,494	4,339
Assets under construction	115,436	62,367
Balance, end of year	\$ 2,168,259	\$ 2,062,895

(a) Assets under construction:

Assets under construction having a value of \$115,436,184 (2015 - \$62,367,664) have not been amortized. Amortization of these assets will commence when the asset is put into service.

(b) Contributed tangible capital assets:

Contributed tangible capital assets have been recognized at fair market value at the date of contribution. The value of contributed assets received during the year is \$24,441,194 (2015 - \$61,806,695) comprised of infrastructure in the amount of \$17,308,488 (2015 - \$10,874,576), land in the amount of \$7,132,706 (2015 - \$50,606,219), and other assets in the amount of nil (2015 - \$325,900).

(c) Tangible capital assets disclosed at nominal values:

Where an estimate of fair value could not be made, the tangible capital asset was recognized at a nominal value.

(d) Works of art and historical treasures:

The City manages and controls various works of art and non-operational historical cultural assets including building, artifacts, paintings, and sculptures located at City sites and public display areas. The assets are not recorded as tangible capital assets and are not amortized.

(e) Write-down of tangible capital assets:

There were no write-downs of tangible capital assets during the year (2015 - nil).

CITY OF RICHMOND

Notes to Consolidated Financial Statements (continued)
(Tabular amounts expressed in thousands of dollars)

Year ended December 31, 2016

12. Accumulated surplus:

	General Funds and reserve	Water utility fund	Sanitary Sewer Utility fund	Richmond Olympic Oval	Library services	Lulu Island Energy Co.	2016 Total	2015 Total
Investment in tangible capital assets	\$ 2,104,682	\$ -	\$ -	\$ 8,987	\$ 3,495	\$ 25,660	\$ 2,142,824	\$ 2,055,479
Reserves (note 13)	467,585	-	-	4,261	-	-	471,846	461,178
Appropriated surplus	153,551	30,930	14,998	1,099	388	-	200,966	195,050
Surplus	10,342	244	6,647	552	686	(470)	18,001	17,265
Other equity	3,024	-	-	-	-	-	3,024	2,222
Balance, end of year	\$ 2,739,184	\$ 31,174	\$ 21,645	\$ 14,899	\$ 4,569	\$ 25,190	\$ 2,836,661	\$ 2,731,194

CITY OF RICHMOND

Notes to Consolidated Financial Statements (continued)
(Tabular amounts expressed in thousands of dollars)

Year ended December 31, 2016

13. Reserves:

	2015	Change during year	2016
Reserve funds:			
Affordable housing	\$ 24,934	\$ (1,208)	\$ 23,726
Arts, culture and heritage	4,449	89	4,538
Capital building and infrastructure	60,412	3,064	63,476
Capital reserve	157,778	(2,106)	155,672
Capstan station	9,508	5,449	14,957
Child care development	2,335	1,454	3,789
Community legacy and land replacement	16,994	(8,581)	8,413
Drainage improvement	52,922	2,981	55,903
Equipment replacement	16,882	1,689	18,571
Leisure facilities	5,275	293	5,568
Local improvements	6,767	(545)	6,222
Neighborhood improvement	6,975	(42)	6,933
Public art program	3,056	52	3,108
Sanitary sewer	41,687	2,840	44,527
Steveston off-street parking	299	6	305
Steveston road ends	458	(51)	407
Waterfront improvement	642	(27)	615
Watermain replacement	46,614	4,241	50,855
Oval	3,191	1,070	4,261
	\$ 461,178	\$ 10,668	\$ 471,846

14. Post-employment benefits:

The City provides certain post-employment benefits, non-vested sick leave, compensated absences, and termination benefits to its employees.

	2016	2015
Balance, beginning of year	\$ 31,706	\$ 30,755
Current service cost	1,980	1,924
Interest cost	906	912
Past service cost (credit)	(868)	-
Amortization of actuarial loss (gain)	(473)	93
Benefits paid	(1,948)	(1,978)
Balance, end of year	\$ 31,303	\$ 31,706

CITY OF RICHMOND

Notes to Consolidated Financial Statements (continued)
(Tabular amounts expressed in thousands of dollars)

Year ended December 31, 2016

14. Post-employment benefits (continued):

An actuarial valuation for these benefits was performed to determine the City's accrued benefit obligation as at December 31, 2016. The difference between the actuarially determined accrued benefit obligation of approximately \$31,556,000 and the liability of approximately \$31,303,000 as at December 31, 2016 is an unamortized net actuarial loss of \$253,000. This actuarial loss is being amortized over a period equal to the employees' average remaining service lifetime of 10-years.

	2016	2015
Actuarial benefit obligation:		
Liability, end of year	\$ 31,303	\$ 31,706
Unamortized actuarial loss (gain)	253	(3,049)
Balance, end of year	\$ 31,556	\$ 28,657

Actuarial assumptions used to determine the City's accrued benefit obligation are as follows:

	2016	2015
Discount rate	3.30%	3.10%
Expected future inflation rate	2.00%	2.00%
Expected wage and salary range increases	2.50% to 3.00%	2.50%

15. Pension plan:

The City and its employees contribute to the Municipal Pension Plan (a jointly trustee pension plan). The Board of Trustees, representing plan members and employers, is responsible for administering the plan, including investment of assets and administration of benefits. The plan is a multi-employer defined benefit pension plan. Basic pension benefits are based on a formula. As at December 31, 2015, the plan has about 189,000 active members and approximately 85,000 retired members. Active members include approximately 37,000 contributors from local governments.

Every three years, an actuarial valuation is performed to assess the financial position of the plan and adequacy of plan funding. The actuary determines an appropriate combined employer and member contribution rate to fund the plan. The actuary's calculated contribution rate is based on the entry-age normal cost method, which produces the long-term rate of member and employer contributions sufficient to provide benefits for average future entrants to the plan. This rate is then adjusted to the extent there is amortization of any funding deficit.

CITY OF RICHMOND

Notes to Consolidated Financial Statements (continued)
(Tabular amounts expressed in thousands of dollars)

Year ended December 31, 2016

15. Pension plan (continued):

The most recent valuation for the Municipal Pension Plan as at December 31, 2015, indicated a \$2,224 million funding surplus for basic pension benefits on a going concern basis.

The City of Richmond paid \$11,952,478 (2015 - \$11,766,393) for employer contributions while employees contributed \$9,827,790 (2015 - \$9,736,747) to the plan in fiscal 2016.

The next valuation will be as at December 31, 2018, with results available in 2019.

Employers participating in the plan record their pension expense as the amount of employer contributions made during the fiscal year (defined contribution pension plan accounting). This is because the plan records accrued liabilities and accrued assets for the plan in aggregate, resulting in no consistent and reliable basis for allocating the obligation, assets and cost to individual employers participating in the plan.

16. Commitments and contingencies:

(a) Joint and several liabilities:

The City has a contingent liability with respect to debentures of the Greater Vancouver Water District, Greater Vancouver Sewerage and Drainage District and Greater Vancouver Regional District, to the extent provided for in their respective Enabling Acts, Acts of Incorporation and Amending Acts. Management does not consider payment under this contingency to be likely and therefore no amounts have been accrued.

(b) Lease payments:

In addition to the obligations under capital leases, at December 31, 2016, the City was committed to operating lease payments for premises and equipment in the following approximate amounts:

2017	\$ 4,860
2018	4,483
2019	3,716
2020	2,301
2021 and thereafter	16,398

(c) Litigation:

As at December 31, 2016, there were a number of claims or risk exposures in various stages of resolution. The City has made no specific provision for those where the outcome is presently not determinable.

CITY OF RICHMOND

Notes to Consolidated Financial Statements (continued)
(Tabular amounts expressed in thousands of dollars)

Year ended December 31, 2016

16. Commitments and contingencies (continued):

(d) Municipal Insurance Association of British Columbia (“Association”):

The City is a participant in the Association. Should the Association pay out claims in excess of premiums received, it is possible that the City, along with other participants, would be required to contribute towards the deficit. Management does not consider external payment under this contingency to be likely and therefore, no amounts have been accrued.

(e) Contractual obligation:

The City has entered into various contracts for services and construction with periods ranging beyond one year. These commitments are in accordance with budgets passed by Council.

On October 30, 2014, LIEC and Corix Utilities Inc. (“Corix”) entered into a 30-year Concession Agreement (the “Agreement”), where Corix will design, construct, finance, operate, and maintain the infrastructure for the district energy utility at the Oval Village community. As part of the Agreement, the infrastructure will be owned by LIEC.

(f) E-Comm Emergency Communications for Southwest British Columbia Incorporated (“E-Comm”):

The City is a shareholder of the E-Comm whose services provided include: regional 9-1-1 call centre for the Greater Vancouver Regional District; Wide Area Radio network; dispatch operations; and records management. The City has 2 Class A shares and 1 Class B share (of a total of 28 Class A and 23 Class B shares issued and outstanding as at December 31, 2016). As a Class A shareholder, the City shares in both funding the future operations and capital obligations of E-Comm (in accordance with a cost sharing formula), including any lease obligations committed to by E-Comm up to the shareholder’s withdrawal date.

(g) Community Associations:

The City has a close relationship with the various community associations which operate the community centers throughout the City. While they are separate legal entities, the City does generally provide the buildings and grounds for the use of the community associations as well as pay the operating costs of the facilities. Typically the community associations are responsible for providing programming and services to the community. The community associations retain all revenue which they receive. The City provides the core staff for the facilities as well as certain additional services such as information technology services.

17. Trust funds:

Certain assets have been conveyed or assigned to the City to be administered as directed by agreement or statute. The City holds the assets for the benefit of and stands in fiduciary relationship to the beneficiary. The following trust fund is excluded from the City’s financial statements.

	2016	2015
Richmond Community Associations	\$ 1,270	\$ 1,248

CITY OF RICHMOND

Notes to Consolidated Financial Statements (continued)
(Tabular amounts expressed in thousands of dollars)

Year ended December 31, 2016

18. Collections for other authorities:

The City is obligated to collect certain taxation revenue on behalf of other government bodies. These funds are excluded from the City's financial statements since they are not revenue of the City. Such taxes collected and remitted to the government bodies during the year are as follows:

	2016	2015
Province of British Columbia - Schools	\$ 149,518	\$ 146,405
Greater Vancouver Regional District and others	42,104	41,772
	<u>\$ 191,622</u>	<u>\$ 188,177</u>

19. Other revenues:

	2016	2015
Developer contributions	\$ 10,098	\$ 29,648
Tangible capital assets gain on sale of land	13,880	5,912
Taxes and fines	2,730	3,350
Parking program	2,153	2,108
Other	6,682	7,737
	<u>\$ 35,543</u>	<u>\$ 48,755</u>

20. Government transfers:

Government transfers are received for operating and capital activities. The operating transfers consist of gaming revenue and provincial and federal grants. Capital transfers are included in other capital funding sources revenue. The source of the government transfers are as follows:

	2016	2015
Operating:		
Province of BC	\$ 22,652	\$ 24,553
TransLink	2,595	2,329
Government of Canada	1,413	1,327
Capital:		
Government of Canada	941	3,098
TransLink	1,049	76
Province of BC	104	474
	<u>\$ 28,754</u>	<u>\$ 31,857</u>

CITY OF RICHMOND

Notes to Consolidated Financial Statements (continued)
(Tabular amounts expressed in thousands of dollars)

Year ended December 31, 2016

21. Segmented reporting:

The City of Richmond provides a wide variety of services to its residents. For segment disclosure, these services are grouped and reported under service areas/departments that are responsible for providing such services. They are as follows:

- (a) **Law and Community Safety** brings together the City's public safety providers such as Police (RCMP), Fire-Rescue, Emergency Programs, and Community Bylaws along with sections responsible for legal and regulatory matters. It is responsible for ensuring safe communities by providing protection services with a focus on law enforcement, crime prevention, emergency response, protection of life and properties, and legal services.
- (b) **Utilities** provide such services as planning, designing, constructing, operating, and maintaining the City's infrastructure of water and sewer networks and sanitation and recycling.
- (c) **Engineering, Public Works and Project Development** comprises of General Public Works, Roads and Construction, Storm Drainage, Fleet Operations, Engineering, Project Development, and Facility Management. The services provided are construction and maintenance of the City's infrastructure and all City owned buildings, maintenance of the City's road networks, managing and operating a mixed fleet of vehicles, heavy equipment and an assortment of specialized work units for the City operations, development of current and long-range engineering planning and construction of major projects.
- (d) **Community Services** comprises of Parks, Recreation, Arts, Culture and Heritage Services and Community Social Development. These departments ensure recreation opportunities in Richmond by maintaining a variety of facilities such as arenas, community centres, pools, etc. It designs, constructs and maintains parks and sports fields to ensure there is adequate open green space and sports fields available for Richmond residents. It also addresses the economic, arts, culture, and community issues that the City encounters.
- (e) **General Government** comprises of Mayor and Council, Corporate Administration, and Finance and Corporate Services. It is responsible for adopting bylaws, effectively administering city operations, levying taxes, providing sound management of human resources, information technology, City finance, and ensuring high quality services to Richmond residents.
- (f) **Planning and Development** is responsible for land use plans, developing bylaws and policies for sustainable development in the City including the City's transportation systems.
- (g) **Richmond Olympic Oval** is formed as a wholly owned subsidiary of the City. The City uses the Richmond Olympic Oval facility as a venue for a wide range of sports, business and community activities. The financial statements include the Oval's 50% proportionate share of operations of VROX Sport Simulation Ltd. ("VROX"). VROX is a government partnership established to develop, manufacture and sell sport simulators to the Richmond Olympic Experience and third party customers.
- (h) **Richmond Public Library** provides public access to information by maintaining 5 branches throughout the City.
- (i) **Lulu Island Energy Company Ltd.** is formed as a municipal corporation wholly-owned by the City. The business of the LIEC is to manage and operate energy utilities, including but not limited to energy production, generation or exchange, transmission, distribution, maintenance, marketing and sale to customers.

CITY OF RICHMOND

Notes to Consolidated Financial Statements (continued)
(Tabular amounts expressed in thousands of dollars)

Year ended December 31, 2016

21. Segmented reporting (continued):

	Law and community safety	Utilities	Engineering public works and project development	Community services	General government	Planning and development	Total City subtotal
Revenue:							
Taxation and levies	\$ -	\$ -	\$ -	\$ -	\$ 198,612	\$ -	\$ 198,612
Utility fees	-	84,986	12,228	-	-	-	97,214
Sales of services	5,338	3,709	3,792	8,851	5,167	2,132	28,989
Payments-in-lieu of taxes	-	-	-	-	14,770	-	14,770
Provincial and federal grants	85	7	2,711	16	3,067	13	5,899
Development cost charges	-	1,671	3,747	7,761	2,361	1,092	16,632
Other capital funding sources	10	1,816	13,829	481	6,859	1,837	24,832
Other revenues:							
Investment income	-	542	-	-	17,072	-	17,614
Gaming revenue	657	-	-	-	16,902	-	17,559
Licenses and permits	294	-	61	-	3,816	8,201	12,372
Other	2,574	2,725	446	658	27,711	93	34,207
	8,958	95,456	36,814	17,767	296,337	13,368	468,700
Expenses:							
Wages and salaries	41,138	12,137	22,672	29,977	21,122	9,927	136,973
Public works maintenance	25	6,690	6,840	1,522	(1,380)	670	14,367
Contract services	43,338	8,460	2,957	2,868	3,587	1,402	62,612
Supplies and materials	2,395	27,860	1,370	13,233	7,916	610	53,384
Interest and finance	42	19,806	-	80	2,553	-	22,481
Transfer from (to) capital for tangible capital assets	274	963	2,383	5,511	185	259	9,575
Amortization of tangible capital assets	2,540	7,783	24,657	6,401	10,600	1,345	53,326
Loss on disposal of tangible capital assets	-	484	364	-	-	20	868
	89,752	84,183	61,243	59,592	44,583	14,233	353,586
Annual surplus (deficit)	\$ (80,794)	\$ 11,273	\$ (24,429)	\$ (41,825)	\$ 251,754	\$ (865)	\$ 115,114

CITY OF RICHMOND

Notes to Consolidated Financial Statements (continued)
(Tabular amounts expressed in thousands of dollars)

Year ended December 31, 2016

21. Segmented reporting (continued):

	Total City (from above)	Richmond Olympic Oval	Richmond Public Library	Lulu Island Energy Company	2016 consolidated	2015 consolidated
Revenue:						
Taxation and levies	\$ 198,612	\$ -	\$ -	\$ -	\$ 198,612	\$ 189,136
Utility fees	97,214	-	-	605	97,819	94,290
Sales of services	28,989	9,218	114	-	38,231	34,186
Payments-in-lieu of taxes	14,770	-	-	-	14,770	15,109
Provincial and federal grants	5,899	2,800	402	-	9,101	8,654
Development cost charges	16,632	-	-	-	16,632	17,818
Other capital funding sources	24,832	-	-	1,769	26,601	72,575
Other revenues:						
Investment income	17,614	-	-	-	17,614	16,303
Gaming revenue	17,559	-	-	-	17,559	19,555
Licenses and permits	12,372	-	-	50	12,422	10,747
Other	34,207	1,085	251	-	35,543	48,755
	468,700	13,013	767	2,424	484,904	527,128
Expenses:						
Wages and salaries	136,973	8,684	6,629	-	152,286	147,996
Public works maintenance	14,367	-	1	-	14,368	15,294
Contract services	62,612	-	581	390	63,583	59,073
Supplies and materials	53,384	5,042	1,545	256	60,227	55,750
Interest and finance	22,481	-	8	113	22,602	21,391
Transfer from (to) capital for tangible capital assets	9,575	-	(158)	-	9,417	19,349
Amortization of tangible capital assets	53,326	1,394	1,029	184	55,933	53,966
Loss on disposal of tangible capital assets	868	-	153	-	1,021	755
	353,586	15,120	9,788	943	379,437	373,574
Annual surplus (deficit)	\$ 115,114	\$ (2,107)	\$ (9,021)	\$ 1,481	\$ 105,467	\$ 153,554

CITY OF RICHMOND

Notes to Consolidated Financial Statements (continued)
(Tabular amounts expressed in thousands of dollars)

Year ended December 31, 2016

22. Budget data:

The budget data presented in these consolidated financial statements is based on the Consolidated Financial Plan adopted by Council on March 14, 2016. The chart below reconciles the adopted Consolidated Financial Plan to the budget figures reported in these consolidated financial statements.

	Financial plan bylaw No. 9521	Financial statement budget
Revenues:		
Consolidated financial plan	\$ 499,034	\$ 499,034
Expenses:		
Consolidated financial plan	397,388	397,388
Add: Acquisition of tangible capital assets	-	1,020
Less: LIEC budget adjustment	-	(369)
	<u>397,388</u>	<u>396,737</u>
Annual surplus	101,646	102,297
Less: Acquisition of tangible capital assets	(441,608)	-
Less: Transfer to reserves	(62,222)	-
Less: Debt principal	(4,402)	-
	<u>(406,586)</u>	-
Add: Capital funding	403,510	-
Add: Transfer from surplus	3,076	-
Annual surplus per consolidated statement of operations	<u>\$ -</u>	<u>\$ 102,297</u>

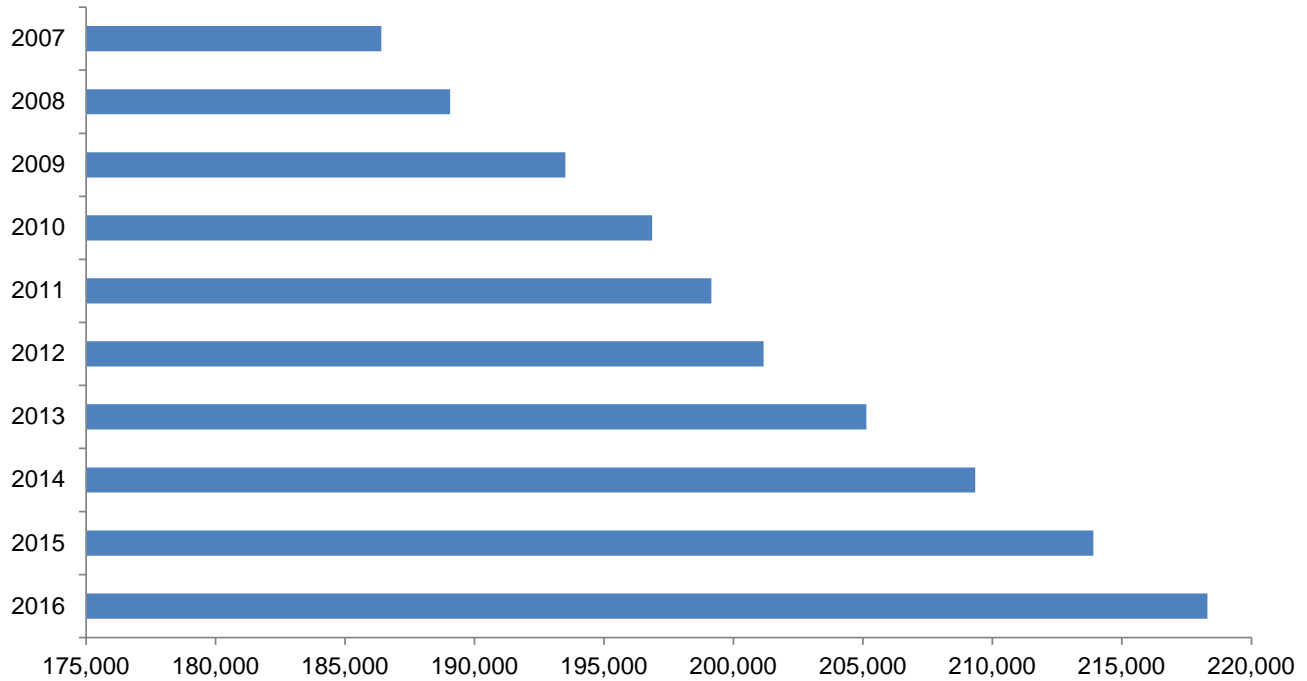
23. Comparative information:

Certain comparative information has been reclassified to conform to the financial statement presentation adopted for the current year.

City of Richmond statistical data

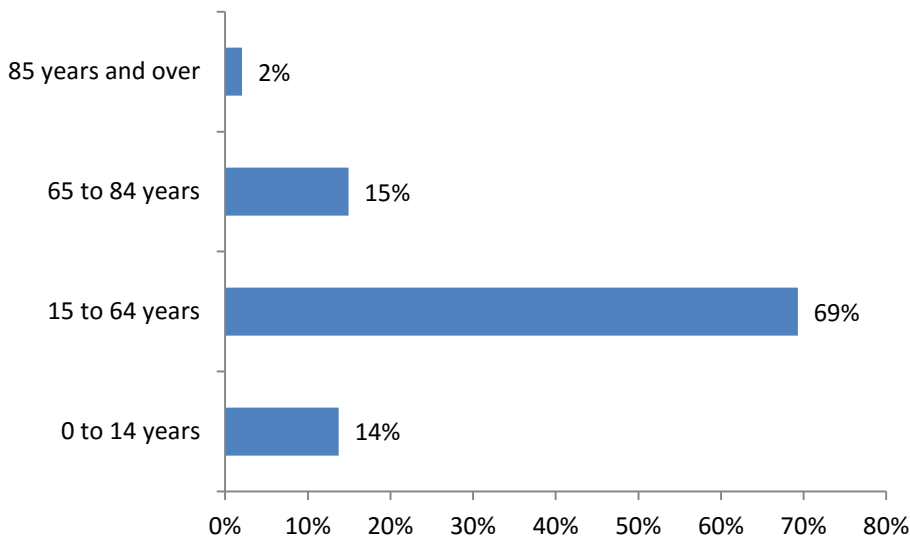
City of Richmond population 2007–2016.....	40
Total population by age groups	40
Immigrant status of Richmond residents by period of immigration	41
Language spoken most often at home	41
Highest level of education attainment for the population aged 25 to 64	42
Occupations of Richmond residents	42
Registration in Richmond Recreation and Cultural Services programs 2012–2016.....	43
Housing starts in Richmond 2007–2016.....	43
Richmond housing starts by type of units 2016.....	44
New dwelling units constructed 2007–2016	44
Construction value of building permits issued 2007–2016 (in \$000s)	45
Richmond business licences 2012–2016.....	45
City of Richmond budgeted capital construction costs 2012–2016 (in \$000s).....	46
Capital program by type 2016	46
Breakdown of residential tax bill 2016	47
Breakdown of actual municipal tax dollar 2016.....	47
2016 tax rates.....	48
2016 general revenue fund assessment and taxation by property class.....	48
Taxes levied on behalf of taxing authorities (in \$000s)	48
2012–2016 general assessment by property class (in \$000s)	49
Long-term debt repayments relative to expenditures 2012–2016 (in \$000s)	50
City of Richmond debt per capita 2012–2016.....	50
Net Debt 2012–2016 (in \$000s).....	50
Expenses by function 2012–2016 (in \$000s)	51
Expenses by object 2012–2016 (in \$000s).....	51
Revenue by source 2012–2016 (in \$000s)	52
Accumulated surplus 2012–2016 (in \$000s).....	52
Changes in net financial assets 2012–2016 (in \$000s).....	52
Reserves 2012–2016 (in \$000s).....	53
Investment portfolio per type 2015–2016 (\$000s).....	54
Ratio analysis indicators of financial condition	54

City of Richmond population 2007–2016



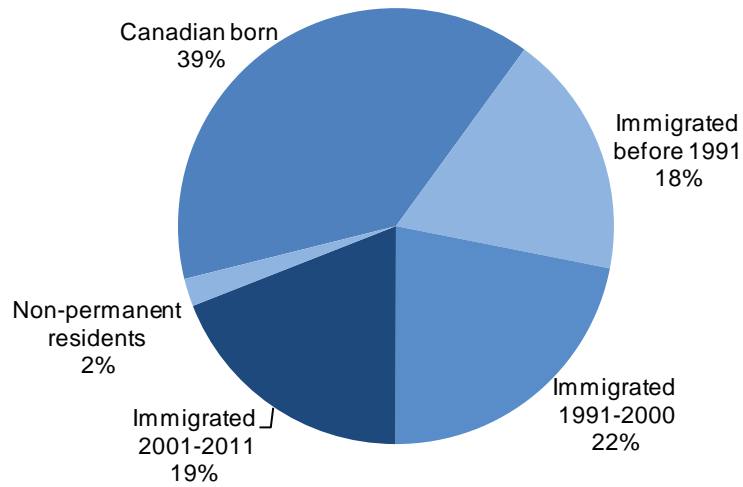
Source: City of Richmond Policy Planning Division

Total population by age groups



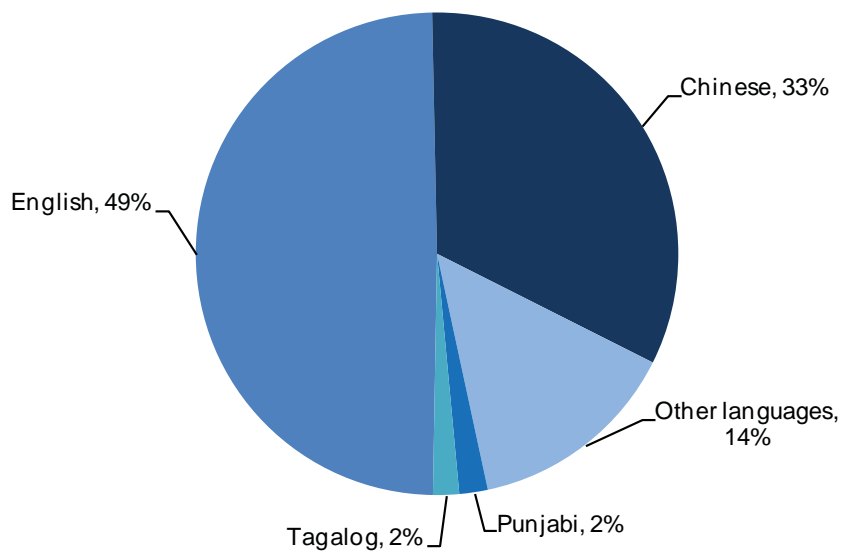
Source: Statistics Canada, 2016 Census of Population

Immigrant status of Richmond residents by period of immigration



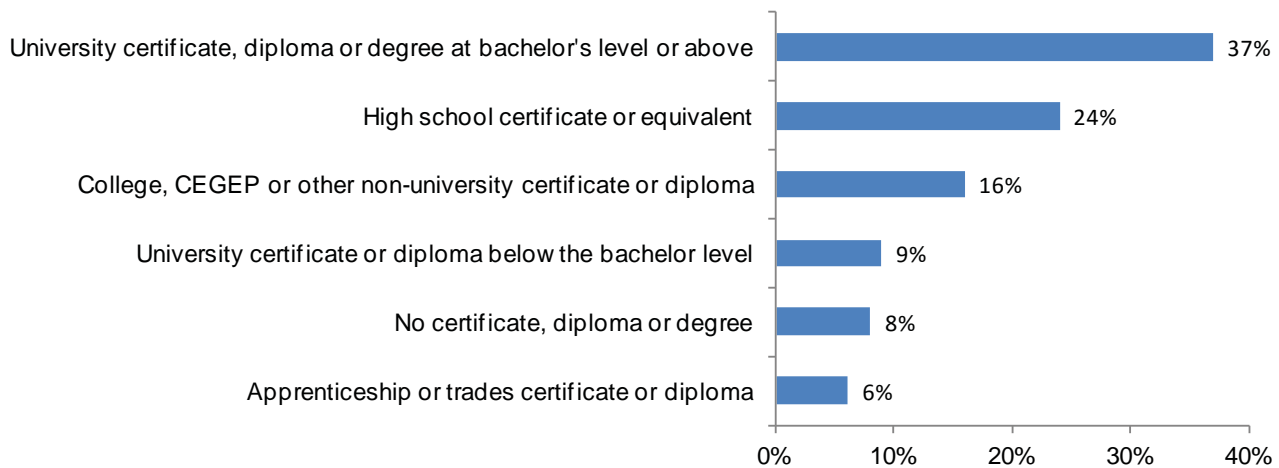
Source: Statistics Canada, 2011 National Household Survey (NHS)

Language spoken most often at home



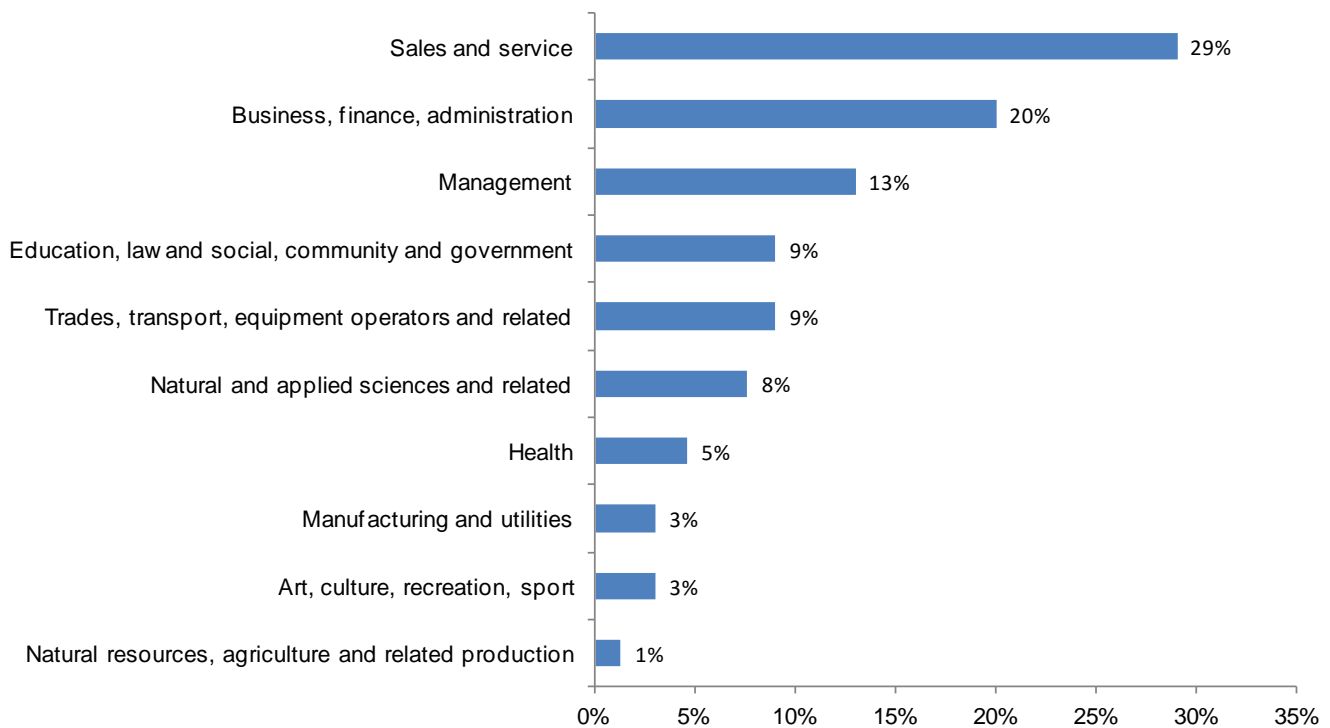
Source: Statistics Canada 2011 Census of Population

Highest level of education attainment for the population aged 25 to 64



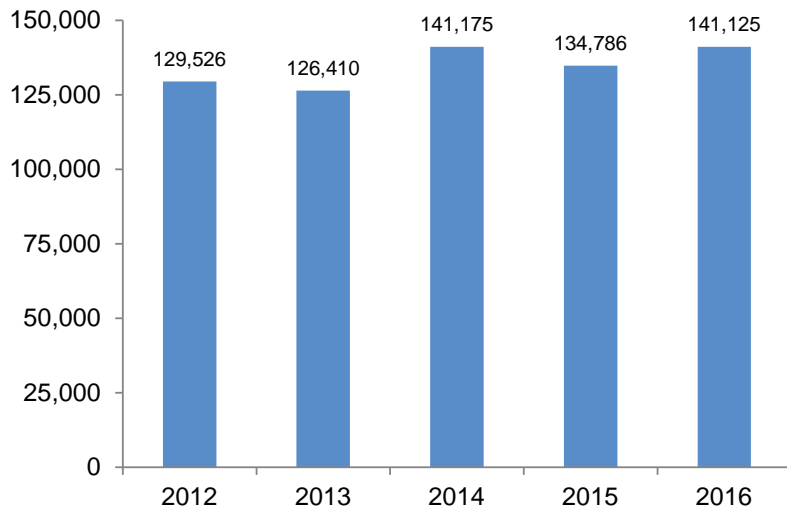
Source: Statistics Canada, 2011 National Household Survey (NHS)

Occupations of Richmond residents



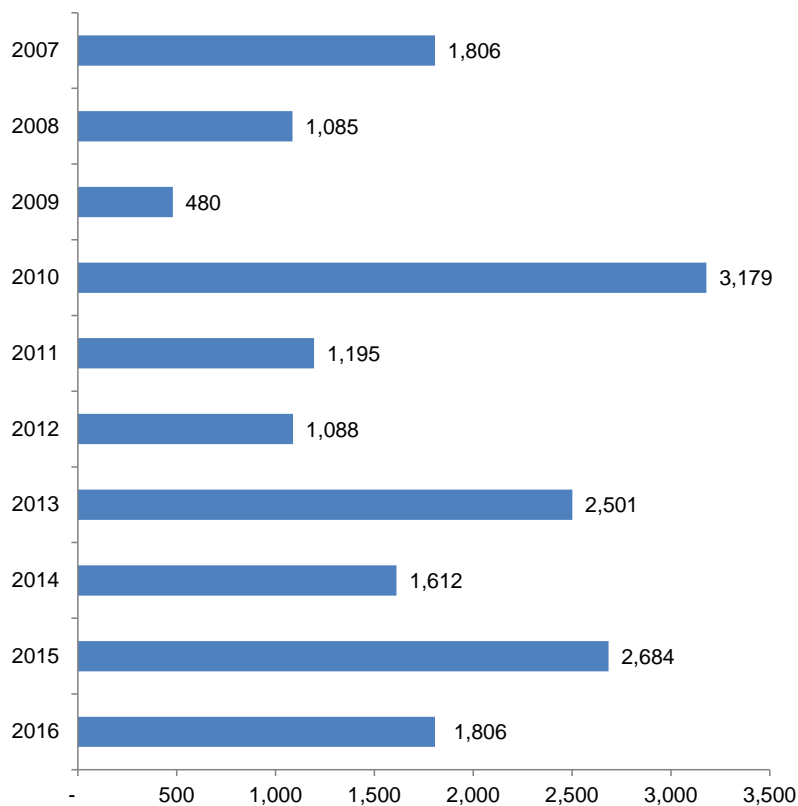
Source: Statistics Canada, 2011 National Household Survey (NHS)

Registration in Richmond Recreation and Cultural Services programs 2012–2016



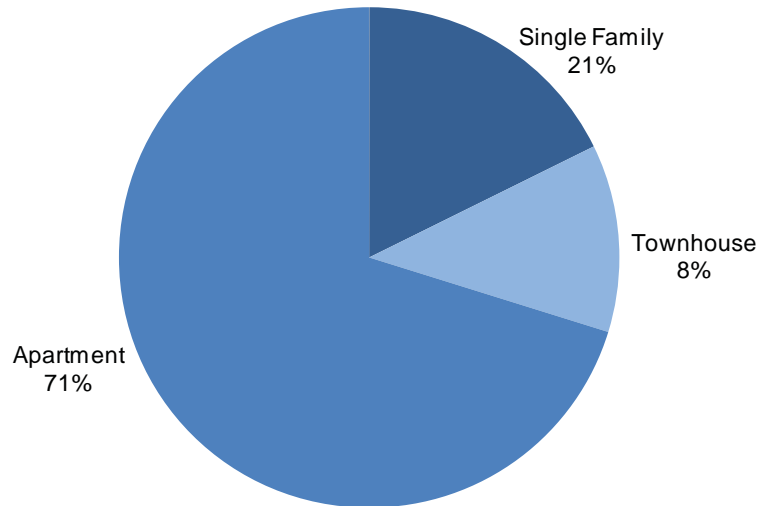
Source: City of Richmond Finance and Corporate Services

Housing starts in Richmond 2007–2016



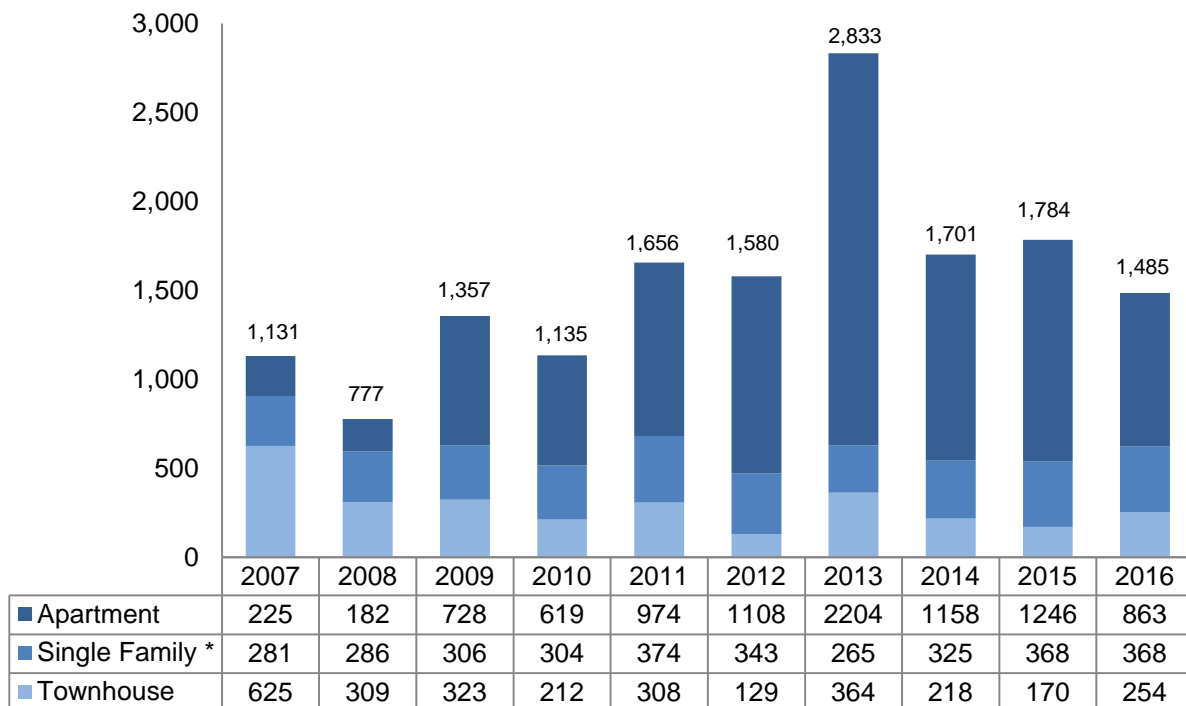
Source: City of Richmond building permit records. Includes only projects for new residential construction receiving final building permit in given year.

Richmond housing starts by type of units 2016



Source: City of Richmond building permit records. Includes only projects for new residential construction receiving final building permit in given year.

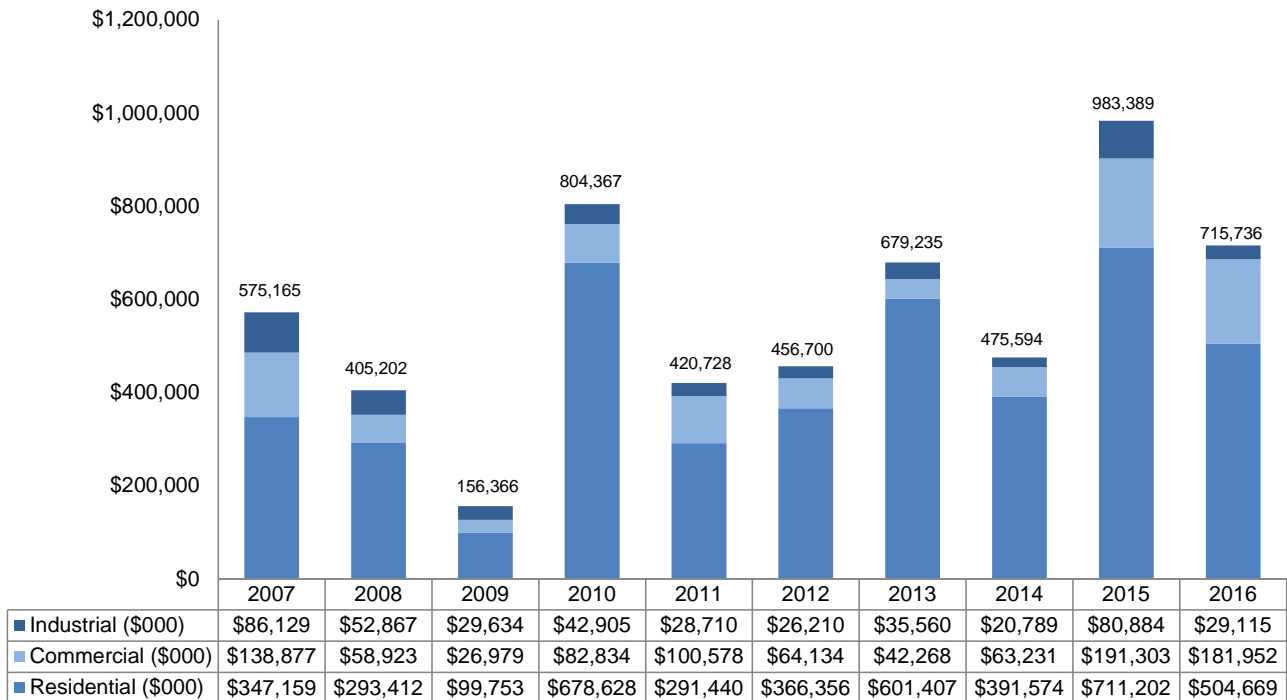
New dwelling units constructed 2007–2016



*Includes one family and two family dwellings

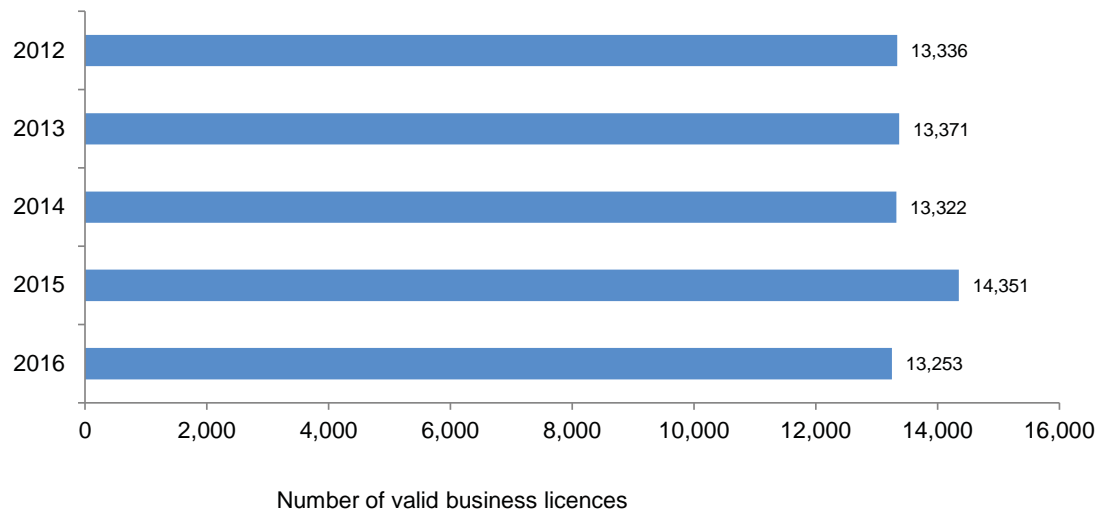
Source: City of Richmond building permit records. Includes only projects for new residential construction receiving final building permit in given year.

Construction value of building permits issued 2007–2016 (in \$000s)



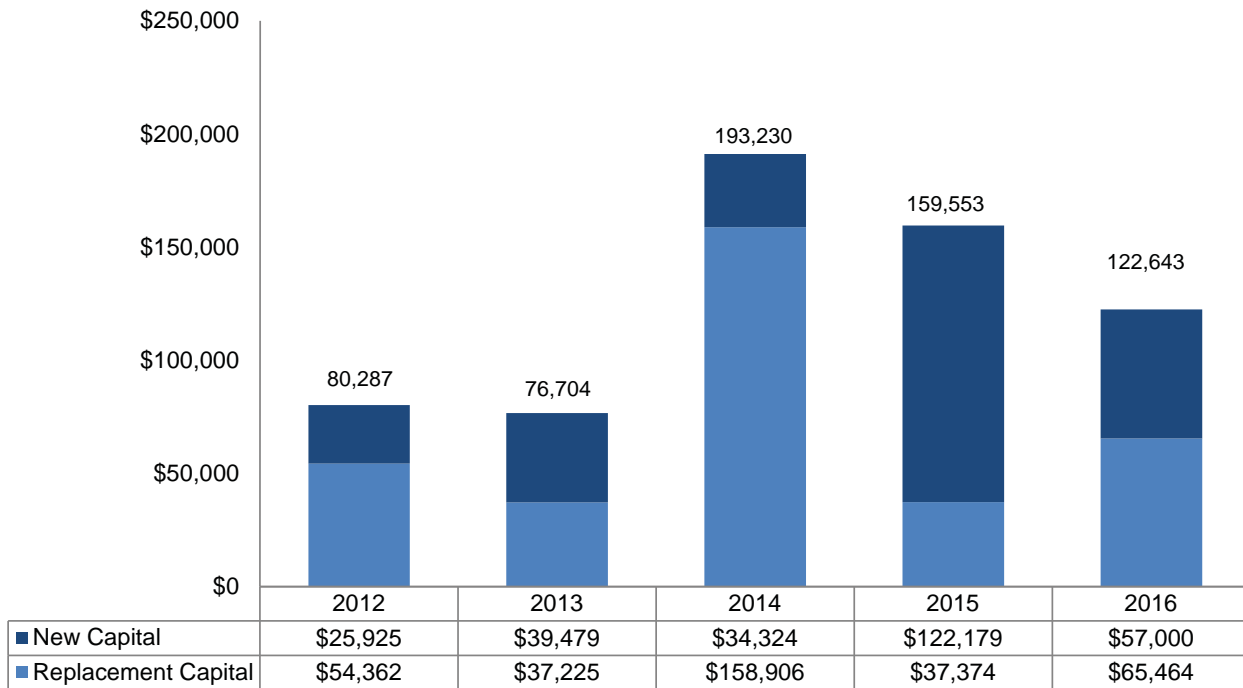
Source: City of Richmond building permit records.

Richmond business licences 2012–2016



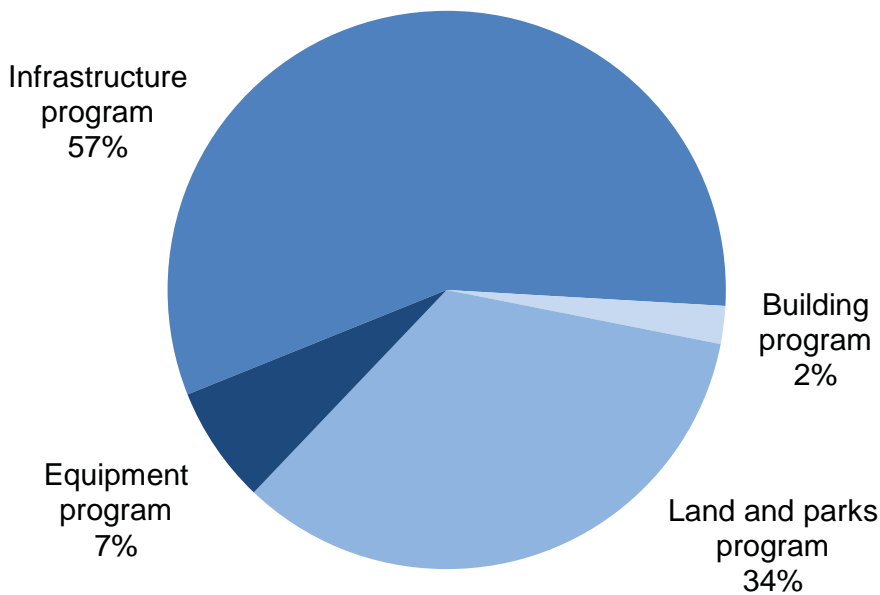
Source: City of Richmond Business Licences

City of Richmond budgeted capital construction costs 2012–2016 (in \$000s)



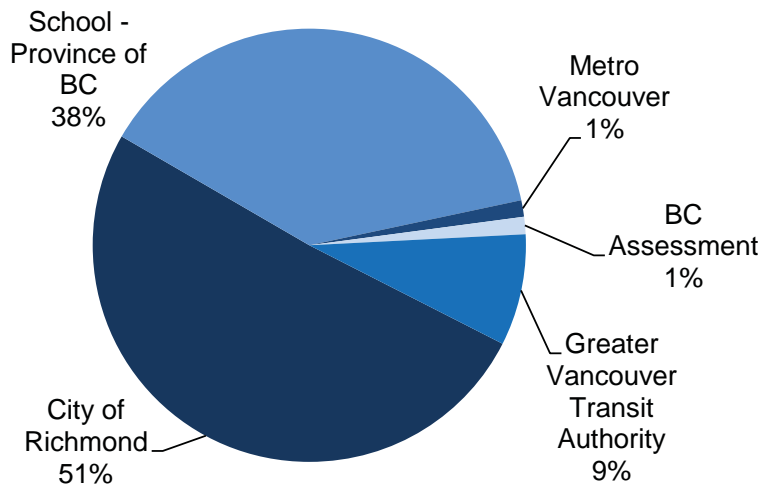
Source: City of Richmond Finance and Corporate Services

Capital program by type 2016



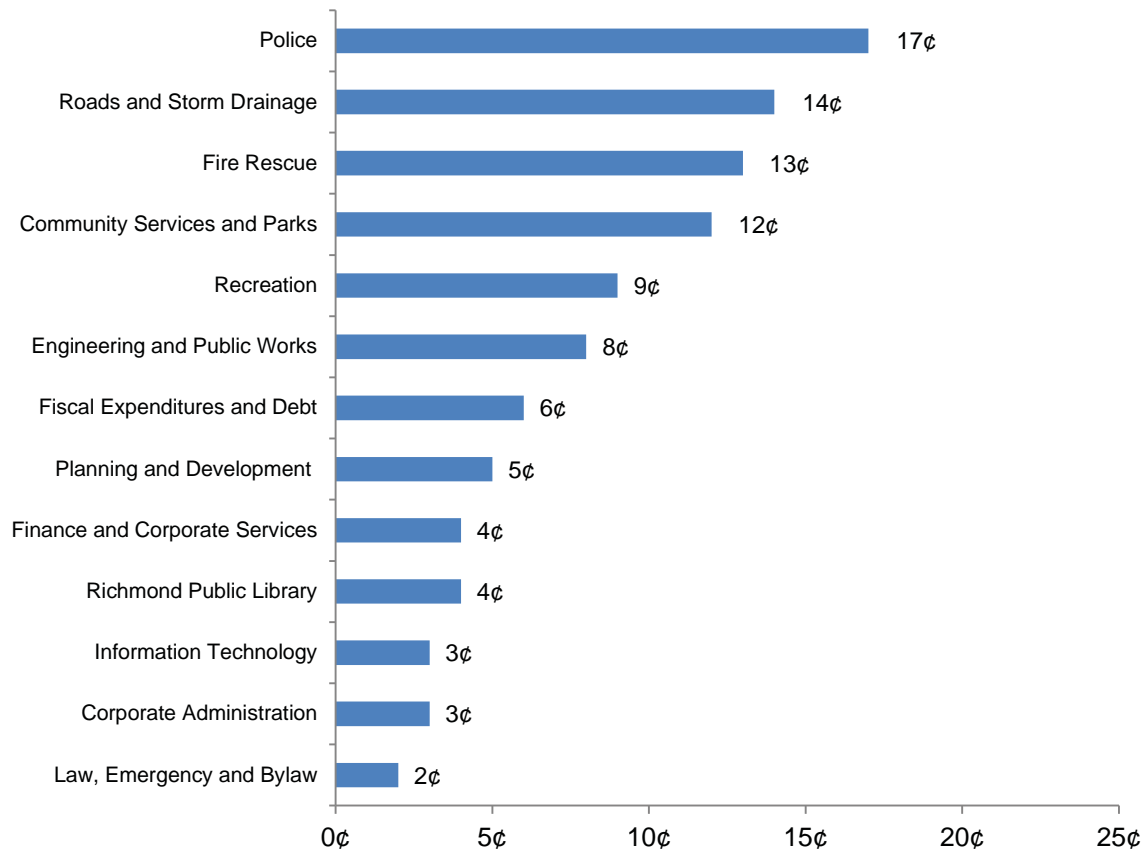
Source: City of Richmond Finance and Corporate Services

Breakdown of residential tax bill 2016



Source: City of Richmond Finance and Corporate Services

Breakdown of actual municipal tax dollar 2016



Source: City of Richmond Finance and Corporate Services

2016 tax rates

	City of Richmond	School - Province of BC	Metro Vancouver	BC Assessment	Municipal Finance Authority	TransLink
Residential	2.05383	1.43950	0.05073	0.05430	0.00020	0.28340
Business	6.66368	5.40000	0.12429	0.15750	0.00050	1.24200
Light industrial	6.66368	5.40000	0.17249	0.15750	0.00070	1.52110
Seasonal / Recreational	1.95275	3.10000	0.05073	0.05430	0.00020	0.25820
Major industrial	13.50329	2.16000	0.17249	0.49950	0.00070	1.92350
Farm	12.84412	3.45000	0.05073	0.05430	0.00020	0.36290
Utilities	38.64765	13.50000	0.17756	0.49950	0.00070	2.57430

Source: City of Richmond Finance and Corporate Services

2016 general revenue fund assessment and taxation by property class

	Assessment	% of assessment by class	Taxation	% of taxation by class
Residential	\$53,427,310,470	80.04%	\$109,730,613	54.94%
Business	10,669,182,553	15.98%	71,096,018	35.60%
Light industrial	2,338,871,400	3.51%	15,585,491	7.80%
Seasonal / Recreational	126,429,900	0.19%	246,886	0.12%
Major industrial	139,615,700	0.21%	1,885,271	0.94%
Farm	26,650,139	0.04%	342,298	0.17%
Utilities	22,181,408	0.03%	857,259	0.43%
Total	\$66,750,241,570	100.00%	\$199,743,836	100.00%

Source: City of Richmond Finance and Corporate Services
Amounts are based on Billing

Taxes levied on behalf of taxing authorities (in \$000's)

	2012	2013	2014	2015	2016
City of Richmond	\$167,529	\$176,283	\$183,687	\$190,074	\$199,744
School Board	128,610	133,660	133,539	147,087	150,420
Metro Vancouver	4,102	4,268	4,253	4,499	4,859
BC Assessment	4,593	4,667	4,843	4,973	5,087
TransLink	30,789	30,968	31,935	32,644	32,623
Other	14	15	15	16	18
Total Taxes	\$335,637	\$349,861	\$358,272	\$379,293	\$392,752

Source: City of Richmond Finance and Corporate Services
Amounts are less supplementary adjustments

2012–2016 general assessment by property class (in \$000s)

	2012	2013	2014	2015	2016
Residential	\$45,026,858	\$44,663,439	\$44,543,518	\$47,402,471	\$53,427,310
Business	8,046,568	8,197,372	9,001,342	9,770,812	\$10,669,183
Light industrial	1,614,402	1,902,602	2,100,089	2,208,027	\$2,338,871
Seasonal / Recreational	111,935	120,715	97,338	144,622	\$126,430
Major industrial	111,752	115,791	125,716	137,265	\$139,616
Farm	26,572	26,618	26,112	26,364	\$26,650
Utilities	19,685	23,064	20,888	21,195	\$22,181
Total	\$54,957,772	\$55,049,601	\$55,915,003	\$59,710,756	\$66,750,242

Source: City of Richmond Finance and Corporate Services

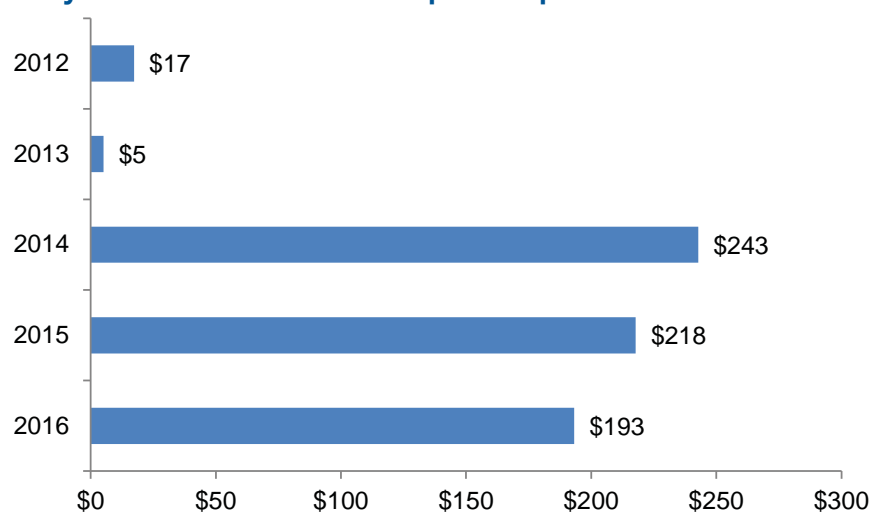
Long-term debt repayments relative to expenditures 2012–2016 (in \$000s)

General revenue fund	2012	2013	2014	2015	2016
Long term debt repayments	\$2,972	\$2,267	\$4,232	\$4,232	\$4,402
General expenditures	\$227,773	\$234,089	\$280,736	\$297,065	\$276,497
Repayments as % of expenditures	1.3%	1.0%	1.6%	1.4%	1.6%
Sewerworks revenue fund					
Long term debt repayments	\$115	\$30	\$0	\$0	\$0
Sewer expenditures	\$23,789	\$26,916	\$22,409	\$26,457	\$28,966
Repayments as % of expenditures	0.5%	0.0%	0.0%	0.0%	0.0%

Note: Expenditures do not include capital and infrastructure investments.

Source: City of Richmond Finance and Corporate Services

City of Richmond debt per capita 2012–2016



Source: City of Richmond Finance and Corporate Services

Net debt 2012–2016 (in \$000s)

	2012	2013	2014	2015	2016
Net debt	\$3,488	\$1,056	\$50,815	\$46,583	\$42,181

Source: City of Richmond Finance and Corporate Services

Expenses by function 2012–2016 (in \$000s)

	2012	2013	2014*	2015	2016
Community Safety	\$75,193	\$77,649	\$83,820	\$85,386	\$89,752
Engineering and Public Works	53,164	53,268	55,899	56,294	61,243
Community Services	46,796	49,753	65,137**	68,246**	59,592
General government	38,570	41,061	42,582	43,438	44,583
Utilities	72,682	75,134	79,552	83,650	84,183
Planning and Development	11,961	11,854	13,301	13,211	14,233
Library services	9,245	9,390	9,563	9,463	9,788
Richmond Olympic Oval	9,826	10,509	11,065	13,395	15,120
Lulu Island Energy Corp	-	-	8	491	943
Total Expenses	\$317,437	\$328,618	\$360,927	\$373,574	\$379,437

* Amounts have been restated.

** Includes one-time affordable housing contributions.

Source: City of Richmond Finance and Corporate Services

Expenses by object 2012–2016 (in \$000s)

	2012	2013	2014*	2015	2016
Wages, salaries and benefits	\$129,981	\$137,648	\$142,169	\$147,996	\$152,286
Public works maintenance	20,901	14,246	14,548	15,294	14,368
Contract services	47,945	50,539	58,121	59,073	63,583
Supplies, materials	63,684	53,222	53,749	55,750	60,227
Interest and finance charges	4,495	19,783	21,367	21,391	22,602
Transfer from (to) capital for tangible capital assets	1,289	2,414	18,192	19,349	9,417
Amortization of tangible capital assets	49,565	50,333	52,106	53,966	55,933
Loss/(gain) on disposal of tangible capital assets	(423)	433	675	755	1,021
Total Expenses	\$317,437	\$328,618	\$360,927	\$373,574	\$379,437

* Amounts have been restated.

Source: City of Richmond Finance and Corporate Services

Revenue by source 2012–2016 (in \$000s)

	2012	2013	2014*	2015	2016
Taxation and levies	\$167,529	\$176,283	\$183,687	\$189,136	\$198,612
User fees	74,222	90,540	93,201	94,290	97,819
Sales of services	41,449	34,959	32,809	34,186	38,231
Licences and permits	8,734	9,241	9,819	10,747	12,422
Investment income	17,144	13,490	16,568	16,303	17,614
Grants including casino revenue	38,261	39,131	43,073	43,318	41,430
Development cost charges	10,480	11,730	18,765	17,818	16,632
Other capital funding sources	19,306	55,542	63,221	72,575	26,601
Other	23,186	23,946	35,194	48,755	35,543
Total Revenue	\$400,311	\$454,862	\$496,337	\$527,128	\$484,904

*Amounts have been restated

Source: City of Richmond Finance and Corporate Services

Accumulated surplus 2012–2016 (in \$000s)

	2012	2013	2014*	2015	2016
Accumulated surplus, beginning of year	\$2,221,134	\$2,304,008	\$2,442,230	\$2,577,640	\$2,731,194
Annual surplus	82,874	126,244	135,410	153,554	105,467
Accumulated surplus, end of year	\$2,304,008	\$2,430,252	\$2,577,640	\$2,731,194	\$2,836,661

*Amounts have been restated

Source: City of Richmond Finance and Corporate Services

Changes in net financial assets 2012–2016 (in \$000s)

	2012	2013	2014*	2015	2016
Change in net financial assets	\$53,436	\$79,838	\$53,623	\$61,390	\$(1,271)
Net financial assets, end of year	\$469,159	\$548,997	\$602,620	\$664,010	\$662,739

*Amounts have been restated

Source: City of Richmond Finance and Corporate Services

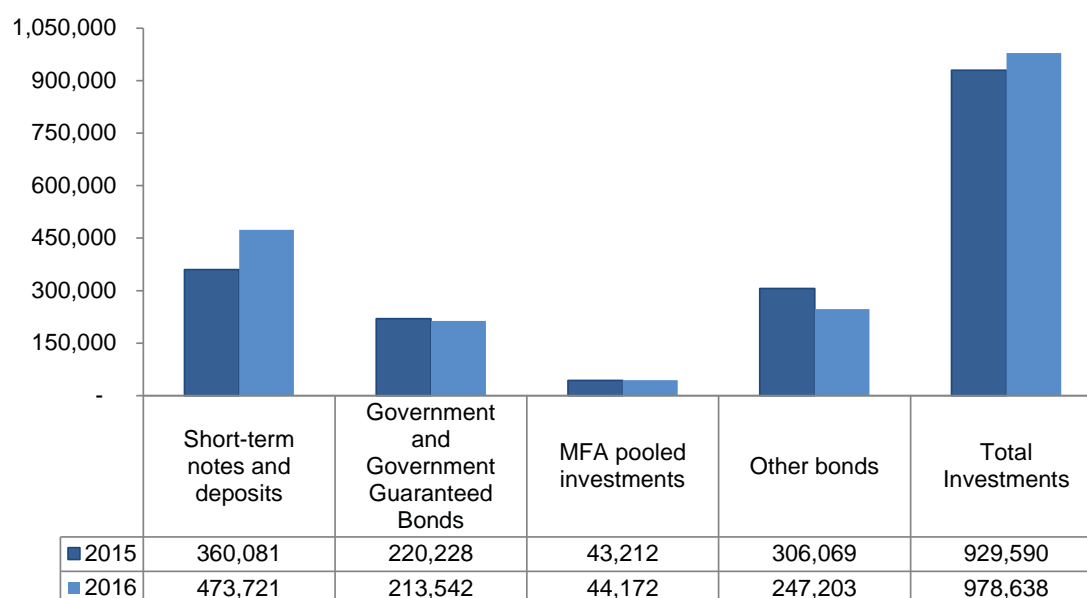
Reserves 2012–2016 (in \$000s)

	2012	2013	2014*	2015	2016
Affordable housing	\$18,082	\$20,696	\$12,551	\$24,934	\$23,726
Arts, culture and heritage	-	4,379	4,362	4,449	4,538
Capital building and infrastructure	36,686	46,394	55,651	60,412	63,476
Capital reserve	78,254	101,834	103,806	157,778	155,672
Capstan Station	-	3,862	8,241	9,508	14,957
Child care development	1,995	2,696	2,201	2,335	3,789
Community legacy and land replacement	16,681	16,353	16,720	16,994	8,413
Drainage improvement	27,948	35,555	44,505	52,922	55,903
Equipment replacement	16,579	17,820	17,241	16,882	18,571
Leisure facilities	3,177	3,551	3,621	5,275	5,568
Local improvements	6,428	6,527	6,643	6,767	6,222
Neighbourhood improvement	6,011	6,335	6,724	6,975	6,933
Public art program	1,967	2,282	2,554	3,056	3,108
Sanitary sewer	33,672	37,233	39,504	41,687	44,527
Steveston off-street parking	282	287	293	299	305
Steveston road ends	1,347	684	623	458	407
Waterfront improvement	112	104	659	642	615
Watermain replacement	41,680	42,481	46,375	46,614	50,855
Richmond Olympic Oval	4,100	4,732	4,328	3,191	4,261
Total reserves	\$295,001	\$353,805	\$376,602	\$461,178	\$471,846

* Amounts have been restated.

Source: City of Richmond Finance and Corporate Services

Investment portfolio per type 2015–2016 (\$000s)



Source: City of Richmond Finance and Corporate Services

Ratio analysis indicators of financial condition

	2015	2016
Sustainability ratios		
Assets to liabilities (times)	8.7	8.2
Financial assets to liabilities (times)	2.9	2.7
Net debt to total revenues	8.8%	8.7%
Net debt to the total assessment	0.1%	0.1%
Expenses to the total assessment	0.6%	0.6%
Flexibility ratios		
Public debt charges to revenues	0.3%	0.3%
Net book value of capital assets to its cost	68.7%	68.6%
Own source revenue to the assessment	0.7%	0.7%
Vulnerability ratios		
Government transfers to total revenues	5.4%	5.5%

Source: City of Richmond Finance and Corporate Services

2016 permissive property tax exemptions

In accordance with Section 98 (2)(b) of the Community Charter, we disclose that the following properties were provided permissive property tax exemptions by Richmond City Council in 2016. Permissive tax exemptions are those exemptions granted by bylaw in accordance with Section 224 of the Community Charter.

Property / Organization	Address	2016 Municipal tax exempted
Churches and Religious Properties		
Aga Khan Foundation Canada	4000 May Drive	\$ 32,812
BC Muslim Association	12300 Blundell Road	90
Bakerview Gospel Chapel	8991 Francis Road	2,504
Beth Tikvah Congregation	9711 Geal Road	7,766
Bethany Baptist Church	22680 Westminster Highway	14,708
Brighthouse United Church	8151 Bennett Road	5,915
Broadmoor Baptist Church	8140 Saunders Road	7,282
Canadian Martyrs Parish	5771 Granville Avenue	9,430
Christian and Missionary Alliance	3360 Sexmith Road	6,876
Christian Reformed Church	9280 No. 2 Road	7,987
Church in Richmond	4460 Brown Road	5,328
Church of Latter Day Saints	8440 Williams Road	10,922
Cornerstone Evangelical Baptist Church	12011 Blundell Road	717
Dharma Drum Mountain Buddhist Temple	8240 No. 5 Road	2,529
Emmanuel Christian Community	10351 No. 1 Road	4,866
Faith Evangelical Church	11960 Montego Street	3,240
Fraserview Mennonite Brethren Church	11295 Mellis Drive	9,004
Fujian Evangelical Church	12200 Blundell Road	5,311
Gilmore Park United Church	8060 No. 1 Road	5,630
I Kuan Tao (Fayi Chungder) Association	8866 Odlin Crescent	3,463
Immanuel Christian Reformed Church	7600 No. 4 Road	3,654
India Cultural Centre	8600 No. 5 Road	5,653
International Buddhist Society	9160 Steveston Highway	3,954
Johrei Fellowship Inc	10380 Odlin Road	5,895
Lansdowne Congregation Jehovah's Witnesses	11014 Westminister Highway	2,771
Larch St. Gospel Meeting Room	8020 No. 5 Road	2,902
Ling Yen Mountain Temple	10060 No. 5 Road	3,364
Nanaksar Gurdwara Gursikh Temple	18691 Westminister Highway	3,589
North Richmond Alliance Church	9140 Granville Avenue	2,404
Our Savior Lutheran Church	6340 No. 4 Road	4,540
Parish of St. Alban's	7260 St. Albans Road	5,448

Churches and Religious Properties continued . . .

Patterson Road Assembly	9291 Walford Street	\$	924
Peace Evangelical Church	8280 No. 5 Road		6,093
Peace Mennonite Church	11571 Daniels Road		10,293
Richmond Alliance Church	11371 No. 3 Road		3,634
Richmond Baptist Church	6560 Blundell Road		1,455
Richmond Baptist Church	6640 Blundell Road		5,274
Richmond Bethel Mennonite Church	10160 No. 5 Road		10,570
Richmond Chinese Alliance Church	10100 No. 1 Road		7,183
Richmond Chinese Evangelical Free Church	8040 No. 5 Road		3,326
Richmond Emmanuel Church	7451 Elmbridge Way		10,719
Richmond Pentecostal Church	9300 Westminster Highway		9,689
Richmond Pentecostal Church	9260 Westminster Highway		824
Richmond Presbyterian Church	7111 No. 2 Road		4,755
Richmond Sea Island United Church	8711 Cambie Road		10,428
Salvation Army Church	8280 Gilbert Road		3,370
Science of Spirituality SKRM Inc	11011 Shell Road		1,499
Shia Muslim Community	8580 No. 5 Road		2,162
South Arm United Church	11051 No. 3 Road		1,935
St. Anne's Anglican Church	4071 Francis Road		4,163
St. Edward's Anglican Church	10111 Bird Road		4,273
St. Gregory Armenian Apostolic Church	13780 Westminster Highway		2,150
St. Joseph the Worker Roman Catholic Church	4451 Williams Road		9,947
St. Monica's Roman Catholic Church	12011 Woodhead Road		6,514
St. Paul's Roman Catholic Parish	8251 St. Albans Road		8,517
Steveston Buddhist Temple	4360 Garry Street		10,043
Steveston Congregation Jehovah's Witnesses	4260 Williams Road		4,890
Steveston United Church	3720 Broadway Street		3,326
Subramaniya Swamy Temple	8840 No. 5 Road		1,331
Thrangu Monastery Association	8140 No. 5 Road		4,671
Thrangu Monastery Association	8160 No. 5 Road		1,458
Towers Baptist Church	10311 Albion Road		6,760
Trinity Lutheran Church	7100 Granville Avenue		7,866
Trinity Pacific Church	10011 No. 5 Road		5,315
Ukrainian Catholic Church	8700 Railway Avenue		2,257
Vancouver Airport Chaplaincy	3211 Grant McConachie Way		572
Vancouver International Buddhist Progress Society	6690 - 8181 Cambie Road		9,016
Vancouver International Buddhist Progress Society	8271 Cambie Road		6,360
Vedic Cultural Society of BC	8200 No. 5 Road		2,974
West Richmond Gospel Hall	5651 Francis Road		2,997

Recreation, Child Care, and Community Service Properties

Canadian Sport Institute Pacific Society	2005 - 6111 River Road	\$ 5,264
City Centre Community Centre	5900 Minoru Boulevard	59,280
Cook Road Children's Centre	8300 Cook Road	1,635
Cranberry Children's Centre	23591 Westminster Highway	3,149
Girl Guides of Canada	4780 Blundell Road	2,576
Girl Guides of Canada	11551 Dyke Road	14,863
Navy League of Canada	7411 River Road	9,846
Richmond Animal Protection Society	12071 No. 5 Road	10,295
Richmond Caring Place	7000 Minoru Boulevard	160,915
Richmond Centre for Disabilities	100 - 5671 No. 3 Road	17,040
Richmond Family Place	8660 Ash Street	8,894
Richmond Ice Centre	14140 Triangle Road	158,502
Richmond Lawn Bowling Club	6131 Bowling Green Road	9,031
Richmond Olympic Oval	6111 River Road	1,549,046
Richmond Public Library	11580 Cambie Road	3,432
Richmond Public Library	11688 Steveston Highway	6,144
Richmond Rod and Gun Club	7760 River Road	20,469
Richmond Tennis Club	6820 Gilbert Road	13,360
Richmond Watermania	14300 Entertainment Boulevard	186,930
Richmond Winter Club	5540 Hollybridge Way	157,589
Riverside Children's Centre	5862 Dover Crescent	980
Scotch Pond Heritage	2220 Chatham Street	6,313
Terra Nova Children's Centre	6011 Blanchard Drive	1,970
Treehouse Learning Centre	100 - 5500 Andrews Road	1,392
West Cambie Childcare Centre	4033 Stolberg Street	3,140

Private Educational Properties

Choice Learning Centre	20411 Westminister Highway	2,233
Richmond Christian School Association	5240 Woodward's Road	87

Senior Citizen Housing

Richmond Legion Senior Citizen Society	7251 Langton Road	17,983
--	-------------------	--------

Community Care Facilities

Canadian Mental Health Association	8911 Westminster Highway	\$	9,402
Development Disabilities Association	6531 Azure Road		2,331
Development Disabilities Association	8400 Robinson Road		2,902
Development Disabilities Association	7611 Langton Road		2,763
Greater Vancouver Community Service	4811 Williams Road		2,415
Pinegrove Place, Mennonite Care Home Society	11331 Mellis Drive		16,673
Richmond Lions Manor	9020 Bridgeport Road		20,306
Richmond Society for Community Living	303 - 7560 Moffatt Road		692
Richmond Society for Community Living	4433 Francis Road		1,780
Richmond Society for Community Living	5635 Steveston Highway		5,817
Richmond Society for Community Living	9 - 11020 No. 1 Road		955
Richmond Society for Community Living	9580 Pendleton Road		2,608
Rosewood Manor, Richmond Intermediate Care Society	6260 Blundell Road		35,689
Western Recovery Foundation	10411 Odlin Road		2,265

2016 City Centre Area transitional tax exemptions

Organization	Address	2016 Municipal tax exempted
0737293 BC Ltd	4711 Garden City Road	21,577
2725312 Canada Inc	5900 No. 2 Road	45,100
2725312 Canada Inc	6191 Westminster Highway	25,209
2725312 Canada Inc	6751 Westminster Highway	37,850
3500 Richmond Holdings Ltd	3500 No. 3 Road	34,125
AAA Self Storage Depot Inc	8520 Cambie Road	17,612
Bene (Oval) Development Ltd	6851 Elmbridge Way	22,203
Bene (Oval) Development Ltd	6871 Elmbridge Way	19,065
Centro Ovalsquare Development Ltd	6791 Elmbridge Way	47,112
China Cereals & Oils Corp	8777 Odlin Road	11,362
Conway Richmond Estates Ltd	4800 No. 3 Road	20,744
EIG Alderbridge Investments Inc	7851 Alderbridge Way	48,738
Grand Long Holdings Canada Ltd	8091 Park Road	42,814
Hallmark Holdings Ltd	7811 Alderbridge Way	46,286
HGL Investments Ltd	4940 No. 3 Road	34,011
Jiatai Realty Inc	5400 Minoru Boulevard	22,643
Marisco Holdings Ltd	7680 River Road	18,559
McDonald's Restaurants of Canada Ltd	7120 No. 3 Road	21,890
Minoru Plaza Inc	5660 Minoru Boulevard	14,087
Minoru Plaza Inc	5560 Minoru Boulevard	15,993
PLR Holdings Ltd	5840 Minoru Boulevard	24,189
Richmond Holdings Ltd	7880 Alderbridge Way	34,871
Richmond Holdings Ltd	7111 Elmbridge Way	19,538
Richmond Holdings Ltd	7671 Alderbridge Way	29,467
Richmond Holdings Ltd	5003 Minoru Boulevard	17,659
Three Road Plaza Inc	4551 No. 3 Road	49,478
UEM Sunrise (Canada) Alderbridge Ltd	7960 Alderbridge Way	28,434
UEM Sunrise (Canada) Alderbridge Ltd	5333 No. 3 Road	26,828
Vancouver Soho Holding Ltd	5740 Minoru Boulevard	19,365
Vancouver Soho Holding Ltd	5740 Minoru Boulevard	20,551

City of Richmond contacts

The City of Richmond offers many civic services to the community. Additional services to the community are provided through the Richmond Olympic Oval, Richmond Public Library, Lulu Island Energy Company and Gateway Theatre. For more information on City services contact:

City of Richmond

6911 No. 3 Road
Richmond, British Columbia
V6Y 2C1 Canada
Phone: 604-276-4000
Email: infocentre@richmond.ca
www.richmond.ca

 /CityofRichmondBC

 @Richmond_BC

 /CityofRichmondBC




Gateway Theatre

6500 Gilbert Road
Phone: 604-270-6500
Box Office: 604-270-1812
www.gatewaytheatre.com

 /Gateway-Theatre

 @Gateway_Theatre

Richmond Public Library

Hours: 604-231-6401
www.YourLibrary.ca
 /yourlibraryRichmond
 @RPLBC
 /YourLibraryRichmond

Richmond Olympic Oval

6111 River Road
Phone: 778-296-1400
www.richmondoval.ca

 /RichmondOval

 @RichmondOval

Lulu Island Energy Company

6911 No. 3 Road
Richmond, British Columbia
V6Y 2C1 Canada
Phone: 604-276-4011
www.luluislandenergy.ca

Major services provided by the City of Richmond

Administration

Includes the office of the Chief Administrative Officer (CAO) who oversees the overall administration of the City's operations. Also includes the Deputy Chief Administrative Officer, human resources, intergovernmental relations and protocol (IGR), communications and marketing and the Corporate Planning and Programs Management Group.

Law and Community Safety

Brings together the City's public safety providers including police, fire-rescue and emergency programs as well as bylaw enforcement, legal and regulatory matters.

Community Services

Coordinates, supports and develops Richmond's community services including recreation, arts, heritage, sports, social planning, affordable housing, diversity, youth, childcare and seniors services. Oversees City owned public facilities and the design, construction and maintenance of City parks, trails and green spaces. Works with community partners and coordinates special events and filming in the city.

Finance and Corporate Services

Includes customer service, information technology, finance, economic development, real estate services, City Clerk, enterprise services, business licences and administration and compliance.

Engineering and Public Works

Comprises engineering planning, design, construction and maintenance services for all utility and City building infrastructure. Responsible for local water supply, sewer and drainage, dikes and irrigation system, roads and construction services, street lighting, environmental services, garbage and recycling services, corporate sustainability and district, corporate and community energy programs.

Planning and Development

Incorporates the policy planning, transportation, planning, development applications and the building approvals departments. This division provides policy directions that guide growth and change in Richmond with emphasis on land use planning, development regulations, environmental protection, heritage and livability.



City of Richmond

6911 No. 3 Road, Richmond, BC V6Y 2C1
Telephone: 604-276-4000
www.richmond.ca

Contents printed on Canadian made, 100% recycled stock using environmentally friendly toners.

City of Richmond, BC

2016 Annual Report Highlights

For the year ended December 31, 2016



Richmond City Council



Front row, left to right:

Councillor Carol Day, Councillor Bill McNulty, Mayor Malcolm Brodie, Councillor Linda McPhail, Councillor Harold Steves

Back row, left to right:

Constable Adam Carmichael, Richmond RCMP, Councillor Chak Au, Councillor Derek Dang, Councillor Ken Johnston, Councillor Alexa Loo, Captain Jack Beetstra, Richmond Fire-Rescue

City of Richmond's Vision:

To be the most appealing, livable and well-managed community in Canada

Contents

Richmond City Council.....	2
Message from the Mayor	4
Message from the Chief Administrative Officer	5
Report from the General Manager, Finance and Corporate Services.....	6
Richmond at a glance	7
Financial snapshot.....	8–10
2016 awards.....	11
2016 highlights.....	12–13
City of Richmond services/contacts.....	14–15

This report features highlights from Richmond's 2016 Annual Report. For the detailed 2016 Annual Report that meets legislated requirements, please visit www.richmond.ca (City Hall > Finance, Taxes & Budgets > Budgets & Financial Reporting > Annual Reports).

Cover photo: Garden City Park. Photo by Kai Jacobson.

This report was prepared by the City of Richmond Finance and Corporate Communications and Marketing Departments. Design, layout and production by the City of Richmond Production Centre.
Copyright City of Richmond 2017.

 Contents printed on 100% recycled stock, using environmentally friendly toners.

Message from the Mayor



Richmond is extremely proud of our history. From a small rural community based around farming and fishing, we've grown to become BC's fourth largest city and a modern, culturally-diverse and economically-robust international crossroads. Throughout the ongoing evolution of Richmond, we've remained proud of where we came from, while fishing and farming remain vital parts of our community today.

With our history in mind, Richmond City Council has placed great importance on heritage preservation and protection. That commitment was honoured in 2016 when Richmond received the prestigious Prince of Wales Award, the highest honour for heritage in Canada. The award recognized the City's comprehensive heritage programs together with our ongoing efforts to protect, preserve and celebrate our community's history.

Richmond is home to one of the largest collections of heritage sites in BC. Britannia Shipyards National Historic Site is one of the jewels of our heritage collection. In 2016, five new permanent exhibits were opened in the recently restored Seine Net Loft, one of a dozen historic buildings on the Britannia site. The exhibits contain vivid examples of innovation and human ingenuity within the fishing and boat-building industries. Council also approved funding to support extended public opening hours for the site and further restoration.

While proud of our past, our sights are also focused on meeting the needs of community for today and for the future. For example, in 2016, our internationally award-winning district energy program continued to expand, adding new customers across the city. Council approved the hiring of 12 new police officers in 2016 and funding was approved for another 11 new positions in 2017 to ensure Richmond remains a safe community. Richmond enjoyed another strong year for new construction and our second-straight record-breaking year for filming. Agreement was also reached for an increased hotel room tax, which will fund further development of Richmond as a tourism destination.

Our Council, staff, our community partners and volunteers continue to work hard to meet the evolving needs of our residents, businesses and visitors. To find out more about our achievements and plans for the future, please contact the Mayor's Office.

A handwritten signature in black ink, appearing to read 'Malcolm Brodie'. The signature is fluid and cursive, with a long, sweeping underline.

Malcolm Brodie
Mayor, City of Richmond

Message from the Chief Administrative Officer

I am pleased to present our Annual Report for the year 2016, which details our many achievements and our continued strong financial position.

The City of Richmond has continued to honour its past, while providing outstanding service today and ensuring we are ready to meet the emerging future needs of our community.

A major focus of the year was the further implementation of the City's Digital Strategy, which is designed to put Richmond in the forefront of local governments for innovative use of technology. The strategy is aimed at improving customer service and staff efficiency and making our community more connected. Digital Strategy initiatives in 2016 included providing free public Wi-Fi service at nearly 20 civic facilities, converting many of our development application plans from paper documents to electronic files, introducing a smart phone app for building inspections and allowing property owners to pay their taxes by credit card.


Tourism continues to be a growing economic sector within Richmond. The City successfully negotiated a new 5-year agreement that expands the local hotel room tax. The revenues from this tax will be used to further enhance important City-owned tourist destinations including the Olympic Experience at the Richmond Olympic Oval and Britannia Shipyards National Historic Site. It also secures ongoing funding for our highly successful Richmond Sport Hosting program.

Our innovative and award-winning district energy program also made major strides in 2016. The Alexandra District


Energy Utility now serves over 1,100 residential units and 280,000 square feet in other buildings. In addition, over 1,100 residential units are now connected to the Oval Village District Energy Utility. The next initiative is to launch a district energy system in City Centre North to connect 9 million square feet of additional buildings.

As our corporate culture evolves through significant generational change, we've put a renewed emphasis on organizational development. A new Organizational Development initiative was launched in 2016 to emphasize our focus on customer service, developing new leaders and being a values-based organization. Our organization has a long-standing record of excellence in local government service delivery and leadership. The Organizational Development Program will ensure we maintain that high standard and sustain our commitment to continuous improvement.

Our financial position and local economy remain extremely positive. Development activity remained strong in 2016 and we continue to enjoy a robust economy with an enviable employment base. Richmond taxpayers enjoy some of the lowest taxes in the region and we maintain a favourable balance between residential and commercial property taxes. We continue to limit tax increases and build our financial reserves, while maintaining and expanding civic services and infrastructure.



George Duncan
Chief Administrative Officer



Report from the General Manager, Finance and Corporate Services

I am pleased to submit the City of Richmond's consolidated financial statements for the year ended December 31, 2016, pursuant to Section 167 of the Community Charter. These statements contain the 2016 financial results for the "City," which includes the City of Richmond, Lulu Island Energy Company Ltd., Richmond Olympic Oval Corporation and the Richmond Public Library.

Management is responsible for the preparation of the financial statements and the external auditors, KPMG LLP, have conducted an independent examination and have expressed their opinion that the consolidated financial statements present fairly in all material respects, as at December 31, 2016 in accordance with Canadian public sector accounting standards.

The City continued to strengthen its financial position in 2016. The City's net worth reached \$2.8B (2015: \$2.7B) and cash and investments increased to \$997.0M (2015: \$951.4M). Net financial assets were \$662.7M (2015: \$664.0M) while reserve fund balances increased to \$471.8M (2015: \$461.2M).

Revenues for 2016 were \$484.9M (2015: \$527.1M) and expenses were \$379.4M (2015: \$373.6M). The change in revenue was mainly due to exceptional development activity during 2015 that returned to still elevated, but more standard levels in 2016. Developer contributed assets decreased by \$37.4M in 2016 to \$24.4M and developer community amenity contributions decreased by \$19.6M to \$10.1M. The expense increases were mainly due to increases to the RCMP policing contract, including a retroactive wage settlement,

Minoru Centre for Active Living. 2016 building permit construction value was third highest ever.



collective agreement increases and facility maintenance. The construction value of building permits issued in 2016 was \$715.8M (2015: \$983.4M), the third highest year on record.

Additional financial information is available in the City's comprehensive Annual Report available on the City's website at www.richmond.ca.

These financial results are a reflection of City Council's commitment to ongoing financial sustainability through the Long Term Financial Management Strategy. This strategy ensures that the City delivers good value for taxpayers through its various services, while continuing to expand and renew infrastructure, contain costs, grow the investment lands and above all, ensure that we have a City in a secure financial condition for present and future generations.

In 2016, Richmond had the fifth lowest residential property taxes out of 21 municipalities in Metro Vancouver and was second lowest in our comparator group of the largest five municipalities by population.

Richmond's financial position and economic outlook remain strong. We continue to place significant emphasis on maintaining community livability through outstanding services, working on a resilient economy strategy in support of local businesses and implementing a digital strategy to propel the City to the forefront of innovation in North America.

A handwritten signature in black ink, appearing to read 'Andrew Nazareth'.

Andrew Nazareth, BEc, CPA, CGA
General Manager, Finance and
Corporate Services
May 8, 2017

Richmond at a glance

The charts and tables on the following four pages provide highlights of City financial information and community demographics. For more information visit www.richmond.ca.

Balance Sheet (in \$000s)

	2016	2015
Financial Assets	\$ 1,058,353	\$ 1,017,492
Total Liabilities	395,614	353,482
Non-Financial Assets	2,173,922	2,067,184
Accumulated Surplus	\$ 2,836,661	\$ 2,731,194

A Balance Sheet provides a snapshot of what the City owns (assets) and owes (liabilities). Financial assets are similar to cash resources and are fairly liquid. Non-financial assets are owned and will be utilized for future services, including tangible capital assets, inventories and prepaid expenses.

Accumulated surplus is an indicator of the City's overall financial health. It is equivalent to the net worth of an organization.

Income Statement (in \$000s)

	2016	2015
Total Revenue	\$ 484,904	\$ 527,128
Total Expenses	379,437	373,574
Annual Surplus	\$ 105,467	\$ 153,554

An Income Statement provides a summary of amounts received (revenues) and amounts spent (expenses).

The difference between revenue and expenses shows the City's net position (annual surplus). A positive change in net position indicates the City had enough revenues to cover its expenses.

The annual surplus represents the change in accumulated surplus on the Balance Sheet and includes amounts collected for transfer to reserves, recognition of restricted capital revenue and contributed assets.

Richmond stats

Total population	218,307
City area	129.6 sq km
Number of islands making up the city	17
Park land	1,950 Acres
Parks	145
Trails	73 Km
On-road cycling paths	60 Km
Community centres	8
Pool facilities	4
Arena facilities	3 (10 rinks)

City services

Recreation registrations	141,125
Fire-Rescue—calls for service	10,947
RCMP—calls for service	69,800
Public Works—calls for service	14,671

Building stats

Development applications received	235
Building permits issued	1,740
Business licences	13,253
Housing starts	1,806
Construction value of building permits issued	\$715M

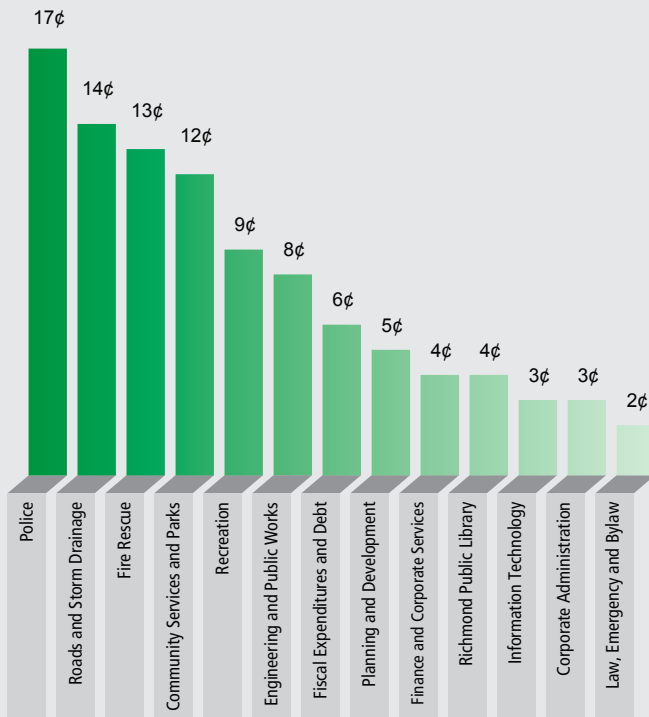


Britannia Shipyards National Historic Site. Photo by Clayton Perry.

Financial snapshot

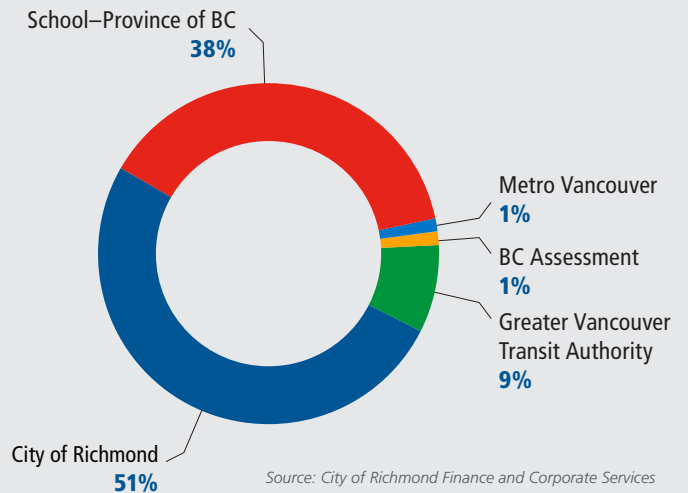
The charts and tables on these pages provide a snapshot of the City's financial information. For additional information, please visit www.richmond.ca (City Hall > Finance, Taxes and Budgets > Budgets and Financial Reporting > Annual Reports).

Breakdown of actual municipal tax dollar 2016



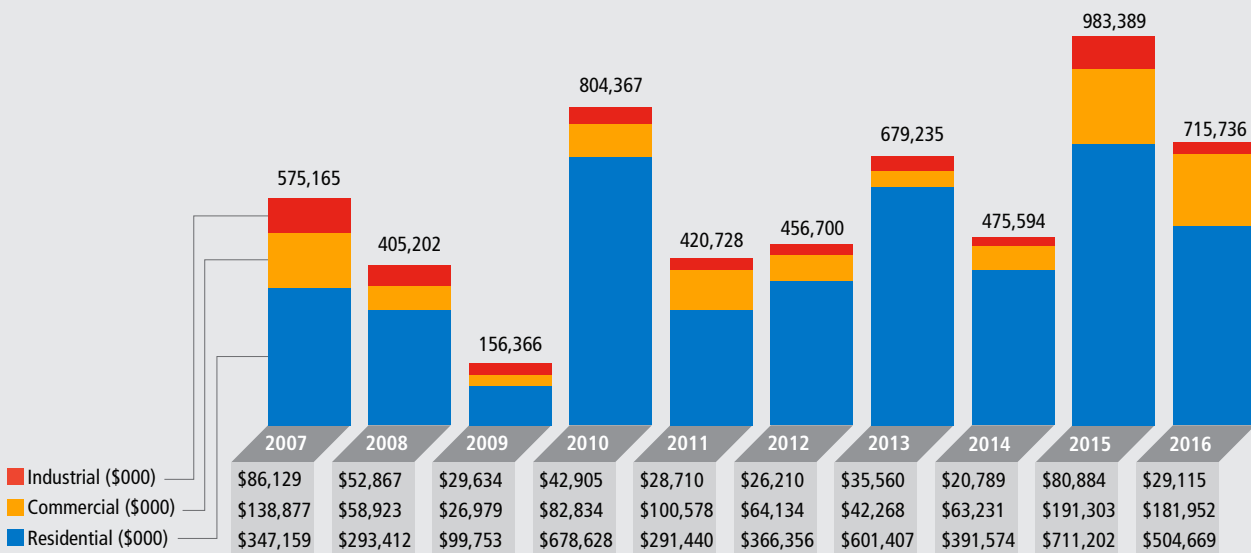
Source: City of Richmond Finance and Corporate Services

Breakdown of residential tax bill 2016



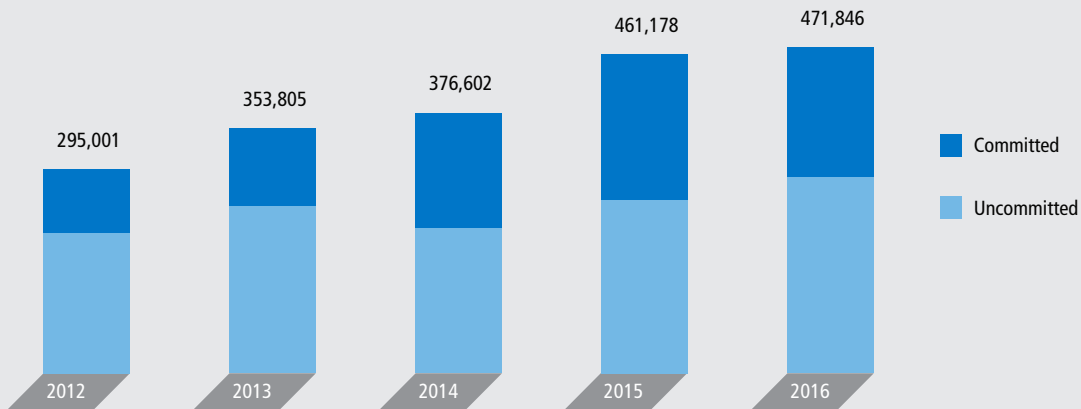
Source: City of Richmond Finance and Corporate Services

Construction value of building permits issued 2007–2016 (in \$000s)



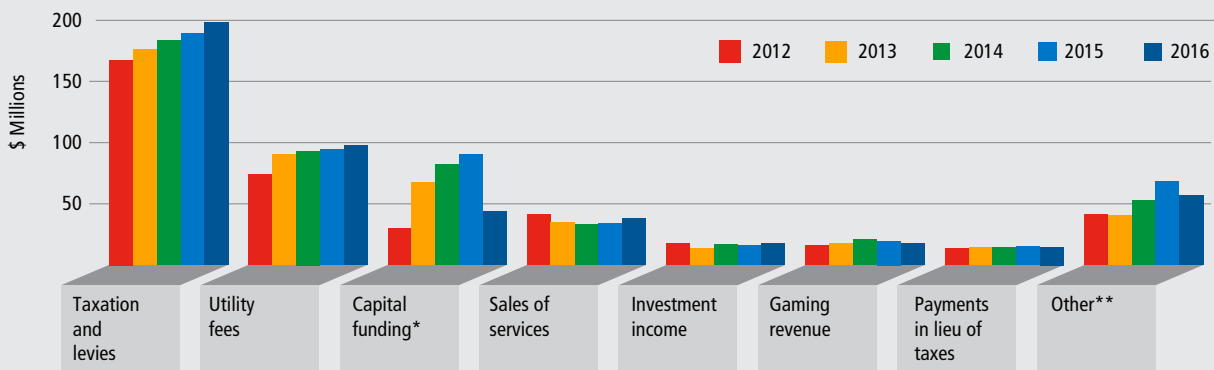
Source: City of Richmond building permit records

Reserves balance 2012–2016 (in \$000s)



Source: City of Richmond Finance and Corporate Services

Revenue by source 2012–2016

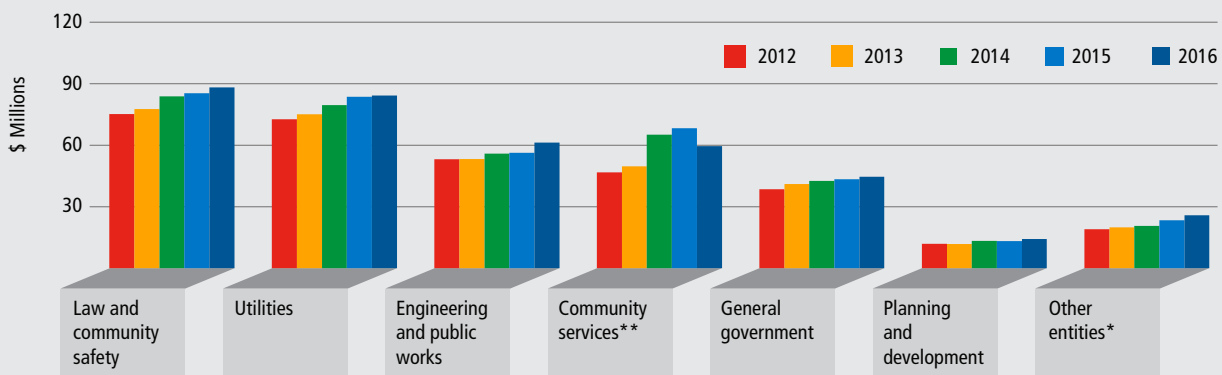


*Capital funding includes: Development cost charges and other capital funding sources

**Other includes: Provincial and federal grants, licences and permits and other

Source: City of Richmond Finance and Corporate Services

Expenses by function 2012–2016



*Other entities include: Richmond Olympic Oval, Richmond Public Library and Lulu Island Energy Company

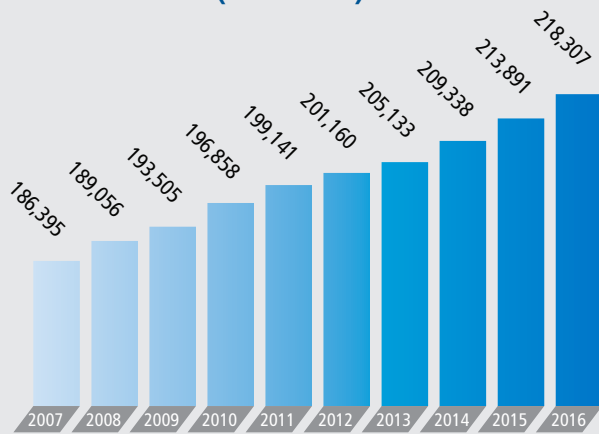
** Expenses for Community Services include one time contributions towards affordable housing of \$11.8M in 2014 and \$12.3M in 2015

Source: City of Richmond Finance and Corporate Services

Richmond overview

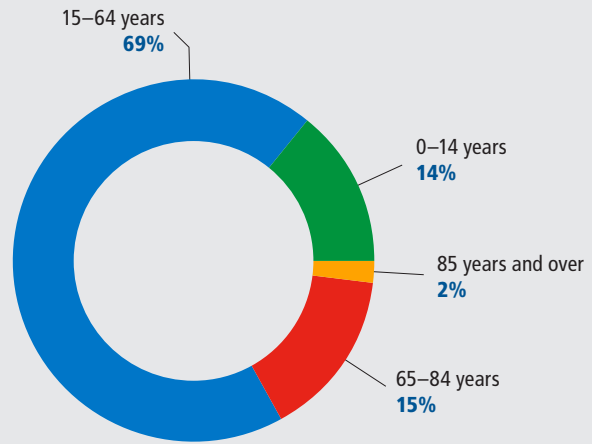
The charts and tables on this page provide a brief overview of key community and corporate indicators. For more information visit www.richmond.ca (Discover Richmond > About Richmond)

City of Richmond population 2007–2016 (in 000's)



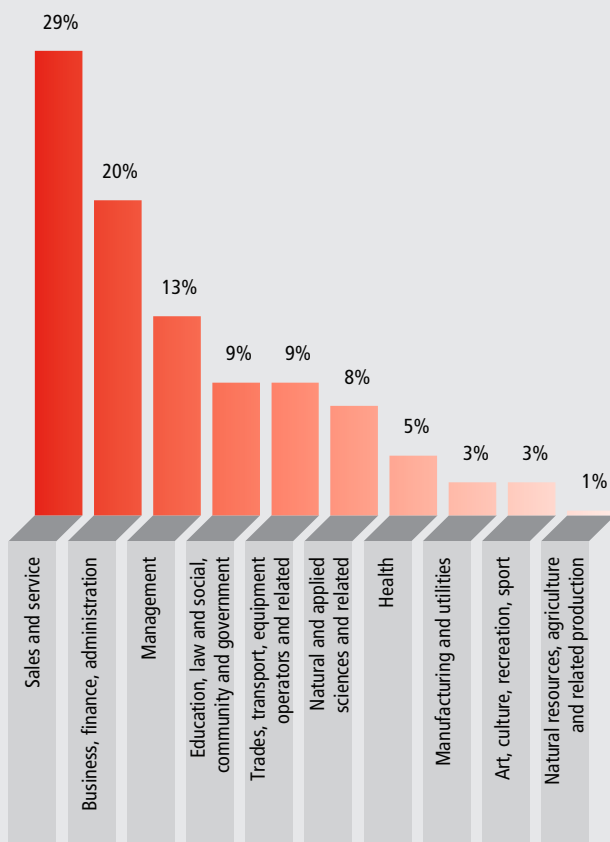
Source: City of Richmond Policy Planning Division

Total population by age groups



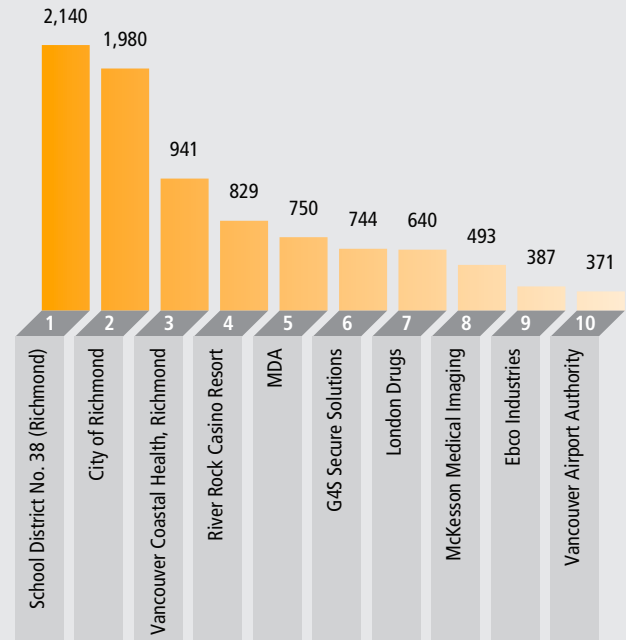
Source: Statistics Canada, 2016 Census of Population

Occupations of Richmond residents



Source: Statistics Canada, 2011 National Household Survey (NHS)

Top 10 largest employers in Richmond (by number of employees)



Source: City of Richmond Business Licences/Business In Vancouver

2016 awards



Green Fleet E3 Platinum certification.



Richmond World Festival.



Alexandra District Energy Utility phase 4 expansion.

A meaningful measure of civic success lies in the number of awards the City of Richmond receives from its peers and others. In 2016, the City received a number of significant awards, including:

- The National Trust for Canada Prince of Wales Award for Municipal Heritage Leadership.
- Richmond's district energy implementation initiatives received the Union of BC Municipalities' Community Excellence Award in Best Practices, Excellence in Action category.
- The Alexandra District Energy Utility received the System of the Year Award from the International District Energy Association.
- E3 Fleet Certification—Platinum Level Certification from the Fraser Basin Council. Richmond is the only city in Canada to have received this certification, which honours environmentally-friendly practices in managing large vehicle fleets.
- The Canadian Wood Council Award for use of sustainable materials on the Mary's Barn project—a 3,500 square foot barn located at Terra Nova named after community leader, Mary Gazetas. Mary's Barn supports the Sharing Farm Society's mission to provide fresh, sustainably-grown produce for local low-income families.
- The 2016 Richmond World Festival was named as one of three finalists in *Special Event* magazine's prestigious international awards competition for Best Fair/Festival.
- The Richmond Maritime Festival received an honourable mention in the Cultural Events category at the Creative City Network of Canada Awards of Excellence.
- Two awards were received from the Government Finance Officers Association for financial reporting for the City's 2015 Annual Report. The Canadian Award for Financial Reporting was received for the 14th consecutive year. The Award for Outstanding Achievement in Popular Annual Financial Reporting was received for the 7th consecutive year.
- The Silver Award for Excellence in Policy Planning from the Planning Institute of BC for Richmond's Ecological Network Management strategy. This strategy is our guide in preserving and protecting Richmond's natural areas.
- An Award of Recognition by Creative BC for "outstanding contributions to the success and sustainability of British Columbia's film and television production industry."

2016 highlights



Richmond Fire-Rescue Live Training Centre.



Seine Net Loft exhibits. Photo by Joel Baziuk.



12 new police officers hired.

Safe Community

- Council approved the hiring of 12 additional police officers for Richmond RCMP.
- Richmond Fire-Rescue opened a new live fire training centre.

Vibrant, Active and Connected City

- Five permanent exhibit zones were opened in the Seine Net Loft at Britannia Shipyards National Historic Site. The exhibits contain vivid examples of innovation and human ingenuity within the fishing and boat-building industries.
- The City's first artist-in-residence, Rhonda Weppler, conducted a year-long series of popular, public art workshops and initiatives from her base in historic Branscombe House.
- New memorial street signs, incorporating a poppy motif were installed on City streets named after Richmond soldiers killed in military service.

Well-Planned Community

- A Police Services Review was undertaken to consider the most appropriate model for police service delivery for Richmond. Council decided to continue its contract with the RCMP over creating a municipal police force.
- The City adopted a new Arterial Roads Policy allowing for greater density along most of Richmond's main roadways, helping to address housing affordability. Further regulations governing residential building massing and height were also adopted to address livability concerns.

Sustainability

- The Alexandra District Energy Utility was expanded to serve over 1,100 residential units and 280,000 square feet in other buildings. This includes the first Walmart in North America to be served by a district energy utility. In addition, over 1,100 residential units are now connected to the Oval Village District Energy Utility.
- The new City Centre Community Centre received gold certification through the Leadership in Energy and Environmental Design (LEED) program.

2016 highlights



Record year for filming.



Memorial street signs.



Canadian women's volleyball team.

Partnerships and Collaboration

- The City, together with Tourism Richmond and the Richmond Hotels Association, secured approval to raise the local hotel room tax to 3% to provide additional funding for tourism marketing and attraction development.

Quality Infrastructure Networks

- Construction began on the \$79.6 million Minoru Centre for Active Living, which will house a new aquatics and seniors centre and other recreational services. Construction was also launched on the new Brighthouse and Cambie fire halls.

Financial Stewardship

- The City secured \$16.6 million in provincial funding to support further improvements to the City's critical network of dikes and pump stations.
- Continued implementation of the City's Digital Strategy used technology to improve customer service and efficiency. This included allowing property owners to use credit cards to pay their property taxes.

Economic Development

- The Richmond Film Office recorded its second straight record-breaking year for filming activity. In 2016, filming activity occurred on three out of every four days.
- Richmond Sport Hosting reached an agreement for Canada's national women's volleyball team to make the Richmond Olympic Oval its national training centre for 5 years beginning in 2017.

Well-Informed Citizenry

- Online access was provided to an array of archival records and corporate information dating back to 1879. This adds to thousands of digitized photographs, Council minutes, bylaws and other City records now available online. An online Museum Collection was also launched, providing digital images of 2,100 artifacts.

Major services provided by the City of Richmond

Administration

Includes the office of the Chief Administrative Officer (CAO) who oversees the overall administration of the City's operations. Also includes the Deputy Chief Administrative Officer, human resources, intergovernmental relations and protocol (IGR), communications and marketing and the Corporate Planning and Programs Management Group.

Law and Community Safety

Brings together the City's public safety providers including police, fire-rescue and emergency programs as well as bylaw enforcement, legal and regulatory matters.

Community Services

Coordinates, supports and develops Richmond's community services including recreation, arts, heritage, sports, social planning, affordable housing, diversity, youth, childcare and seniors services. Oversees City-owned public facilities and the design, construction and maintenance of City parks, trails and green spaces. Works with community partners and coordinates special events and filming in the city.



Engineering and Public Works Open House

Finance and Corporate Services

Includes customer service, information technology, finance, economic development, real estate services, City Clerk, enterprise services, business licences and administration and compliance.

Engineering and Public Works

Comprises engineering planning, design, construction and maintenance services for all utility and City building infrastructure. Responsible for local water supply, sewer and drainage, dikes and irrigation system, roads and construction services, street lighting, environmental services, garbage and recycling services, corporate sustainability and district, corporate and community energy programs.

Planning and Development

Incorporates the policy planning, transportation, planning, development applications and the building approvals departments. This division provides policy directions that guide growth and change in Richmond with emphasis on land use planning, development regulations, environmental protection, heritage and livability.

City of Richmond contacts

The City of Richmond offers many civic services to the community. Additional services to the community are provided through the Richmond Olympic Oval, Richmond Public Library, Lulu Island Energy Company and Gateway Theatre. For more information on City services contact:

City of Richmond

6911 No. 3 Road
Richmond, British Columbia
V6Y 2C1 Canada

604-276-4000
infocentre@richmond.ca
www.richmond.ca

 /CityofRichmondBC

 @Richmond_BC

 /CityofRichmondBC

Gateway Theatre

6500 Gilbert Road
Richmond, British Columbia

604-270-6500
Box Office: 604-270-1812
www.gatewaytheatre.com

 /GatewayTheatreBC

 @Gateway_Theatre

Richmond Public Library

Hours: 604-231-6401
www.yourlibrary.ca

 /YourLibraryRichmond

 @RPLBC

 /YourLibraryRichmond

City Centre Community Centre.



Richmond Olympic Oval

6111 River Road
Richmond, British Columbia

778-296-1400
www.richmondoval.ca

 /RichmondOval

 @RichmondOval

Lulu Island Energy Company

6911 No. 3 Road
Richmond, British Columbia
V6Y 2C1 Canada

604-276-4011
www.luluslandenergy.ca



City of Richmond

6911 No. 3 Road, Richmond, BC V6Y 2C1

Telephone: 604-276-4000

www.richmond.ca

Contents printed on Canadian made, 100% recycled stock using environmentally friendly toners.