



City of Richmond

Report to Committee


To: Community Safety Committee
From: John McGowan
 Fire Chief, Richmond Fire-Rescue

Date: October 21, 2010
File:




Re: 2010 Third Quarter Report - Fire-Rescue

Staff Recommendation

That the report on Fire-Rescue's operations for the 3rd Quarter ending September 30, 2010 be received for information.



John McGowan
 Fire Chief, Richmond Fire-Rescue
 (604-303-2734)

FOR ORIGINATING DEPARTMENT USE ONLY		
CONCURRENCE OF GENERAL MANAGER 		
REVIEWED BY TAG	YES 	NO <input type="checkbox"/>
REVIEWED BY CAO	YES 	NO <input type="checkbox"/>

Staff Report

Origin

Richmond Fire-Rescue (RFR) is committed to keeping Council informed of its activities on a quarterly basis.

Analysis

Below is Fire-Rescue's 3rd Quarter report for July 1 to September 30, 2010.

Suppression Activity

Fire Suppression's 9-1-1 emergency call volumes for the 3rd Quarter of 2010 are presented in the table below. Subsequent tables provide details on calls types by: fires and estimated loss; medical; and hazmat.

The quarterly call volumes fluctuate from year-to-year and can be influenced by variables such as extreme weather conditions (wind storms, heat waves, cold snaps or the presence of ice, snow, or heavy rain). In Q3 of 2010 cooler temperatures resulted in a 12% reduction in "fire" type calls as compared to the same Quarter in 2009. The continued reduction in "false alarm" type calls of 11.5% is attributed to the Fire Prevention Officers who work with repeat alarms locations to ensure improved on-site management of their fire alarm systems.

9-1-1 Emergency Call Volumes for Fire-Rescue

Incident Type	Q3 of 2008	Q3 of 2009	Q3 of 2010
Medical	1054	1184	1250↑
Motor Vehicle Incident	327	328	307
Fire	172	196	173↓
False Alarm	203	191	169↓
Alarm No Fire	240	315	259↓
Public Service	179	202	226
Public Hazard	62	50	49
Hazardous Materials	32	32	30
Explosion	0	0	0
Technical Rescue	2	3	0
Totals	2271	2501	2463

Call Type Legend:

Medical includes: cardiac arrest, emergency response, home or industrial accidents

False Alarm includes: intrusion/security alarms; malicious; mistaken by equipment-smoke, dust, and/or steam

Alarm No Fire includes: accidental, malicious, equipment malfunctions

Public Service includes: assisting public, ambulance or police, locked in/out, special events, trapped in elevator, water removal

Public Hazard includes: aircraft emergency, bomb removal standby, object removal, or power lines down

Hazardous Materials includes fuel or vapour: spills, leaks, or containment

Explosion includes ruptured: boilers, gas pipes, or water pipes

Technical Rescue includes: aircraft, confined space, high angle, or water

Community Response

Details of the 3rd Quarter’s overall community response is detailed in the following tables. The estimated building loss for this quarter is \$843,575 and represents 1.4% of the total potential loss of \$61,042,915. The estimated content loss for this quarter is \$122,500 and represents .5% of the total potential loss of \$24,930,300.

Fire Calls By Type and Loss Estimates Third Quarter 2010

Incident Type Breakdown	Call Volume	Estimated Building Loss	Estimated Content Loss	Estimated Loss Totals
Fire – Structure Total:				
Residential				
Single-family		\$505,150	\$5,000	\$510,150
Multi-family		\$56,500	\$2,500	\$59,000
Commercial/Industrial		\$108,000	\$75,000	\$183,000
Fire – Outdoor		\$42,125	\$0	\$42,125
Vehicle		<u>\$131,800</u>	<u>\$40,000</u>	<u>\$171,800</u>
Totals*	168	\$843,575	\$122,500	\$966,075

*The dollar losses shown in this table are preliminary estimates. They are derived from Fire’s record management system and are subject to change due to delays in reporting and confirmation of actual losses from private insurance agencies (as available).

Medical Calls by Type Q3 – 2010

Medical	Volume
First Responder Total:	1250
Emergency Response	1072
Cardiac	137
Home Accident	33
Industrial Accident	8

Emergency Response Calls include: abdominal pain, airway obstruction, allergic reaction, animal injury, assault, assists, back pain, maternity, burns, choking, collapse, diabetic, drowning, electrocution, eye injury, falls, haemorrhages, medical alert/lifeline, motor vehicle injury, overdose, poison, seizures, stabbing, and trauma

Cardiac Calls include: chest pain, shortness of breath, numbness, speech, and mobility.

Hazmat

Hazmat - Calls By Type Third Quarter 2010

HazMat Calls	Details
Hazmat Calls Total:	30
Natural Gas/Propane Leaks (small)	14
Fuel Containment	6
Misc. (empty containers to unknown powder)	10

Incidents

Notable emergency incidents which involved RFR for this quarter follow.

Rescue

- Assisted BCAS with a medical call and transport to Richmond General hospital involving a four person illegal drug overdose.
- Fire crews discovered a meth lab distribution centre 7800 Block No. 3 Road
- Single MVI into power pole on Westminster Hwy causing downed pole and road closure
- Attended a double pool drowning (unconscious) in 6300 Block of Minoru Blvd
- Assisted RCMP with emergency decontamination for meth lab
- Single MVI with inverted car in a large ditch in the 22,000 Block of River Rd - two patients with minor injuries.
- Motor vehicle launched approx. 55' over the Fraser River dyke at the north end of No. 1 Road. The vehicle containing two occupants ended up nose first in the marshy tidal area.

Fires – General

- Numerous summer seasonal fires include: bark mulch, vegetation, rubbish and beach fires at numerous locations.
- Car fire 8300 block of Capstan Way; boat fire Trites Road, life cart electrical fire Jericho Road.

Fires – Residential / Single-Family

- Fire at a home under construction and in the lock up stage in the 10,000 Block Aintree.

Fires – Residential / Multi-Family

- Apartment fire in a 3 storey wood framed building in the 8500 Block Westminster Hwy with one fatality. Occupants evacuated with over 30 being rescued from their balconies. Vancouver Fire provided mutual aid coverage in Richmond.

Fires – Commercial/Industrial/Institutional

- Structural fire in a cafe in the 4800 Block of No. 3 Road. Light smoke detected in the interior - thermal imaging cameras used to locate the fire on the building exterior under the building overhang.

Awards

On June 22, 2010, a committee comprised of representatives from the Canadian Association of Fire Chiefs, the Emergency Medical Services Chiefs of Canada, the Canadian Association of Chiefs of Police met and decided that the City of Richmond, Gold Exercise be awarded the CACP/Motorolla Award for Excellence in Emergency Preparedness in the exercise category. Many staff worked tirelessly in planning the exercise, with the plan being executed with precision, purpose and professionalism. The successful delivery of the Gold exercise speaks to the positive partnership that exists between Richmond's emergency responders: BCAS, RCMP, DND, CGRU and the Coast Guard.

Training

The training staff in RFR deliver training programs to all members of RFR in disciplines ranging from: Personal Protective Equipment, Firefighting and Rescue to Emergency Vehicle Operating and Incident Management. Training also delivers leadership and people skills programs through in-house instructors, on-line training, and the use of external trainers. For the 3rd Quarter the following highlights are noted:

THARR

Major training evolutions for the new fire fighter recruits - utilizing the smoke tower at the new Shellmont Fire Hall.

Employee courses on “coaching for success” and employee evaluations.

Water Rescue Program

Recruit Training

- Completion of recruit training program for 4 new hires. The recruits now move onto shift to complete their probationary training, which continues for a further 8 months.

Community Partnerships

- Richmond Fire-Rescue and the RCMP continue to work together on arson related activities such as streamlining of investigations and sharing of information. In July, two juvenile fire setters agreed to undergo counselling.
- 57 Annual fire drills for public schools.

Fire Prevention

Special investigations are summarized in the table below.

Special Inspections/Investigations Third Quarter 2010

Type	Total
Electrical and Fire Safety Inspections	4
Infant Car Seat Inspections	88
Fire Investigations	168
Incendiary	15
Suspicious	10
Accidental	99
Undetermined	42
Investigation Ongoing	2

Incendiary fires are those where a person intentionally lights it, knowing they shouldn't.

Suspicious fires are those where there is no reason for the fire to start.

450 Inspections completed in Q3, these inspections were done by both Fire Prevention and suppression staff.

Richmond Fire-Rescue participates in many community events and activities for public education and/or community relations purposes. Following are some of the noteworthy events attended during the 3rd Quarter:

- Steveston Salmon Festival Parade
- Richmond Centre for Disabilities Roll and Stroll at Minoru Park
- Kid Safe Event at South Arm Park

Fire Halls

The Steveston fire hall construction project is progressing with an estimated possession date of mid February 2011. The public opening will follow in late spring or early summer. This innovative use of pine beetle wood in the fire hall's construction has drawn the attention of Industry Canada who held a major tour of the site mid October.

Financial Impact

None.

Conclusion

Fire-Rescue is committed to providing Council with quarterly updates on its activities. The Fire Chief welcomes the opportunity to discuss Fire's activities and priorities with Community Safety Committee.



rs Sandra Pearson
Program/Project Manager,
Richmond Fire-Rescue (Ext. 2750)