



City of Richmond

Report to Committee

To: Community Safety Committee **Date:** September 2, 2014
From: Rendall Nasset, Superintendent **File:** 09-5000-01/2014-Vol
Officer In Charge, Richmond RCMP Detachment 01 (14.19)
Re: RCMP's Monthly Report - June Activities

Staff Recommendation

That the report titled "RCMP's Monthly Report – June Activities" dated September 2, 2014, from the Officer in Charge, Richmond RCMP be received for information.

Rendall Nasset, Superintendent
Officer In Charge, Richmond RCMP Detachment
(604-278-1212)

Att. 2

REPORT CONCURRENCE	
CONCURRENCE OF GENERAL MANAGER 	
REVIEWED BY STAFF REPORT / AGENDA REVIEW SUBCOMMITTEE	INITIALS:
APPROVED BY CAO 	

Staff Report

Origin

At the request of the Community Safety Committee, the Officer in Charge will keep Council informed on matters pertaining to policing in the community of Richmond.

This report supports Council Term Goal 1:

To ensure Richmond remains a safe and desirable community to live, work and play in, through the delivery of effective public safety services that are targeted to the City's specific needs and priorities.

Analysis

Below is the RCMP's Monthly Report regarding June 2014 activities.

Noteworthy Files and Activities

Spike Seen in Theft from Cars

After a 90% increase in thefts from motor vehicles, the detachment sent out a reminder to the public not to leave valuables in the car, as thieves were specifically targeting electronic devices such as computers and cell phones. In response to the spike in thefts, the detachment has increased patrols in the trouble areas and volunteers have been going out to put notices on the cars where items are visible from outside.

Fatal Crash at Steveston Highway and No. 3 Road

The Road Safety Unit was called to the scene of a fatal crash that occurred on June 15. One person was deceased and two were taken to hospital after the two car crash that occurred on Steveston Highway and No. 3 Road. The crash happened just after 12:30 pm and the area was closed off for some time as the police investigated the circumstances of the crash. The Integrated Collision Analysis and Reconstruction Service (ICARS) were called out to assist in the investigation. The deceased driver suffered a medical issue prior to the collision which appears to be the cause of the accident.

Saba Road Arson

An arson occurred in the 7800 Block of Saba Road on June 16. Richmond Fire Rescue called police after a report of a structure fire in an apartment building just after 9:00 pm. Upon investigation, it was determined there was no fire; however an incendiary device had caused a small amount of damage to an area near the elevators of the apartment building. It is fortunate that no one was injured when the device went off. Residents were temporarily evacuated while investigators ensured the damage was contained to the area around the elevator. The Serious Crime Unit canvassed the area for witnesses and reviewed surveillance video footage for potential suspects. The investigation is ongoing.

Meth Lab Shut Down

Officers shut down a meth lab thanks to a tip from the public. On June 26, police were called to the 11,000 block of Cambie Road after receiving a call that there was a strange odour in the area.

Police found a lab where it appeared the chemicals needed to make meth were being mixed. The Richmond RCMP Drug Team was on scene and the Lower Mainland Clandestine Lab Team assisted in the clean up. Police were on scene for a numbers of hours.

Champions Greeted at YVR

Vancouver Airport constables welcomed the Canadian Women’s wheelchair basketball team at on June 29, upon their return from competition in Toronto. Congratulations were extended to the Canadian Gold Medal Winners who beat Paralympics champion Germany in the final at Mattamy Athletic Centre.

Richmond RCMP at Tim Horton’s “Camp Day”

Each year, the first Wednesday in June is Tim Horton’s Camp Day. Camp Day is the one day when Tim Horton’s Restaurant owners donate 100 per cent of the proceeds from coffee sales to the Tim Horton Children’s Foundation. This year on June 4, several RCMP Youth Section officers helped out by making coffee and greeting the public at local Richmond Tim Horton’s.

Auxiliary Constables

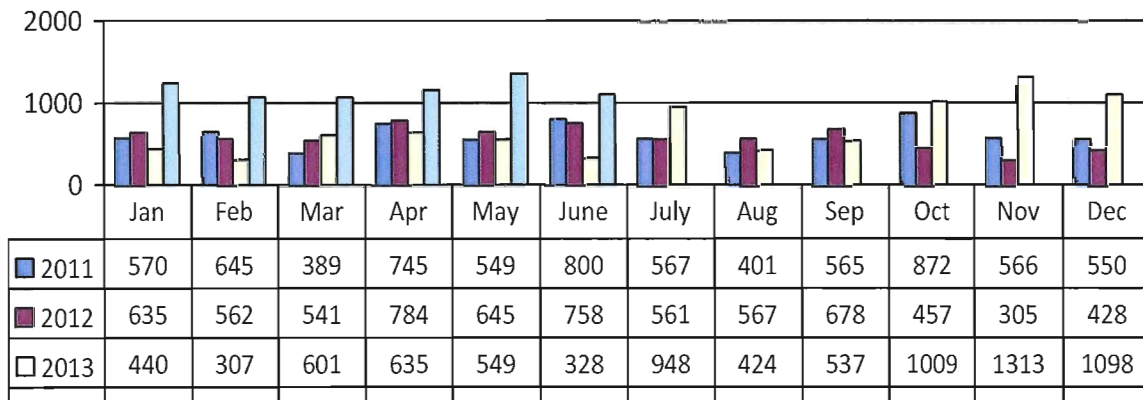
The primary mandate of Richmond’s Auxiliary Constables is to support community police activities relating to public safety and crime prevention. The Auxiliary Constables support community and special events, as well as participating in a variety of crime prevention program within the City.

Total Auxiliary Constable Volunteer Hours

Total Auxiliary Constable Volunteer hours include community policing activities as well as hours spent in training, court, ride-along and call-outs. As of the end of June, 2014, Richmond Detachment now has 44 active Auxiliary Constables who have volunteered 6,974 hours to date.

Figure 1 compares the monthly hours of service for the years since 2011.

Figure 1: Total Auxiliary Constable Volunteer Hours



Activities for June 2014 included:

- Safety Patrols – provided a police presence in off-road areas with the Kubota, bikes and on foot. Areas patrolled: Steveston Village, Night Market, YVR, and Hamilton, parks, dykes, and trails.
- Bylaws Initiative – in partnership with Bylaws, Auxiliary Constables enforced dog leash and licensing bylaws.
- Pathways Initiative – attended the Pathways Clubhouse to enhance positive client relationships with the police.
- Property Crime Reduction programs – assisted the Property Crime Unit with ongoing programs to reduce theft occurrences in Richmond.
- Block Watch – attended neighbourhood Block Watch events to provide police support and crime prevention information for residents.
- Railway Trail Opening – provided traffic control to ensure participant safety at major intersections.
- Safety Talks – to youth, seniors and other groups on topics including pedestrian and traffic safety, home security and bike safety.
- School Fairs – attended two elementary school spring fairs to encourage youth communication with police.
- Crime Watch – provided guidance and support to Crime Watch volunteers on weekend patrols.
- “Ride, Don’t Hide” – provided traffic control at key intersections to ensure public and participant safety during the biking event.
- Burkeville Daze – attended the annual event with YVR constables and interacted with youth and families.
- Ships to Shore – provided presence at this event in Steveston, including foot, Kubota and ATV patrols of the surrounding areas.
- Training – senior Auxiliary Constables continued to re-certify in the Incident Management Intervention Model (IMIM), Chemical Biological, Radiation and Nuclear (CBRN Response), as well as updating on-line training certifications to meet RCMP requirements.
- Ride-a-Longs – Auxiliary Constables continue to provide assistance to constables with Traffic and General Duty shifts.

Community Policing*Block Watch*

During the month, 158 letters were sent to victims and their neighbours to inform city residents that a residential break and enter had occurred in their neighborhood, and to encourage residents to start a Block Watch Group. Similarly, 25 Business Link letters were sent to Richmond businesses that experienced a break and enter during this period. Both residential and Business Link break and enter letters offer crime prevention tips, direct Richmond residents and business owners to the crime prevention web pages, and encourage them to register for the email alerts.

There were 38 residential and 22 business break and enter email alerts sent this period to registered Richmond residents and businesses. These emails inform home and business owners

that a break and enter has occurred, provide crime prevention information, and direct residents and business owners to the crime prevention web pages.

Richmond Detachment Stolen Auto Recovery and Lock Out Auto Crime Statistics

Notices supplied by ICBC are issued by a community volunteer and left on every car in a local parking lot. The notice contains the Community Police Station name, crime prevention tips, location and date, as well as a list of questions that have been checked “yes” or “no”. These notices indicate to the reader what issues need to be addressed in order to keep his or her vehicle safe.

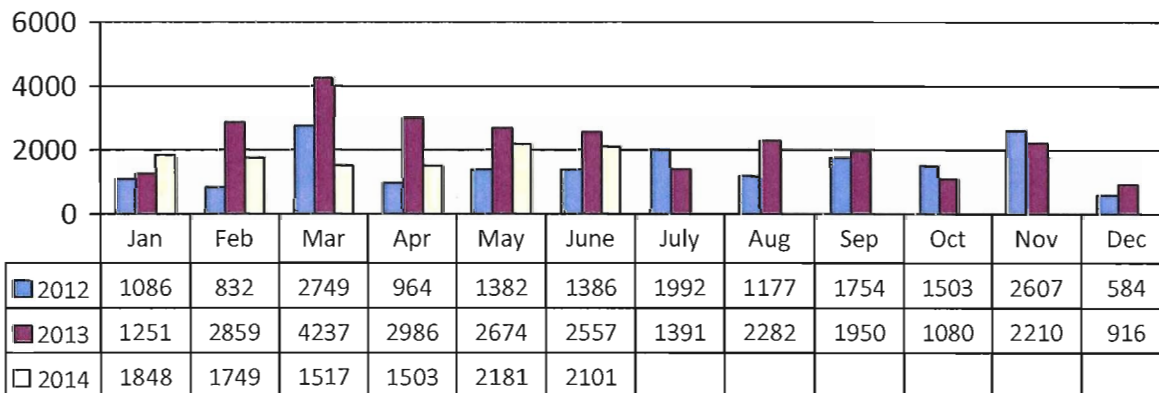
The Lock Out Auto Crime statistics are significantly lower this month compared to the same month in 2013 by 18% due to the effectiveness of the program. The Detachment Leadership Team is very pleased with the results.

Example questions:

- Does the vehicle have an anti-theft device? (e.g.: alarm, immobilizer or steering wheel-lock)
- Are there any personal belongings in plain view?
- Is the vehicle locked?
- Have all suitable steps been taken to prevent auto crime?

Figure 2 provides a comparison by year for the number of vehicles issued a notice.

Figure 2: Richmond Detachment Stolen Auto Recovery / Lock Out Auto Crime Vehicles Issued a Notice

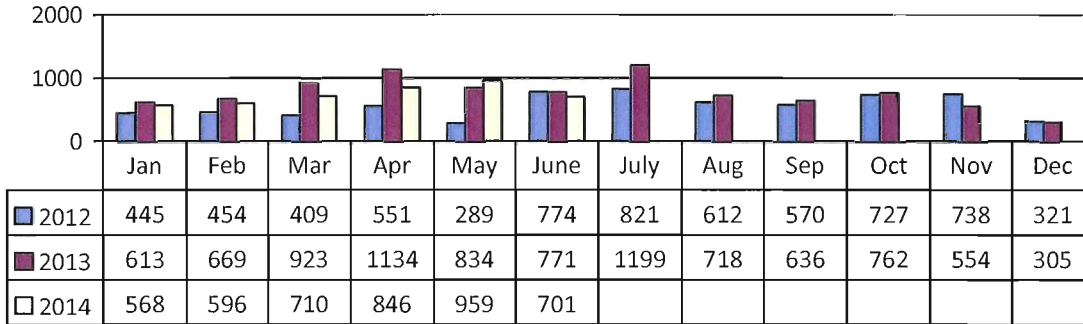


Richmond Detachment Speed Watch Statistics

Speed Watch promotes safe driving habits by alerting drivers of their speed in school zones and on roadways. Trained volunteers are equipped with radar and a speed watch reader board that gives drivers instant feedback regarding their speed. The volunteers record the license plate number and the speed, and a letter is sent to the vehicle’s registered owner when there is an infraction. The letter includes the date, time, location and what the penalties would be if the driver had received a violation ticket.

Figure 3 provides a comparison by year of the number of letters sent.

Figure 3: Richmond Detachment Speed Watch Letters Sent



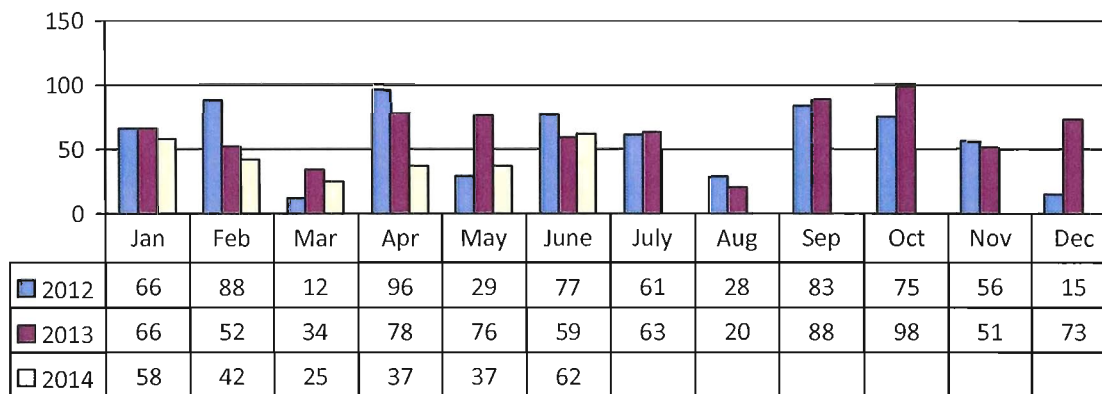
Richmond Detachment Distracted Driver Statistics

While volunteers are doing bike/foot patrols or on Speed Watch duty, they note drivers that are on their cell phones; talking or texting, using other electronic devices, reading a newspaper, shaving or putting on makeup. The registered owner of the vehicle is sent a letter with the date, time and location. Also included in the letter is the type of driving infraction and amount the fine would be had the driver received a violation ticket.

The Distracted Driving stats are 28% lower year to date in comparison with 2013 year to date as a result of the effectiveness of the program.

Figure 4 provides a comparison by year for the number of letters sent.

Figure 4: Richmond Detachment Distracted Drivers Number of Letters Sent



Community Police Volunteer Bike and Foot/Van Patrol Program

In June 2014, community volunteers performed 20 bike patrols totaling 168 hours, as well as 17 foot/van patrols totaling 140 hours. The program has been revitalized with the volunteers

receiving additional training. The volunteers assisted the public with directions and general questions, witnessed minor vehicle collisions and offered assistance. They also reminded jaywalkers to use the crosswalks, noted any distracted drivers and used palm pilots to run license plates to see if any vehicles were stolen. During the patrols, the volunteers visited local parks and schools to make sure that everything was secure and looked for possible grow ops and abandoned houses.

Highlights in June 2014 for the Volunteers include:

- Finding a stolen car at Cosmo Plaza.
- Taking part in the opening of the Railway Greenway opening and in the Annual Island Bike Tour.
- Cst. Simpson gave a presentation to the volunteers about life at RCMP's Training Depot in Regina Saskatchewan and a Level 1 biking course was hosted for 10 volunteers from City Centre, South Arm and Steveston Community Police Stations.
- Finding a small fire at Cosmo Plaza. Richmond Fire Rescue was called.
- Discovering a family stuck in the elevator of Cosmo Plaza. Richmond Fire Rescue was called to assist.
- A Pedestrian Safety Blitz event was hosted with the Youth Section, CPVS, Richmond Fire Rescue and Transit Police along with the station volunteers and ICBC.

Road Safety Unit

The Road Safety Unit focus for the month of June was to complete documents for court proceedings.

Richmond Detachment Traffic Statistics

Name	Act	Example	April	May	June
Violation Tickets	Provincial Act Offences	Speeding	1,195	1,218	815
Notice & Orders	Equipment Violations	Broken Tail-light	482	427	330
Driving Suspensions	Motor Vehicle Act	24 hour driving prohibition for alcohol or drugs	56	51	44
Parking Offences	Municipal Bylaw	On or off the street Municipal parking offences	14	10	12
MTI's	Municipal Ticket Information	Any other Municipal Bylaw offence	0	1	2

Victim Services

Richmond RCMP Victim Services provided services to 27 new clients and attended 14 crime and trauma scenes, in addition to maintaining an active caseload of 140 ongoing files.

Victim Services responded to a number of attempted suicides, family disputes and cases involving family members with mental health issues requiring medical attention. The family members trying to support their loved ones with these complex issues frequently report that they feel alone and helpless. Victim Services can give them ongoing emotional support to help them cope as well as referrals for long term professional assistance.

Victim Services responded to the fatal crash in south Richmond this month. There were many witnesses and a very distraught extended family of the deceased victim. Victim Services continues providing ongoing support to the witnesses and family.


There has been an increasing amount of young women who have come forward after being victimized in a case of a male posing as a modeling agent. Victim Services is continuing to provide assistance as more victims are coming forward every month. The suspect is in jail and the matter is before the courts.

Financial Impact

None

Conclusion

The Officer in Charge, Richmond Detachment continues to ensure Richmond remains a safe and desirable community.



Lainie Goddard
Manager, RCMP Administration
(604-207-4767)

LG:jl

Att. 1: Crime Stats
2: Crime Maps



JUNE 2014 STATISTICS

This chart identifies the monthly totals for all founded Criminal Code incidents, excluding Traffic Criminal Code. Based on Uniform Crime Reporting (UCR) scoring, there are three categories: (1) Violent Crime, (2) Property Crime, and (3) Other Criminal Code. Within each category, particular offence types are highlighted in this chart. In addition, monthly totals for Controlled Drugs and Substances Act (CDSA) incidents are included.

The Average Range data is based on activity in a single month over the past 5 years. If the current monthly total for an offence is above average, it will be noted in red, while below-average numbers will be noted in blue.

Year-to-Date percentage increases of more than 10% are marked in red, while decreases of more than 10% are blue. Please note that percentage changes are inflated in categories with small numbers (e.g.: Sexual Offences).

	CURRENT MONTH	5-YR AVERAGE	5-YR AVERAGE RANGE	YEAR-TO-DATE TOTALS			
	Jun-14	June		2013	2014	% Change	Change in # of Incidents
VIOLENT CRIME (UCR 1000-Series Offences)	110	122	109-135	559	614	9.8%	55
<i>Robbery</i>	2	9	6-12	31	36	16.1%	5
<i>Assault</i>	47	47	40-55	214	219	2.3%	5
<i>Assault w/ Weapon</i>	13	14	12-16	57	62	8.8%	5
<i>Sexual Offences</i>	7	3	2-4	26	49	88.5%	23
PROPERTY CRIME (UCR 2000-Series Offences)	682	609	568-650	3391	4141	22.1%	750
<i>Business B&E</i>	29	38	28-48	234	180	-23.1%	-54
<i>Residential B&E</i>	46	33	27-40	343	394	14.9%	51
<i>MV Theft</i>	24	26	18-35	116	157	35.3%	41
<i>Theft From MV</i>	220	153	129-176	732	1389	89.8%	657
<i>Theft</i>	112	110	99-121	615	629	2.3%	14
<i>Shoplifting</i>	59	61	50-72	454	338	-25.6%	-116
<i>Fraud</i>	42	45	37-54	247	279	13.0%	32
OTHER CRIMINAL CODE (UCR 3000-Series Offences)	194	201	184-218	914	1027	12.4%	113
<i>Arson - Property</i>	6	6	3-9	8	31	287.5%	23
SUBTOTAL (UCR 1000- to 3000-Series)	986	932	866-999	4864	5782	18.9%	918
DRUGS (UCR 4000-Series Offences)	82	96	51-142	390	325	-16.7%	-65

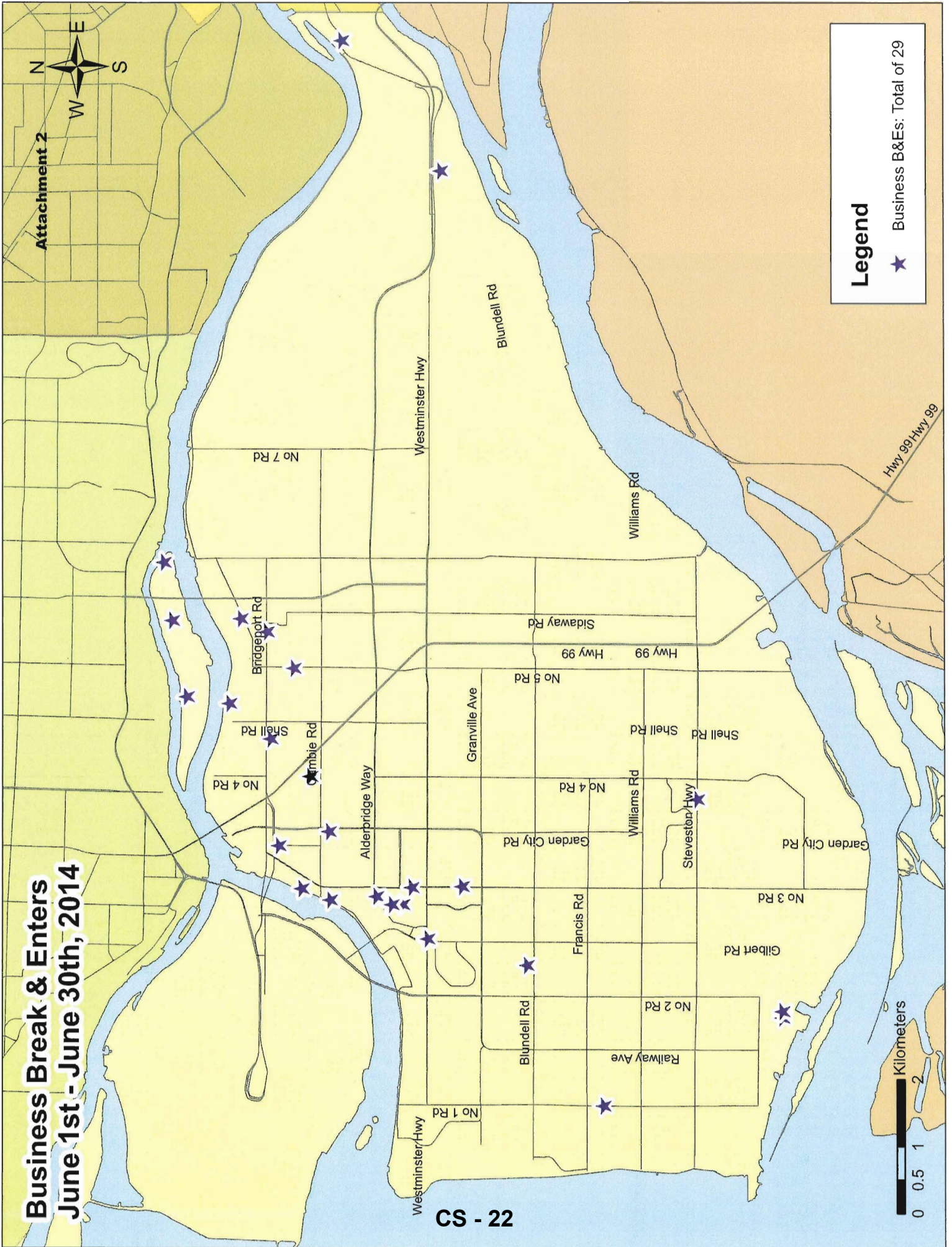
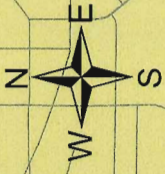
Prepared by Richmond RCMP.

Data collected from PRIME on 2014-07-17. Published 2014-07-17.

This data is operational and subject to change. This document is not to be copied, reproduced, used in whole or part or disseminated to any other person or agency without the consent of the originator(s).

Business Break & Enters June 1st - June 30th, 2014

Attachment 2



CS - 22

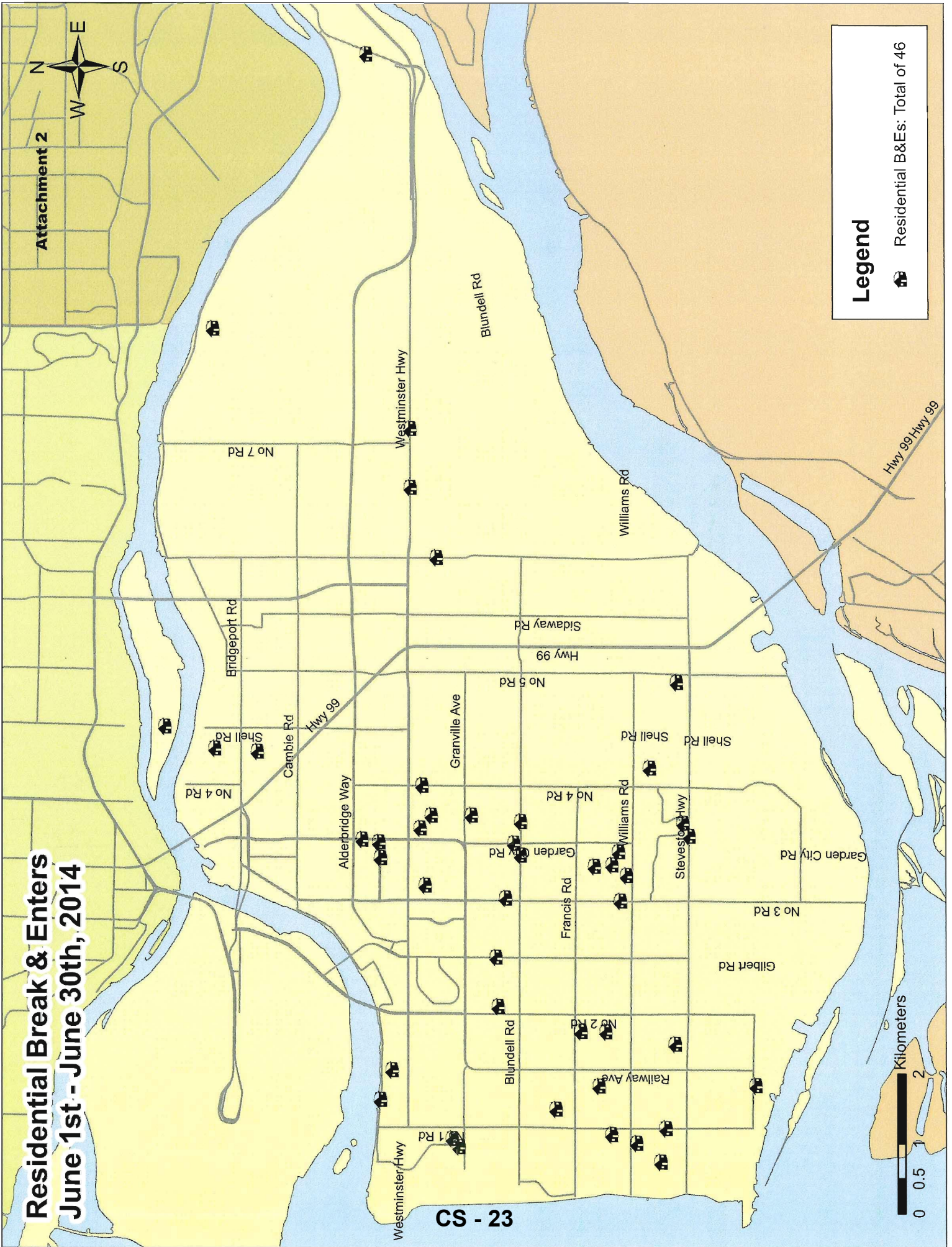
Legend

★ Business B&Es: Total of 29

Kilometers
0 0.5 1 2

Residential Break & Enters June 1st - June 30th, 2014

Attachment 2



CS - 23

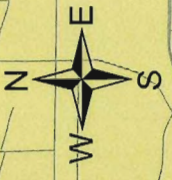
Legend

-  Residential B&Es: Total of 46



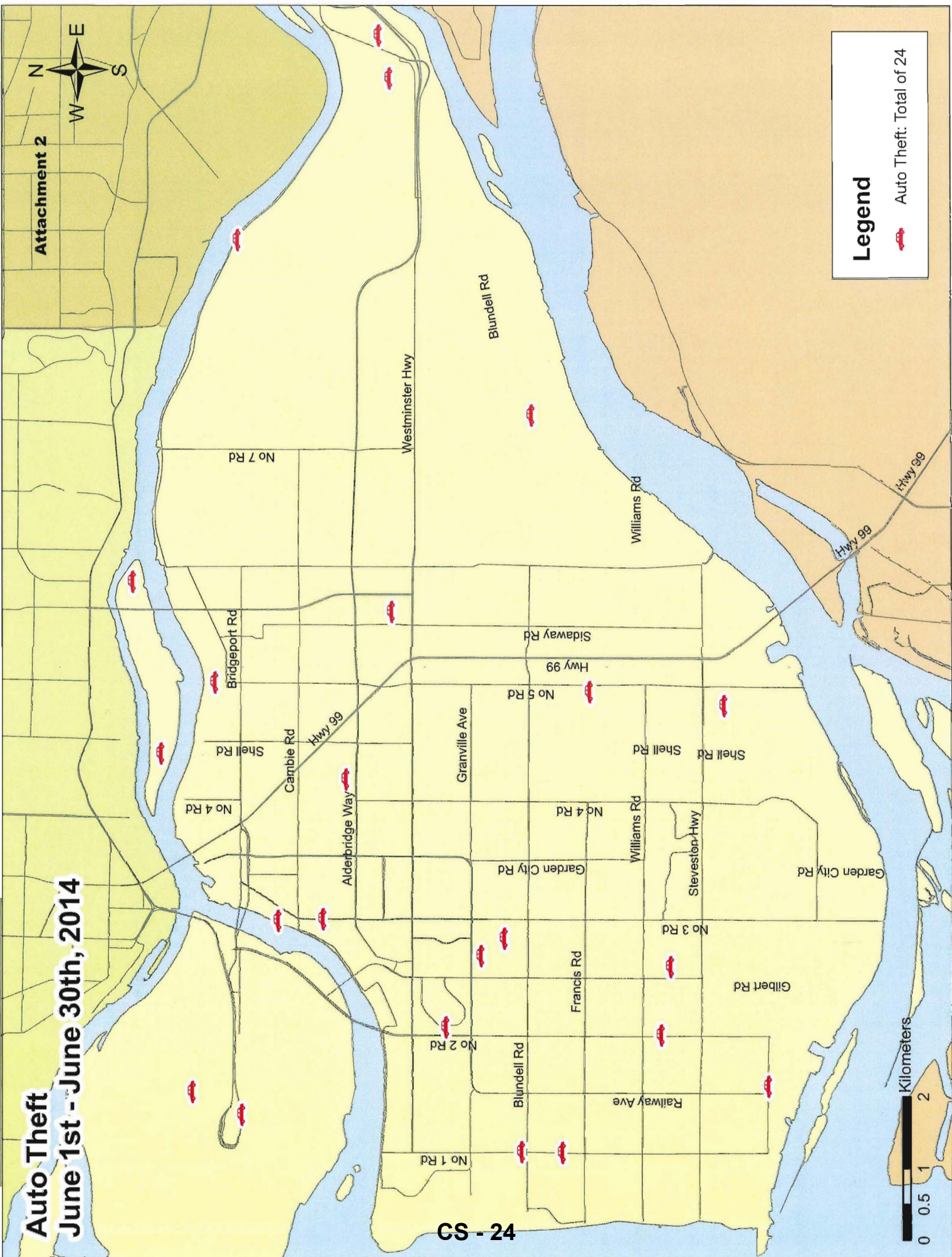
Auto Theft June 1st - June 30th, 2014

Attachment 2



Legend

- Auto Theft: Total of 24



CS - 24



Thefts From Vehicles June 1st - June 30th, 2014

Attachment 2

