



City of Richmond

Report to Committee

To: Community Safety Committee **Date:** October 8, 2013
From: Rendall Nessel **File:** 09-5000-01/2013-Vol
 Officer In Charge, Richmond RCMP Detachment 01 (13.21)
Re: RCMP's Monthly Report – August 2013 Activities

Staff Recommendation

That the report titled "RCMP's Monthly Report – August 2013 Activities" (dated October 8, 2013, from the Officer in Charge, RCMP) be received for information.

(Rendall Nessel) Superintendent
Officer In Charge, Richmond RCMP Detachment
(604-278-1212)

REPORT CONCURRENCE	
CONCURRENCE OF GENERAL MANAGER 	
REVIEWED BY DIRECTORS	INITIALS: DW
APPROVED BY CAO 	

Staff Report

Origin

At the request of the Community Safety Committee, the Officer in Charge will keep Council informed on matters pertaining to policing in the community of Richmond.

Council Term Goals for 2011-2014 identify the desire to ensure Richmond remains a safe and desirable community to live, work and play in, through the delivery of effective public safety services that are targeted to the City's specific needs and priorities.

Analysis

Below is the RCMP's Monthly Report regarding August 2013 activities.

Noteworthy Files and Activities:

Operation "Dry Water"

During the first weekend in August, Richmond RCMP partnered with the Canadian Safe Boating Council (CSBC) to launch a campaign called "Operation Dry Water". The team's mandate is to educate the public on matters related to boating and water safety as well as enforce the Canada Shipping Act and Criminal Code. This campaign focuses on educating the public about the potential risks of drinking and boating. According to the CSBC, alcohol is a factor in nearly 40% of boating incidents. The goal is to reduce the number of alcohol involved incidents with education and enforcement.

Operating a vessel can be just as dangerous or in some cases, more so, than operating a motor vehicle on the road. In addition to operating the vessel there are other environmental concerns such as water depth and current, buoyant or submerged hazards, and the location, speed and direction of other vessels.

Richmond RCMP Thwart Kidnapping

On August 11, a citizen contacted the detachment to report what he believed was a kidnapping in progress. The citizen reported that he saw four suspicious males approach a male putting his young son into a vehicle in the area of the 3000 block of Corvette Way. The four males handcuffed the victim and forced him into the rear of the vehicle with his son. The citizen provided critical information to E-Comm as to the location of the vehicle. Uniformed members of the detachment stopped the vehicle a short distance from the crime scene and the two males were arrested for kidnapping. A handgun was recovered at the scene. There were no injuries to the victim or the victim's son. This was a targeted incident, but not gang related. The two males were charged with Kidnapping, Forcible Confinement with a Firearm, Using a Restricted/Prohibited Weapon to commit a Robbery, and Possession of a Prohibited/Restricted Weapon.

Meth Lab

August 21, 2013 Richmond Drug Unit undertook an investigation into a Meth Lab located at 9440 Alberta Road. This house is located next to Anderson Elementary School and a daycare. The Clandestine lab team was involved in this investigation. Richmond Fire Department initially located the meth lab when they were called because the house was on fire.

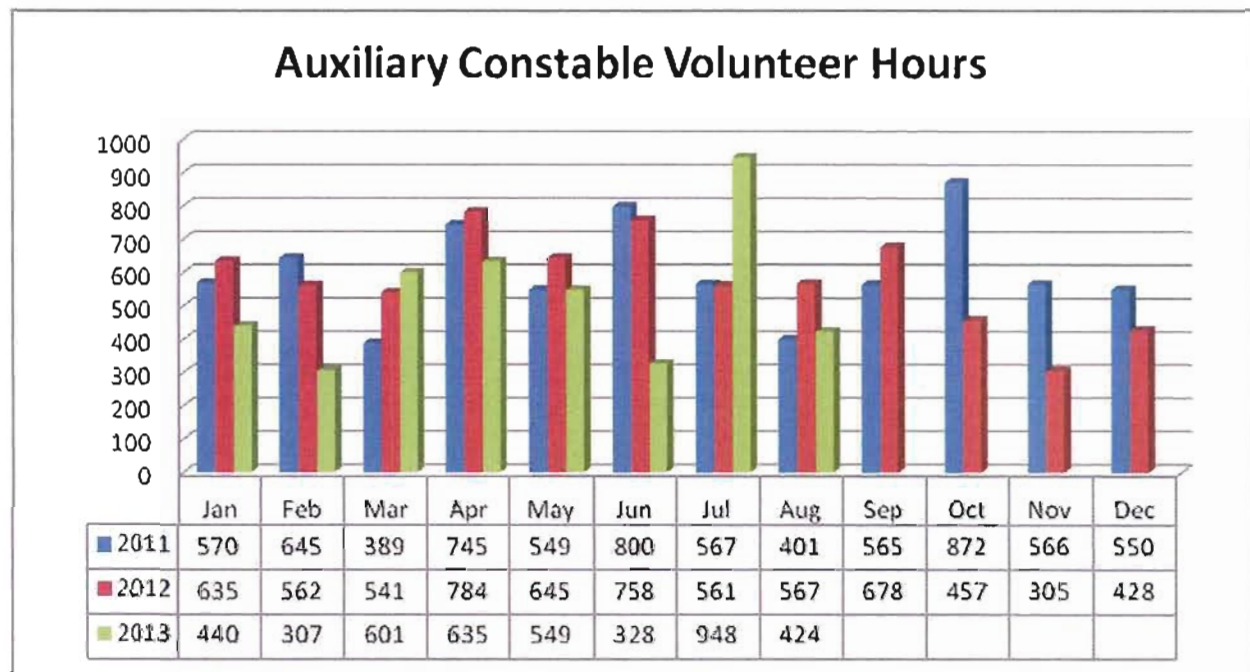
Missing Male

August 23, 2013 Richmond RCMP sought public assistance to locate a missing developmentally delayed male visiting from Toronto. The male had left his family’s hotel room with no money and no extra clothing. He was located later on Cypress Mountain. It is unknown how he made his way there. The family was given support in finding resources to deal with his wandering.

Auxiliary Constables

As of August 2013, Richmond Detachment’s 29 active Auxiliary Constables recorded 4,231 volunteer hours in Training and Patrol Ride-Alongs as indicated in the chart below, which compares the total hours of service for the years 2011, 2012 and 2013.

Total Volunteer Hours



Total hours include community policing activities, as well as hours spent in training, court, and with regular members for ride-a-longs and call-outs.

Reductions in hours are due to decreases in Auxiliary Constable Membership. The program retires an average of 4 Auxiliary Constables per year, and has historically added a new troop every 2-3 years to maintain membership. Since 2009, there was been no recruitment, resulting in the current decreased membership. This will be alleviated this year, as a new troop of 19 Auxiliary Constables

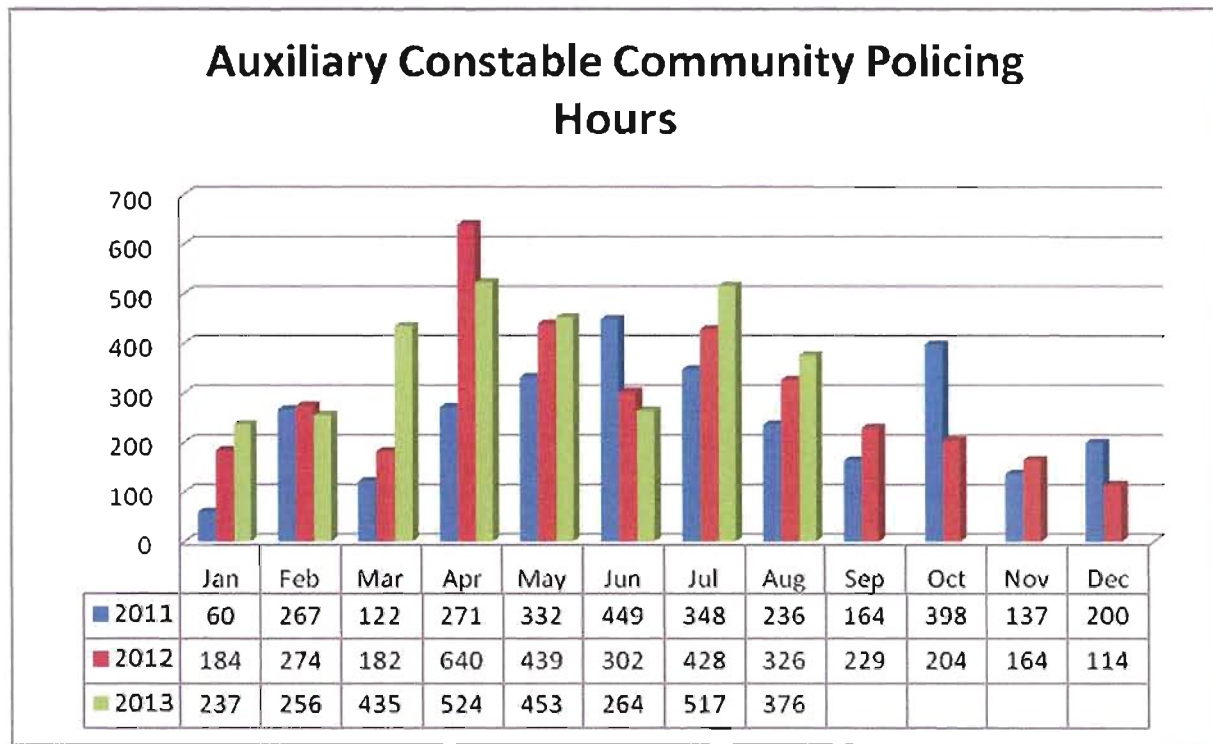
will start training in September. As a result, there will be significant increases in the total volunteer hours for next year.

Total Hours (Year to Date) per Volunteer Auxiliary Constable

January to August	YTD Hours	# of Aux/Cst.	YTD Hrs/Aux Cst.
2011	4,664	37	126
2012	5,051	33	153
2013	4,231	29	146

The Auxiliary Constables continue to dedicate themselves to ensuring that Community Events and Crime Prevention programs are a priority. As of August 2013, the Auxiliary Constables recorded 3,060 Community Policing hours. The chart below compares the hours of community policing duties for the years 2011, 2012 and 2013.

Community Policing Hours



Community Policing Hours includes all Crime Prevention Programs and Community Events.

It is of note that although there have been reductions in membership each year (11% in 2012, 12% in 2013), there were still net increases in volunteer hours for our core (Community Policing) hours.

Community Policing hours (Year to Date) per Volunteer Auxiliary Constable

Jan to August	YTD Hours	% Increase	# of Aux Cst.	YTD Hrs Per Aux	% Increase Per Aux
2011	2,084		37	56	
2012	2,774	33%	33	84	42%
2013	3,060	10%	29	106	32%

Summary of Community Policing Activities for August 2013

- Richmond RCMP Musical Ride
- Outdoor Movie Nights
- Steveston Dragon Boat Festival
- Steveston Farmers Market
- Richmond Night Markets
- Celebration of Lights
- MacDonald Beach Boat Safety Checks
- Coastal Watch and marine patrols
- Block Watch meetings and events
- Cops for Cancer Fundraising
- Safety patrols
- YVR foot patrols
- Property Crime Reduction programs

Auxiliary Constables also continue to provide assistance to regular members with Traffic and General Duty shifts.

Auxiliary Constables may assist in other communities at the request of other detachments, while ensuring there is no impact to Richmond. The following events were attended on a volunteer basis, ensuring that local commitments were already met and that any costs were borne by the requesting detachment. In return, these detachments assist Richmond by supplying additional Auxiliary Constables for large events such as Ships to Shore and the Salmon Festival.

- Vancouver Pride Parade – Assisting “E” Division Headquarters
- North Vancouver Musical Ride – Assisting North Vancouver Detachment

Community Policing**Block Watch**

There were 239 letters sent to victims and their neighbours, to inform residents in the area affected that a residential break and enter had occurred in their neighbourhood, and encouraged residents to start a Block Watch group. Similarly, 13 Business Link letters were sent to Richmond businesses that experienced a break and enter during this period. Both residential and Business Link break and enter letters offer crime prevention tips; directs Richmond residents and business owners to the crime prevention web pages and to register for the email alerts.

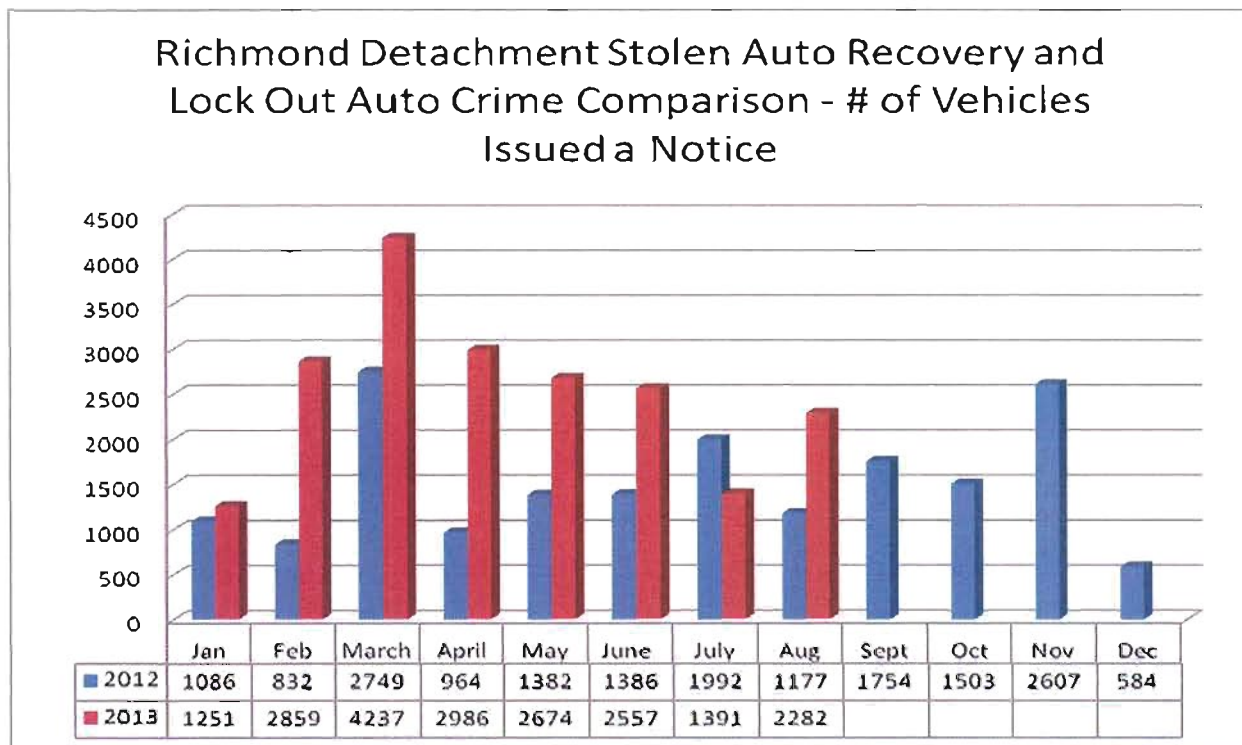
There were 49 residential and 18 business break and enter email alerts sent this period to registered Richmond residents and businesses respectively. These emails inform home and business owners that a break and enter has occurred, provides crime prevention information and direct residents and business owners to the crime prevention web pages.

Business Link Program

Volunteers go door-to-door to businesses in central and south Richmond wearing high visibility vests. They introduce themselves as station volunteers to the business owner/manager and provide brochures and newsletters, which are provided in English and Chinese. The contact information from the business is then entered in the Business Link database and should a break and enter occur an alert will be sent out with the details. There were 46 businesses visited in August and 16 volunteer hours.

Community Police Stations

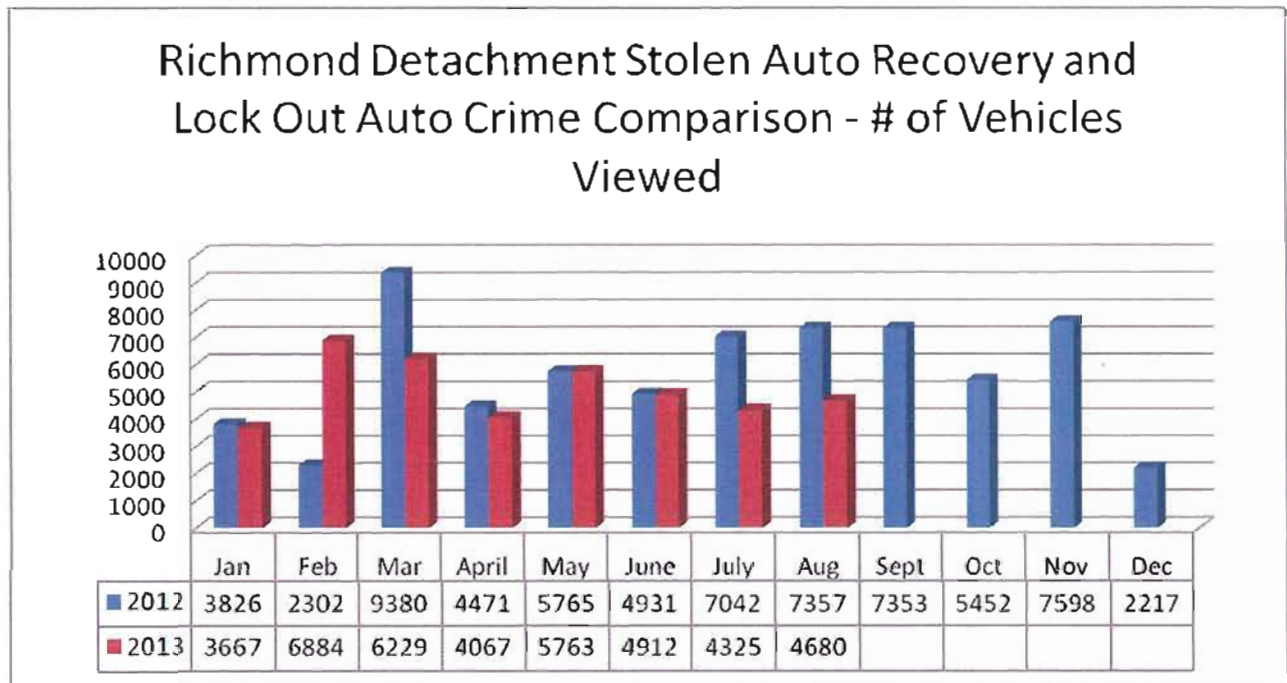
The following charts identify the activities of the Community Police Stations for the month. The numbers fluctuate from month to month as they are primarily driven by manpower increase or decrease. During 2012, this was a transitory period for the CPOs as staffing resources decreased temporarily and the City Centre station did not start up until mid-year. The numbers for 2013 have increased which reflects new staffing, an increase of 25 volunteers and implementation of City Centre initiatives.



Richmond Stolen Auto Recovery/Lock Out Auto Crime Notices

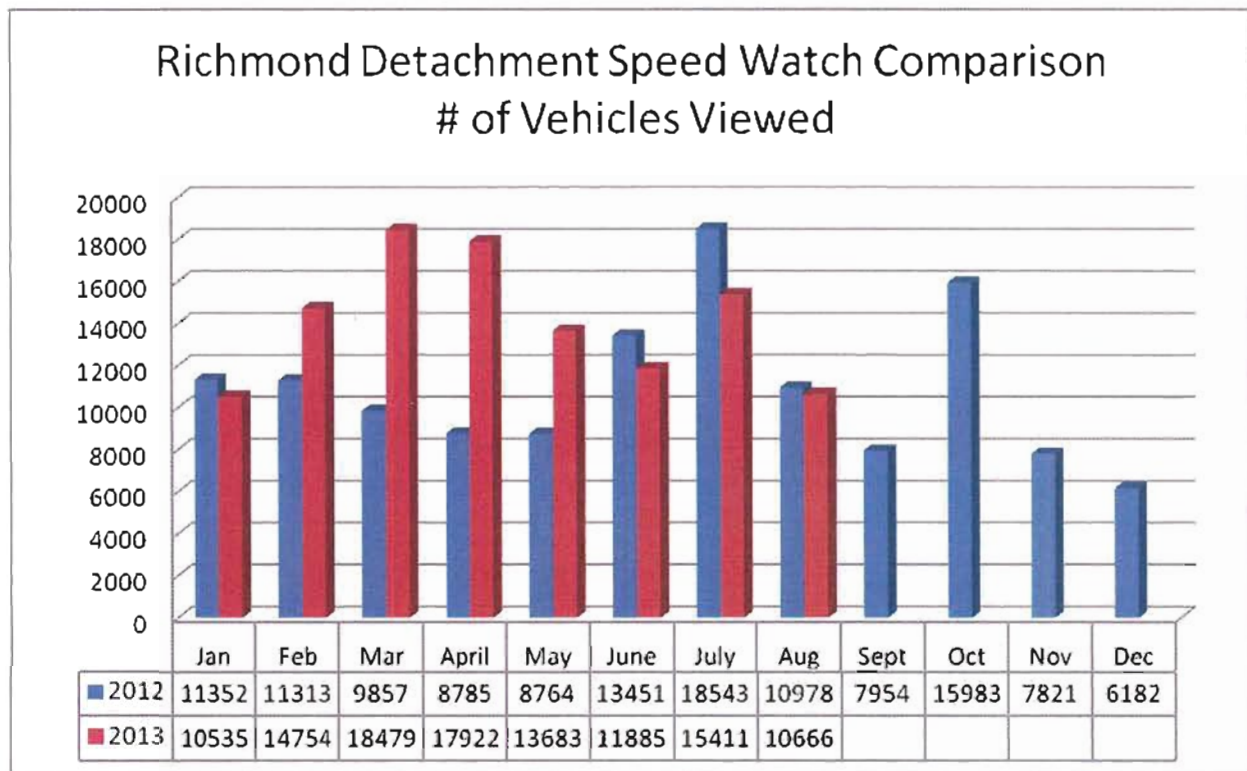
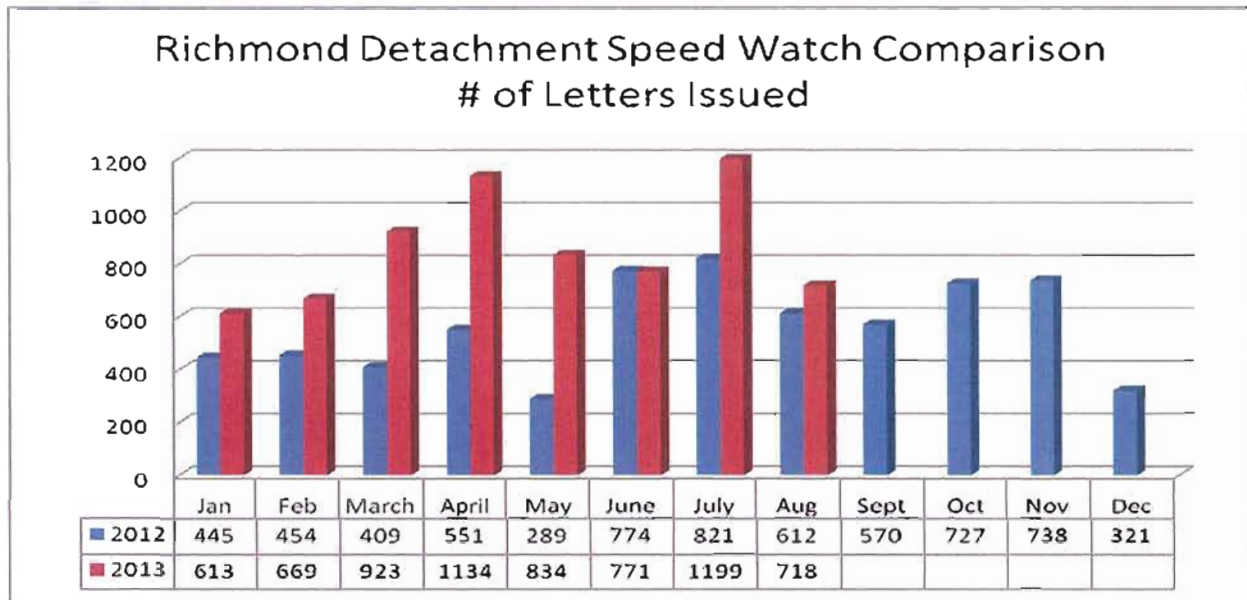
Notices supplied by ICBC are issued by a community volunteer and left on every car in the parking lot. The notice will have the Community Police Station name, crime prevention tips, location and date written on it as well as a list of questions that have been checked yes or no for example:

- Does the vehicle have an anti-theft device? (e.g.: an alarm, immobilizer or steering wheel lock)
- Are there any personal belongings in plain view?
- Is the vehicle locked?
- Have all suitable steps been taken to prevent auto crime?



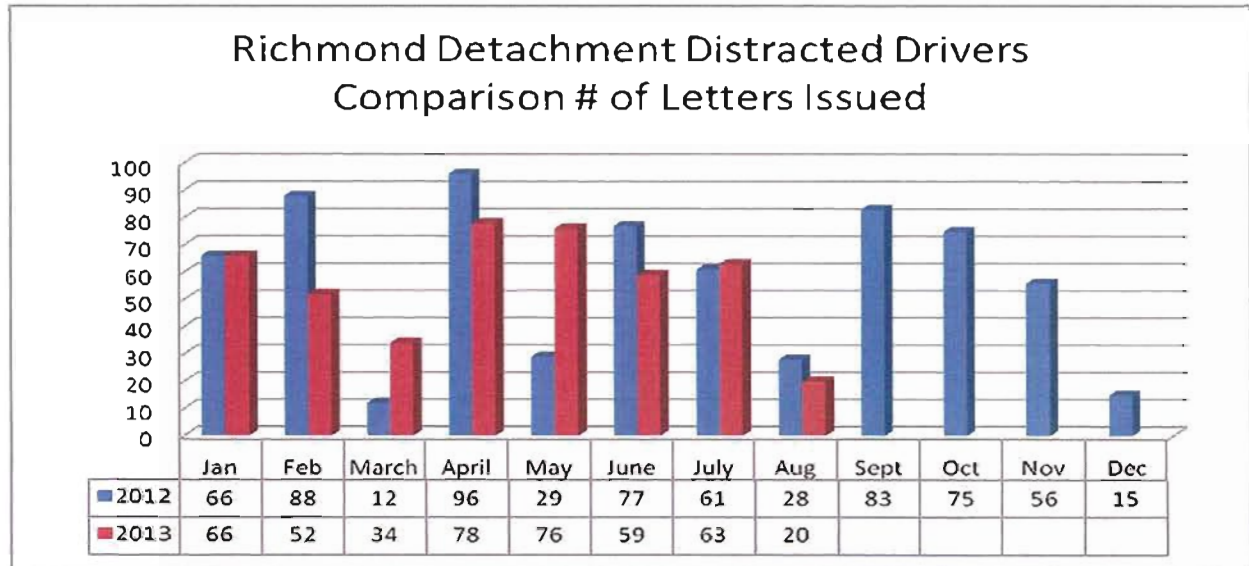
Richmond Detachment Speed Watch Statistics

Speed Watch promotes safe driving habits by alerting drivers of their speed in school zones and on busy roadways. Trained volunteers are equipped with radar and speed watch reader board that give driver’s instant feedback regarding their speed. Once the volunteers record the licence plate number and the speed a letter is sent to inform the registered owner of the driving infraction including date, time, location and what the penalties would be if the driver had received a violation ticket.



Richmond Detachment Distracted Drivers Statistics

While the volunteers are out doing bike and foot patrols or Speed Watch they notice drivers that are on their cell phones talking or texting, using electronic devices, reading a newspaper and putting on makeup. The registered owner of the vehicle is sent a letter with the date, time and location and type of driving infraction and amount of fine had the driver received a violation ticket.



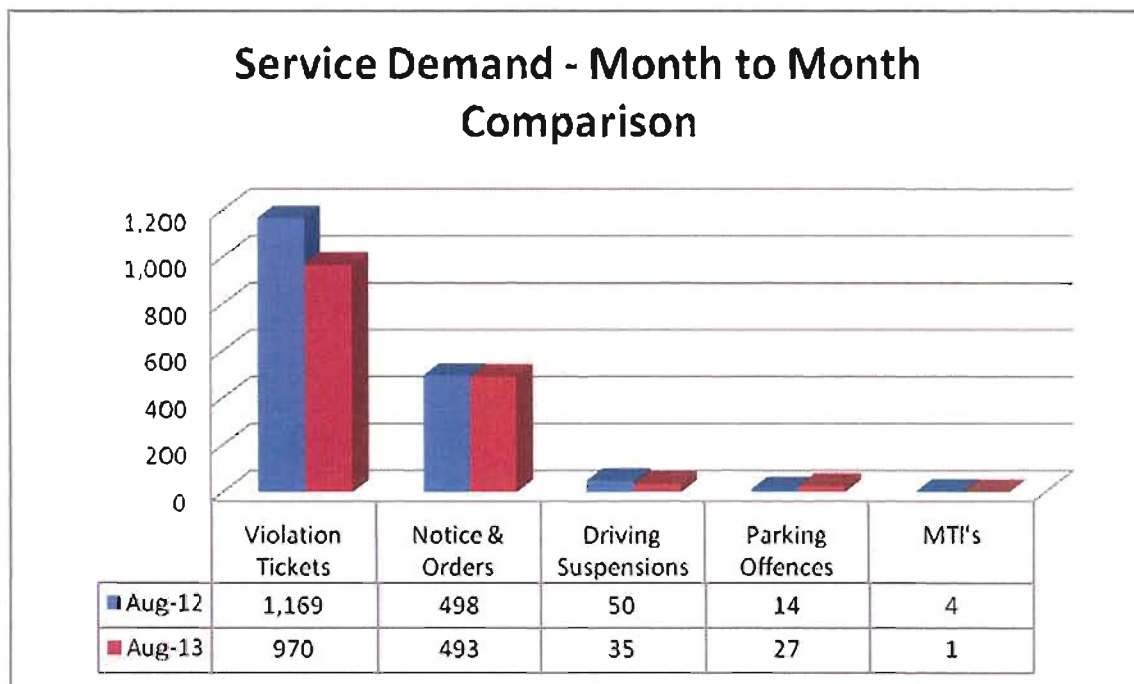
Volunteer Bike and Foot Patrols

The main objectives of the Volunteer Bike Patrol and Foot Patrol are to observe and report suspicious activity, abandoned houses, grow operations, graffiti and distracted drivers to police. For August, there were 14 bike patrols totalling 70 hours as well as 7 foot patrols for a total of 39 hours. As a result, the volunteers have assisted the general public with directions and general questions, witnessed minor vehicle collisions and offered assistance, reminded jaywalkers to use the crosswalks, noted any distracted drivers and used the palm pilots to run licence plates to see if any vehicles are stolen. The volunteers have attended the night market on Friday and Saturday nights and patrol the parking lots looking for stolen vehicles and theft from autos. They attend the local parks and schools making sure that everything is secure and look for possible grow ops and abandoned houses. Of note the volunteers assisted with setting up for the Musical Ride as well as assisting the Crime Prevention Unit with their youth camps during the summer.

Road Safety Unit

Road Safety Unit Service Demand – Month to Month Comparison

The chart below compares the Road Safety Unit tickets categorized by type for the month of August 2012 and August 2013. In August 2012 there were a total of 1,169 tickets compared to August 2013 which had a total of 970; a decrease of 17%. Ticket volumes fluctuate from month to month as they are primarily driven by manpower increase or decrease.



Victim Services

In addition to an active caseload of 143 ongoing files, RCMP Victim Services provided services to 36 new clients and attended 11 crime and trauma scenes in August. Calls for service included: Medical related sudden deaths, robberies and family dysfunction dominated the majority of calls for service.

Victim Services provided support to a family that had been victimized when a father and son had been taken hostage at gun point in a targeted attack. The victims were not physically harmed but both the son and mother have been receiving emotional support.

Crime Statistics

Crime Stats – see Appendix “A”
 Crime Maps – see Appendix “B”

Financial Impact

There is no financial impact associated with this report.

Conclusion

The RCMP continues to ensure Richmond remains a safe and desirable community.

A handwritten signature in blue ink, appearing to read "Lainie Goddard".

Lainie Goddard
Manager, RCMP Administration
(604-207-4767)



AUGUST 2013 STATISTICS

This chart identifies the monthly totals for all founded Criminal Code offences, excluding Traffic Criminal Code. Based on Uniform Crime Reporting (UCR) scoring, there are three categories: (1) Violent Crime, (2) Property Crime, and (3) Other Criminal Code. Within each category, particular offences are highlighted in this chart. In addition, monthly totals for Controlled Drugs and Substances Act (CDSA) offences are included.

The Average Range data is based on activity in a single month over the past 5 years. If the current monthly total for an offence is above average, it will be noted in red, while below-average numbers will be noted in blue.

Year-to-Date percentage increases of more than 10% are marked in red, while decreases of more than 10% are blue. Please note that percentage changes are inflated in categories with small numbers (e.g.: Sexual Offences).

	CURRENT MONTH	5-YR AVERAGE	5-YR AVERAGE RANGE	YEAR-TO-DATE TOTALS			
	Aug-13	August		2012 YTD	2013 YTD	% Change	Change in # of Offences
VIOLENT CRIME (UCR 1000-Series Offences)	126	138	116-160	878	869	-1.0%	-9
<i>Robbery</i>	8	10	6-13	90	40	-55.6%	-50
<i>Assault</i>	53	47	35-60	309	328	6.1%	19
<i>Assault w/ Weapon</i>	10	14	10-17	88	77	-12.5%	-11
<i>Sexual Offences</i>	2	8	5-10	39	41	5.1%	2
PROPERTY CRIME (UCR 2000-Series Offences)	624	749	698-800	4966	4767	-4.0%	-199
<i>Business B&E</i>	22	39	27-51	280	272	-2.9%	-8
<i>Residential B&E</i>	62	51	45-58	422	491	16.4%	69
<i>MV Theft</i>	21	38	19-57	167	157	-6.0%	-10
<i>Theft From MV</i>	144	208	180-236	1275	997	-21.8%	-278
<i>Theft</i>	109	116	91-140	997	869	-12.8%	-128
<i>Shoplifting</i>	71	64	48-81	477	631	32.3%	154
<i>Fraud</i>	48	47	40-54	343	343	0.0%	0
OTHER CRIMINAL CODE (UCR 3000-Series Offences)	254	246	218-274	1661	1479	-11.0%	-182
<i>Arson - Property</i>	9	9	3-15	24	24	0.0%	0
SUBTOTAL (UCR 1000- to 3000-Series)	1004	1133	1083-1184	7505	7115	-5.2%	-390
DRUGS (UCR 4000-Series Offences)	86	113	71-155	622	591	-5.0%	-31

Prepared by Richmond RCMP.

Data collected from PRIME on 2013-09-09. Published 2013-09-12.

This data is operational and subject to change. This document is not to be copied, reproduced, used in whole or part or disseminated to any other person or agency without the consent of the originator(s).

Business Break & Enters August 1st - August 31st, 2013

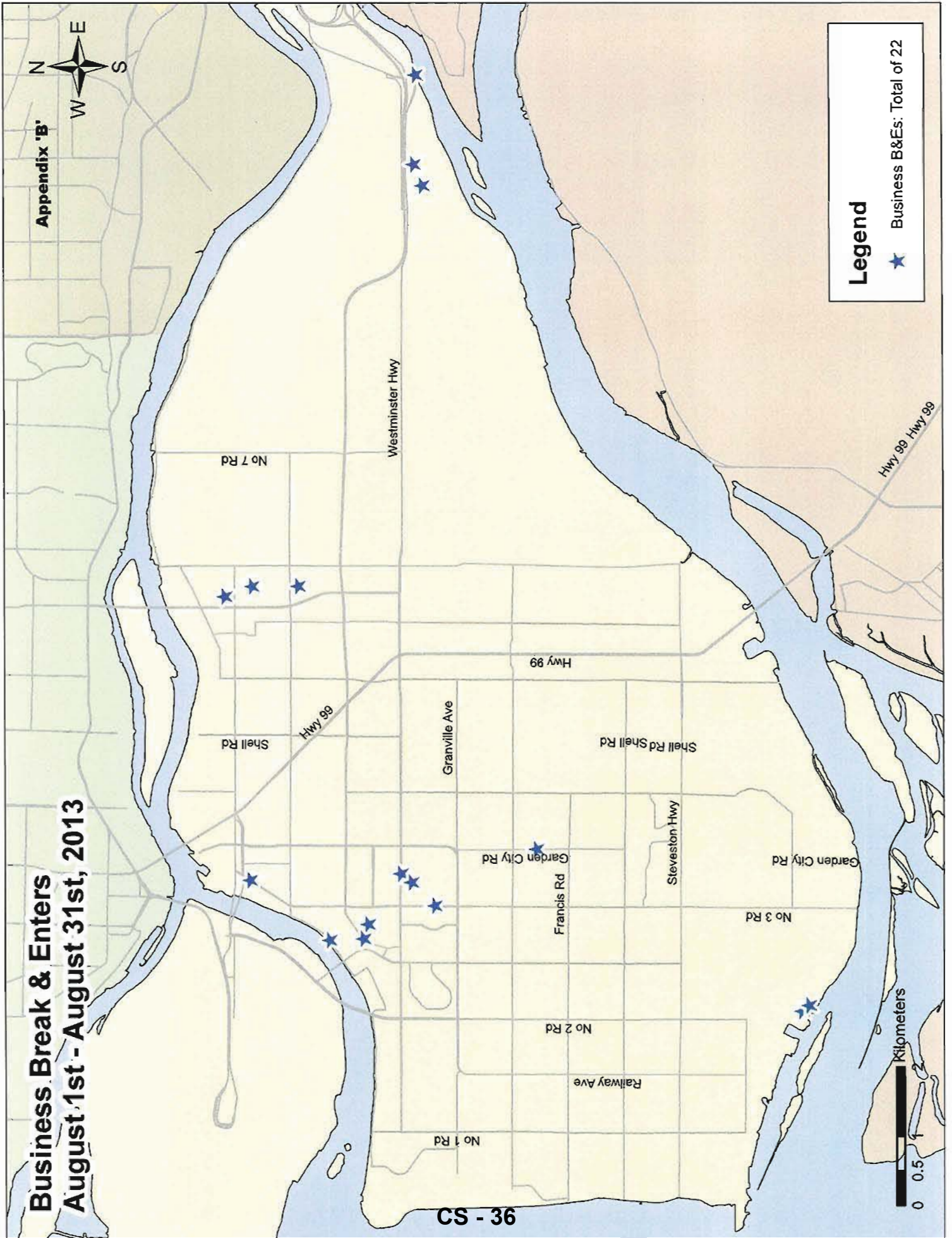
Appendix 'B'



CS - 36

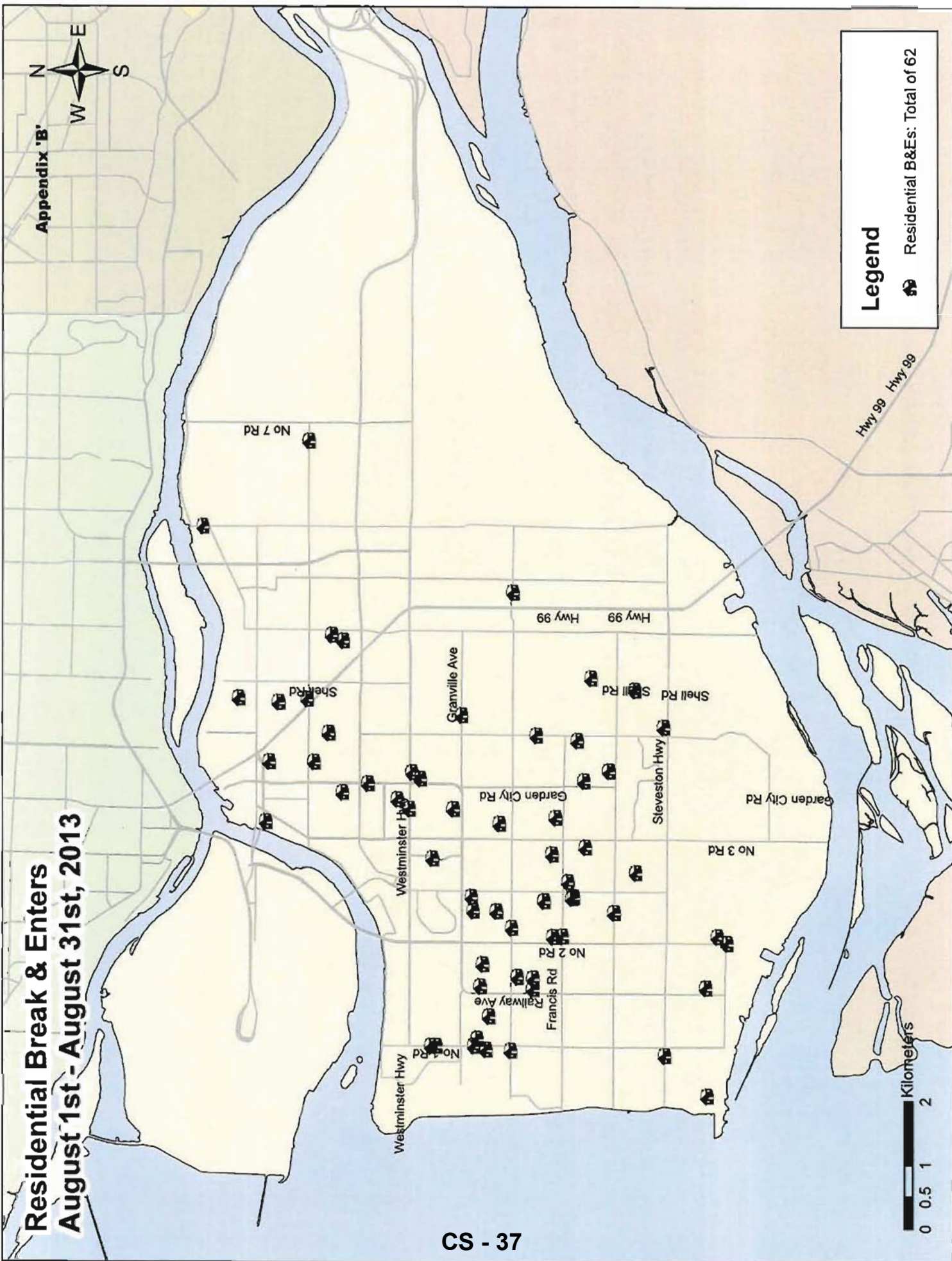
Legend

- ★ Business B&Es: Total of 22



Residential Break & Enters August 1st - August 31st, 2013

Appendix 'B'



Legend

- Residential B&Es: Total of 62



**Auto Theft
August 1st - August 31st, 2013**

Appendix 'B'

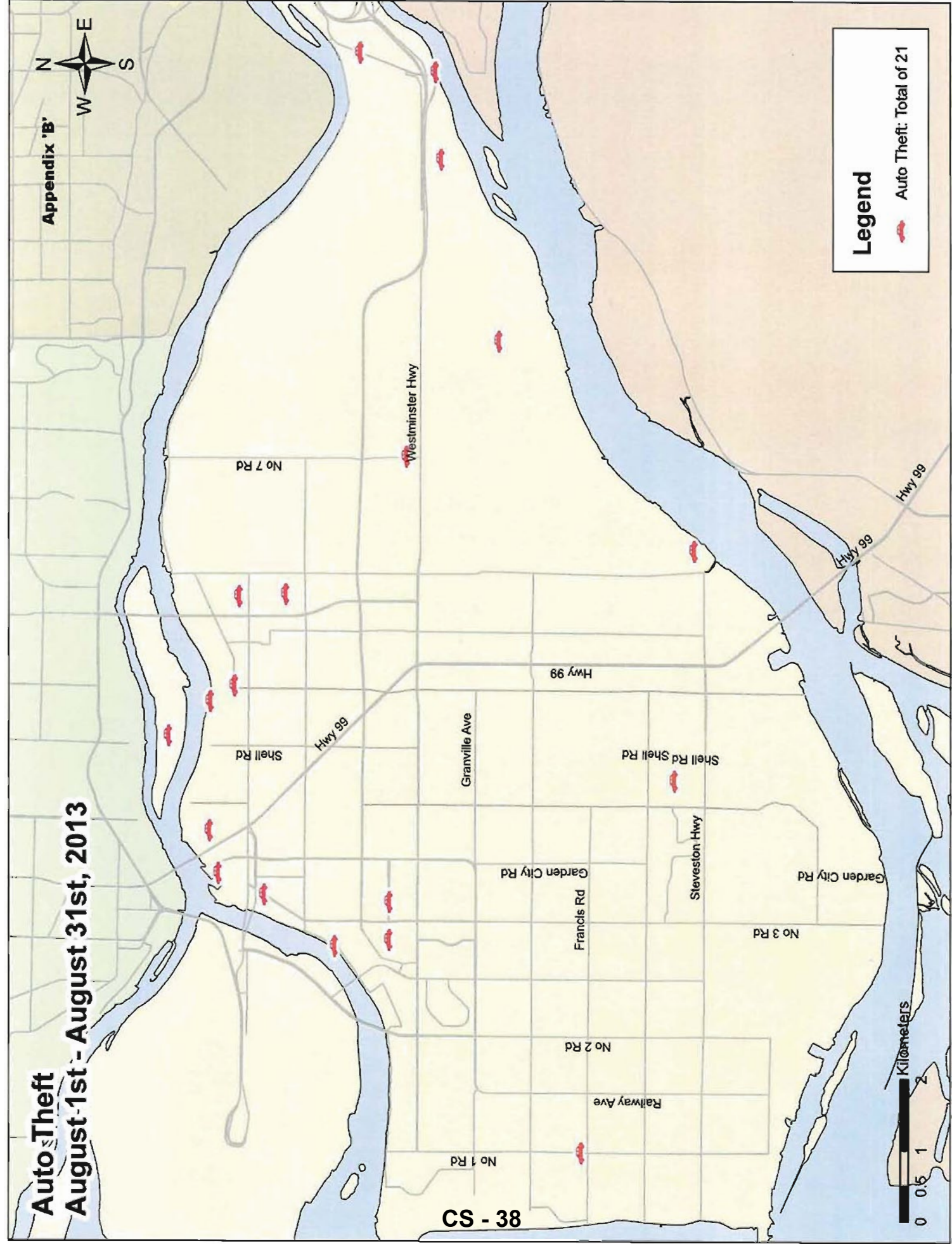


CS - 38



Legend

Auto Theft: Total of 21



Thefts From Vehicles August 1st - August 31st, 2013

Appendix 'B'



CS - 39

Legend

- Thefts From Vehicles: Total of 144

